

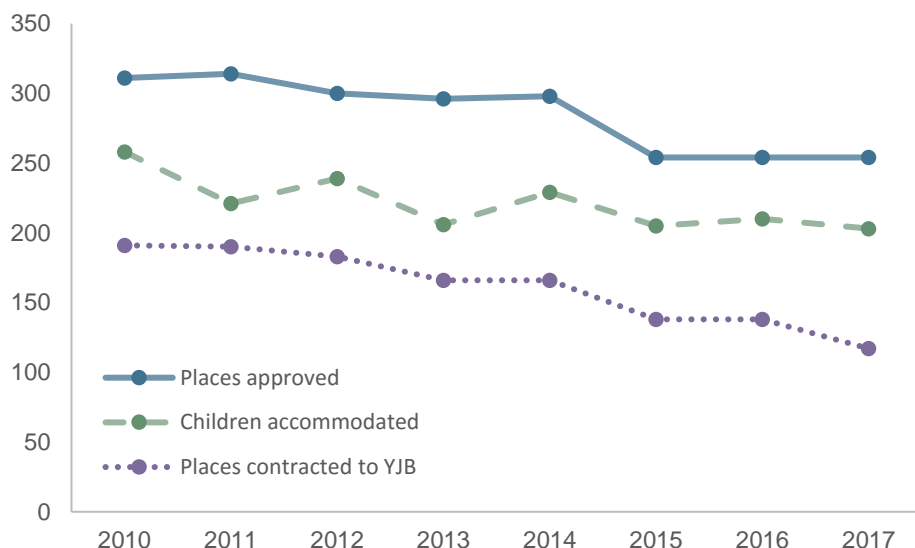


Children accommodated in secure children's homes at 31 March 2017: England and Wales



SFR 23/2017, 1 June 2017

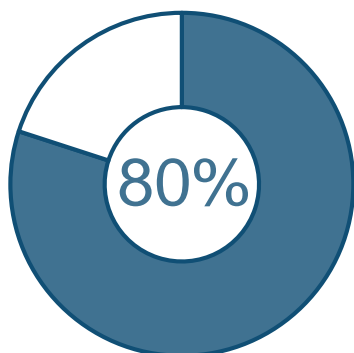
The number of children accommodated has decreased since last year



There were 203 children accommodated in secure children's homes in England and Wales at 31 March 2017, a decrease from 210 last year.

The number of places contracted to the Youth Justice Board (YJB) has decreased, from 138 places at 31 March 2016 to 117 places at 31 March 2017.

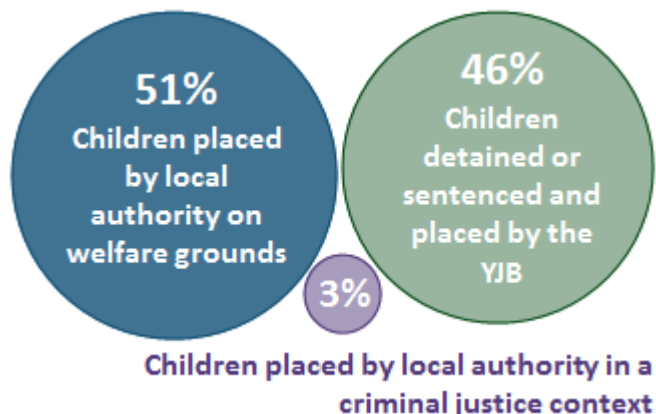
Occupancy rate fluctuates over time



At 31 March 2017, 80% of approved places in England and Wales were occupied. This has fallen since 31 March 2016 when it was 83%.

The occupancy rate at the 31 March has fluctuated between 70% (2013) and 83% (2010 and 2016) in the period between 2010 and 2017.

Percentage placed on welfare grounds has increased this year



The percentage of children placed on welfare grounds at 31 March 2017 has increased to 51% from 50% in 2016. Children detained or sentenced and placed by the Youth Justice Board has increased to 46% from 42% in 2016. Whereas children placed by local authorities in a criminal justice context has decreased to 3%, down from 8% in 2016.

Contents

1.	Places approved and children accommodated (Table 1)	3
2.	Availability and Occupancy rates (Table 2)	4
3.	Type of placement (Table 2)	4
4.	Gender and age (Table 1).....	6
5.	Length of stay (Table 1)	7
6.	Accompanying tables.....	8
7.	National Statistics	8
8.	Technical information.....	8
9.	Get in touch	8
	Media enquiries	8
	Other enquiries/feedback.....	8

About this release

This statistical first release provides data on secure children's homes (SCHs) in England and Wales. It includes the number of places approved and number of children accommodated as well as characteristics of those children accommodated: gender, age, length of stay and type of placement. This publication gives an annual snapshot of the status of SCHs in England and Wales at 31 March.

In this publication

The following tables are included in the SFR:

- Main tables (Excel .xls)

The accompanying quality and methodology information document, provides information on the data sources, their coverage and quality and explains the methodology used in producing the data.

Feedback

We are changing how our releases look and welcome feedback on any aspect of this document at cin.stats@education.gov.uk.

1. Places approved and children accommodated (Table 1)

Secure children's homes

Secure children's homes (SCHs) are children's homes which provide a locked environment and restrict a child or young person's liberty. They provide care and accommodation to children and young people who have been detained or sentenced by the criminal courts and those who have been remanded to secure local authority accommodation. They also accommodate and care for children and young people who have been placed there on welfare grounds by local authorities and the courts. Secure children's homes provide children and young people with support tailored to their individual needs; to achieve this they have a high ratio of staff to young people and are generally small facilities.

Youth Justice Board

The Youth Justice Board for England and Wales (YJB) work to prevent children and young people under 18 from offending or re-offending. Their responsibilities include overseeing youth justice services, the placing of children and young people remanded or sentenced to custody, and providing a 'secure estate' for children and young people, with young offender institutions, secure training centres and secure children's homes.

There are currently 15 SCHs in England and Wales; this figure has remained stable for the last three years since the closure of 2 SCHs in 2014.

There were 254 approved places in the 15 SCHs open in England and Wales at 31 March 2017; this has remained the same since 31 March 2015. Since 31 March 2010, the number has decreased by 57 places (18%), and has decreased 58 places (19%) from 2011 when it was at its highest point.

There were 203 children accommodated in SCHs in England and Wales at 31 March 2017; 184 in England and 19 in Wales. The total for England and Wales at 31 March 2017 represents a decrease of 7 children accommodated (3%) from 31 March 2016 and a decrease of 55 children accommodated (21%) from 31 March 2010.

At 31 March 2017, 117 approved places were contracted to the Youth Justice Board (YJB), compared with 138 places at 31 March 2016, a decrease of 21 places (15%). This represents a decrease of 74 places (39%) from 191 places at 31 March 2010.

Table 1: Number of places approved, children accommodated and places contracted to the Youth Justice Board (YJB) at 31 March
England and Wales, 2010-2017

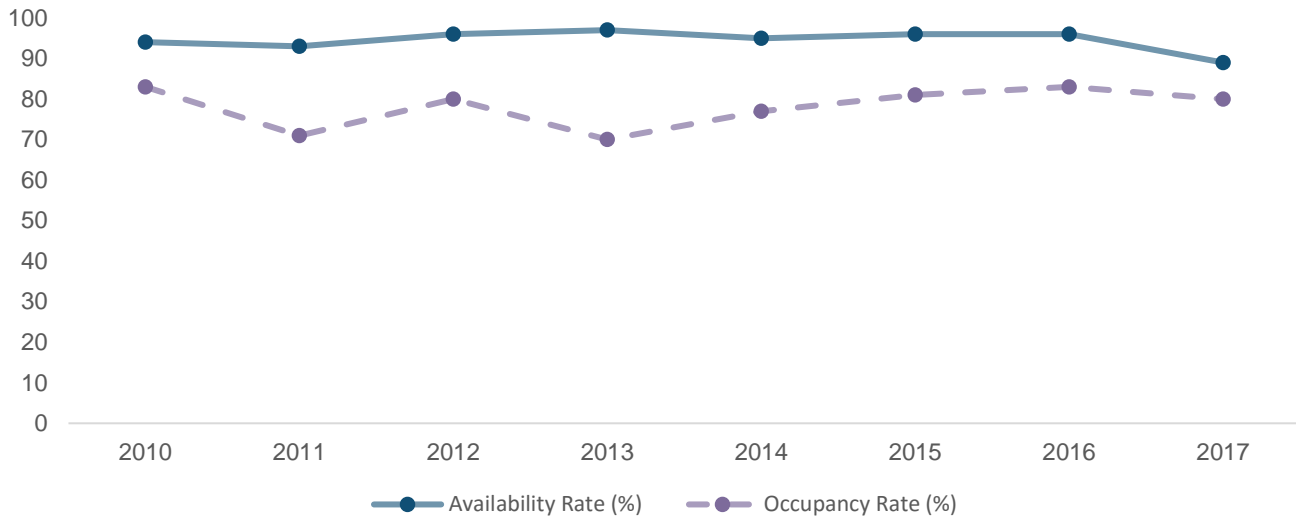
	Places approved	Children accommodated	Places contracted to YJB
2017	254	203	117
2016	254	210	138
2015	254	205	138
2014	298	229	166
2013	296	206	166
2012	300	239	183
2011	312	221	190
2010	311	258	191

Source: DfE SA1 survey

2. Availability and Occupancy rates (Table 2)

At 31 March 2017, 80% of approved places in England and Wales were occupied, decreasing from 83% at 31 March 2016. The occupancy rate at 31 March has fluctuated between 70% (2013) and 83% (2010 and 2016) in the period between 2010 and 2017.

Figure A: Availability rate and occupancy rate over time
England and Wales, 2010 to 2017



Source: DfE SA1 survey

At 31 March 2017 the availability rate of homes was 89%, with 227 of the 254 approved places being either in use or available for use. Last year this figure was 96%, with 245 of 254 places in use or available for use.

Between the years of 2010 and 2016, the availability rate remained consistently above 90%. It should be noted that one home was undergoing building renovations resulting in it having no rooms available at 31 March 2017.

3. Type of placement (Table 2)

Youth Justice Board

The Youth Justice Board for England and Wales (YJB) work to prevent children and young people under 18 from offending or re-offending. Their responsibilities include overseeing youth justice services, the placing of children and young people remanded or sentenced to custody, and providing a 'secure estate' for children and young people, with young offender institutions, secure training centres and secure children's homes.

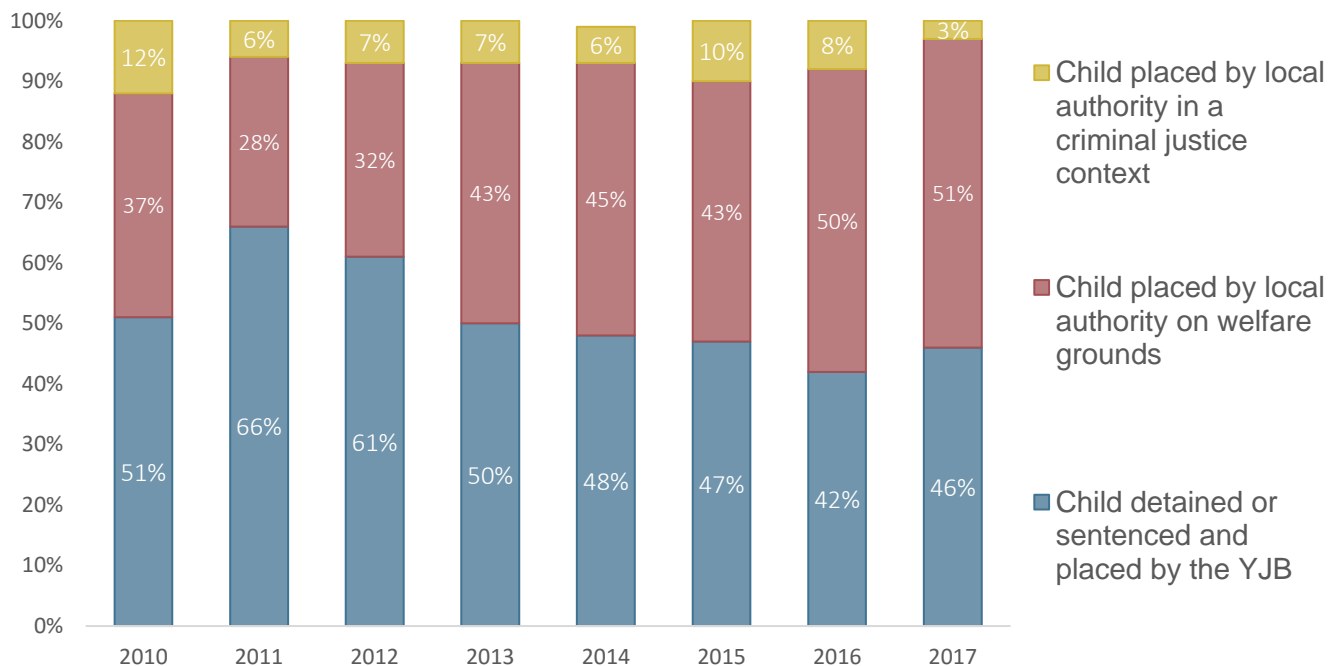
Welfare Placement

Children can be placed into the homes by their local authority, under section 25 of the Children Act 1989 for the protection of themselves and/or others.

Of the children accommodated at 31 March 2017 in England and Wales, 51% were placed by the local authority on welfare grounds, compared with 50% at 31 March 2016 and 37% at 31 March 2010. This is consistent with the trend of recent years in which the overall share of YJB placements has decreased, whereas beds commissioned for welfare placements have increased.

In 2016, for the first time, the percentage of children accommodated on welfare placements surpassed the percentage placed by the YJB, reversing the previous trend in which YJB placements historically composed the majority of placements.

Figure B: Type of placement percentages for children accommodated in secure children's homes at 31 March England and Wales, 2010 to 2017



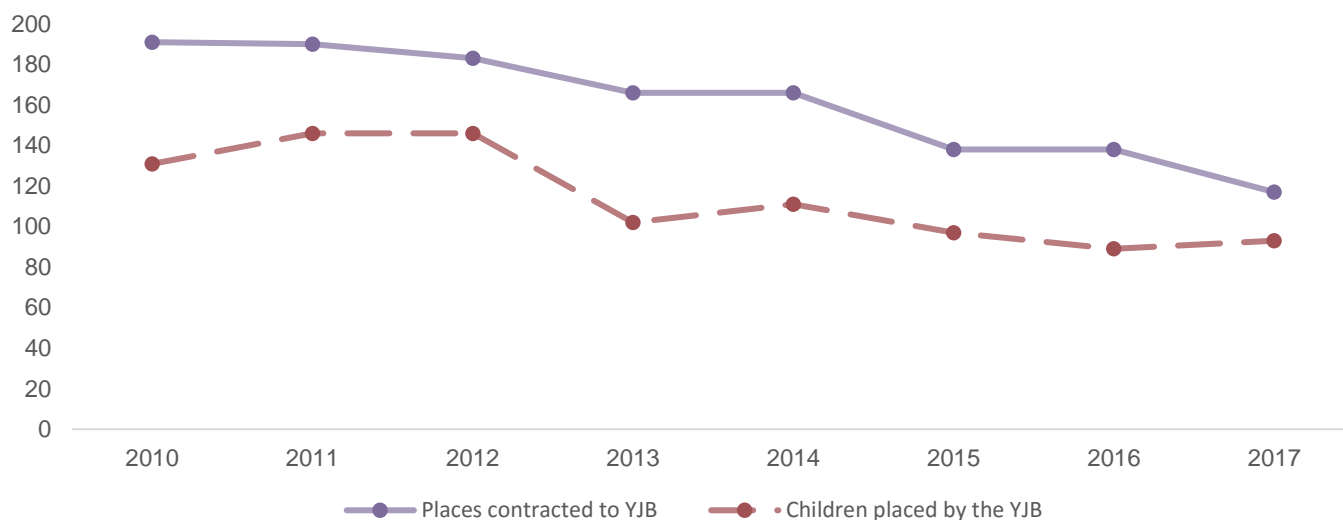
Note: Due to rounding, the sum of the category percentages may not always total 100%.
Source: DfE SA1 survey

The number of places contracted to the YJB decreased from 138 places in 2016, down 15% to 117 in 2017. The number of places contracted to the YJB has either decreased or remained stable each year since 2010 when it was 191, a decrease over the period of 39%.

In 2017 there were 93 children placed by the YJB on 31 March 2017. This is an increase of 4% from 2016 when 89 children were placed, but a decrease of 29% from 2010 when 131 children were placed by the YJB.

Over the period between 31 March 2010 and 31 March 2017, both the number of places contracted to the Youth Justice Board, and the number of children they have placed has fallen overall, although the number of children placed by the YJB has fluctuated throughout this time.

Figure C: Places contracted to, and children placed by the Youth Justice Board England and Wales, 2010 to 2017



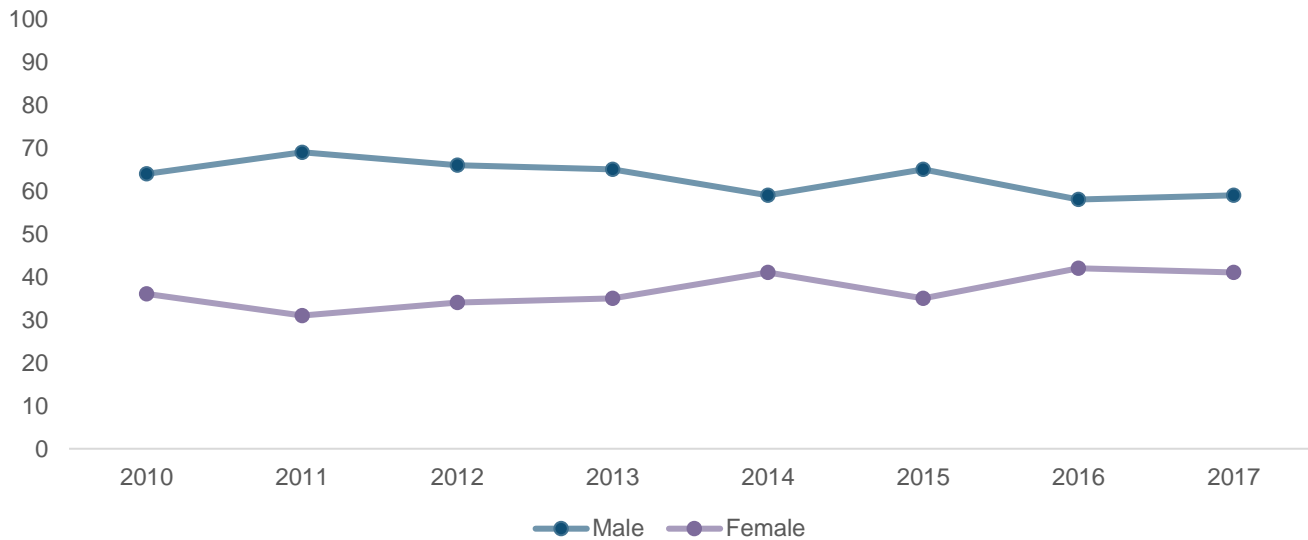
Source: DfE SA1 survey

4. Gender and age (Table 1)

Of the 203 children accommodated in England and Wales at 31 March 2017, 41% were female and 59% were male.

This is consistent with 31 March 2016, when 42% were female and 58% were male. Information showing the gender split by type of placement is not collected.

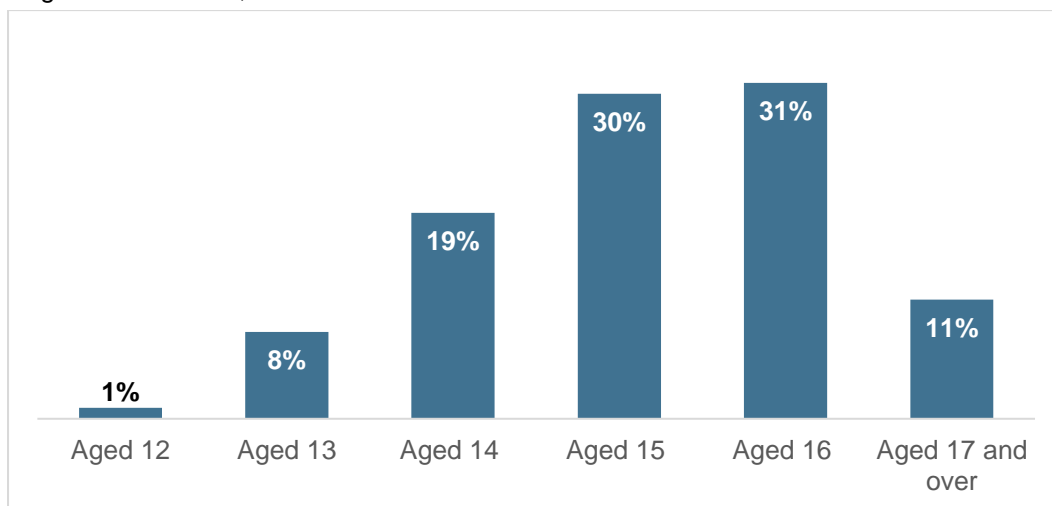
Figure D: Percentage of male and female children housed in secure children's homes
England and Wales, 2010 to 2017



Source: DfE SA1 Survey

Of the children accommodated at 31 March 2017, 123 (61%) were aged 15 or 16, with 57 (28%) aged 14 or under. There were no children accommodated at 31 March 2017 aged under 12.

Figure E: Age of children accommodated
England and Wales, 31 March 2010 to 2017



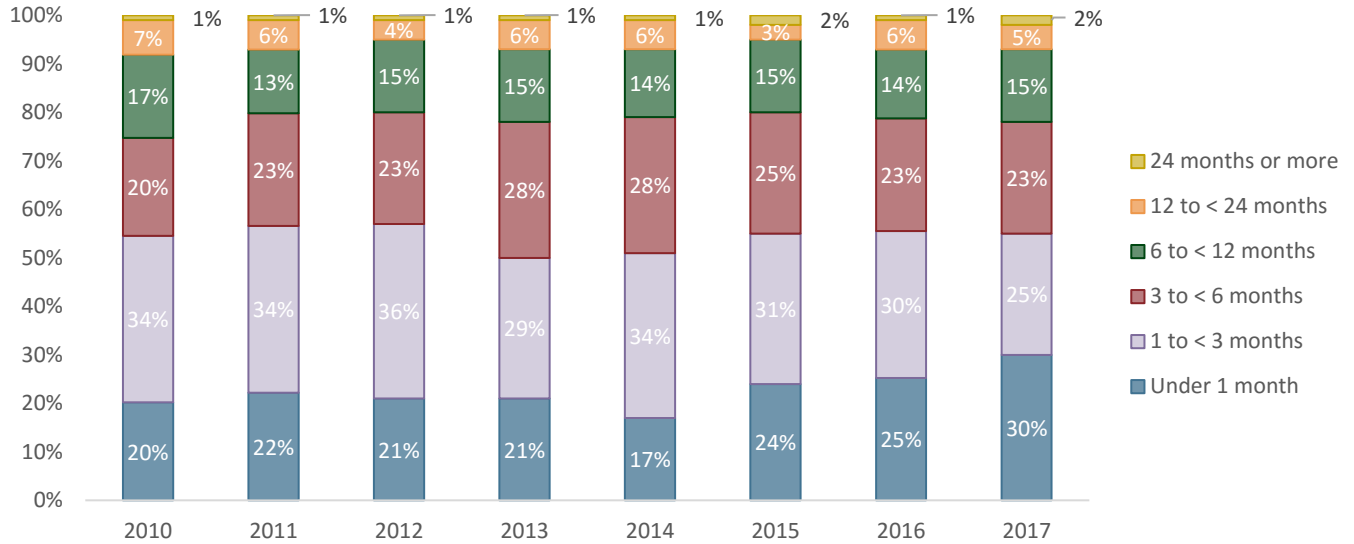
Source: DfE SA1 survey

Note: Due to rounding, the sum of the category percentages may not always total 100%.

5. Length of stay (Table 1)

Of the 203 children accommodated in England and Wales at 31 March 2017, 111 (55%) had been accommodated for less than 3 months, whereas 15 of the children accommodated (7%) had placements lasting a year or more.

Figure F: Length of stay of children accommodated
England and Wales, 31 March 2010 to 2017



Source: DfE SA1 survey

Note: Due to rounding, the sum of the category percentages may not always total 100%.

6. Accompanying tables

The following tables are available in Excel format on the department's statistics website:

<https://www.gov.uk/government/collections/statistics-secure-children-s-homes>

- 1 Numbers of approved places and children accommodated in secure children's homes at 31 March by gender, age, length of stay and type of placement
- 2 Percentages of approved places currently occupied, and children accommodated in secure children's homes at 31 March by gender, age, length of stay and type of placement
- 3 Places approved and available, and children accommodated at 31 March by individual secure children's homes (numbers and percentages)

Further information on the tables can be found in the accompanying methodology document.

7. National Statistics

The United Kingdom Statistics Authority has designated these statistics as National Statistics, in accordance with the Statistics and Registration Service Act 2007 and signifying compliance with the Code of Practice for Official Statistics.

Designation can be broadly interpreted to mean that the statistics:

- meet identified user needs;
- are well explained and readily accessible;
- are produced according to sound methods, and
- are managed impartially and objectively in the public interest.

Once statistics have been designated as National Statistics it is a statutory requirement that the Code of Practice shall continue to be observed. The Department has a set of [statistical policies](#) in line with the Code of Practice for Official Statistics.

8. Technical information

A quality and methodology information document accompanies this SFR. This provides further information on the data sources, their coverage and quality and explains the methodology used in producing the data, including how it is validated and processed.

9. Get in touch

Media enquiries

Press Office News Desk, Department for Education, Sanctuary Buildings, Great Smith Street, London SW1P 3BT.

Tel: 020 7783 8300

Other enquiries/feedback

Children's Services, Early Years and Special Educational Needs Statistics Team, Data Group, Department for Education, 2 St Paul's Place, 125 Norfolk Street, Sheffield, S1 2FJ.

Email: cin.stats@education.gov.uk



Department
for Education



© Crown copyright 2017

This publication (not including logos) is licensed under the terms of the Open Government Licence v3.0 except where otherwise stated. Where we have identified any third party, copyright information you will need to obtain permission from the copyright holders concerned.

To view this licence:

Visit www.nationalarchives.gov.uk/doc/open-government-licence/version/3

Email psi@nationalarchives.gsi.gov.uk

Write to Information Policy Team, The National Archives, Kew, London, TW9 4DU

About this publication:

enquiries Nicholas Treece, Children's Services, Early Years and Special Educational Needs Statistics Team, Data Group, Department for Education, 2 St Paul's Place, 125 Norfolk Street, Sheffield, S1 2FJ. Tel: 01142 742590 Email: cin.stats@education.gov.uk

Reference: [SFR 23/2017]



Follow us on Twitter:
[@educationgovuk](https://twitter.com/educationgovuk)



Like us on Facebook:
facebook.com/educationgovuk