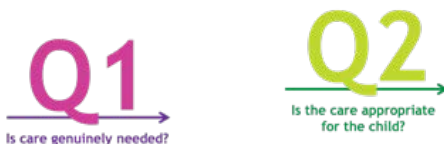


Measuring the Implementation of the 'Guidelines for the Alternative Care of Children'

What are the *Guidelines*?

In 2009, the UN General Assembly endorsed the **Guidelines for the Alternative Care of Children**, which provide authoritative guidance on the implementation of the provisions of the **Convention on the Rights of the Child** and other international standards relevant to children's care.

Two basic principles underpin the provision of alternative care for children: the **Necessity Principle** (ensure that alternative care for an individual child is genuinely needed) and the **Suitability Principle** (ensure that alternative care is provided in an appropriate manner for an individual child).

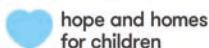


What is the Tracking Progress Tool?

The Tool is a free, web-based, interactive diagnostic and learning tool designed to enable national actors (governments, children's service providers, NGOs, civil society, academics and others) to determine the extent to which their country has effectively implemented the **Guidelines** and to identify the priorities for change still ahead.

How was the Tool developed?

The tool was developed by an inter-agency group in consultation with a range of actors working on care reforms at national, regional, and global levels. It is currently available in English and Spanish and other language versions are planned.



with support from

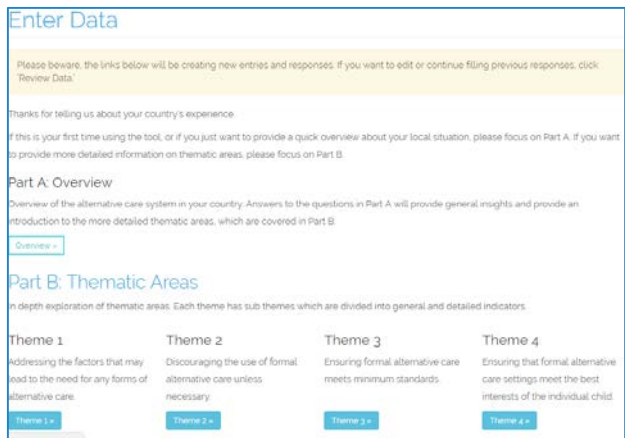


What does the Tool do?

The Tool is designed to help users gather information on children's care in their country around four overarching themes:

- 1) Addressing factors that may lead to the need for alternative care
- 2) Discouraging the use of alternative care unless necessary
- 3) Ensuring formal alternative care settings meet minimum standards
- 4) Ensuring that formal alternative care settings meet the best interests of the individual child.

Through the Tool, users can enter, review, and analyse data on the care of children in their country and generate reports on that data. Both the tool and the country data can be accessed and updated regularly to enable continual measurement of progress.



The screenshot shows a web interface titled "Enter Data". It includes a yellow banner with instructions: "Please beware, the links below will be creating new entries and responses. If you want to edit or continue filling previous responses, click 'Review Data'". Below this, there is a blue banner with a thank-you message: "Thanks for telling us about your country's experience. If this is your first time using the tool, or if you just want to provide a quick overview about your local situation, please focus on Part A. If you want to provide more detailed information on thematic areas, please focus on Part B." The interface is divided into two main sections: "Part A: Overview" and "Part B: Thematic Areas". "Part A: Overview" contains a paragraph about providing a general overview and a blue button labeled "Overview >". "Part B: Thematic Areas" contains a paragraph about in-depth exploration and four columns, each representing a theme with a description and a blue button labeled "Theme 1 <", "Theme 2 <", "Theme 3 <", and "Theme 4 <".

How is the Tool used?



Build a Team - Bring together a multi-agency team, or working group, to gather data, answer questions in the surveys, and follow-up on implementation plans.



Prepare to Use the Tool - Schedule a meeting with the working group, establish a plan for gathering data, set responsibilities, handle other logistics, etc.



Gather Data - Compile a variety of sources of qualitative and quantitative data to answer survey questions.



Enter Data - Respond to survey questions with information about the alternative care system in the country.



Track Progress - Review data, identify missing information, and improve implementation of the Guidelines.



Analyse Data - Analyse survey data through charts and tables, and generate reports on the data.

Learn more at: www.trackingprogressinitiative.org