


Strengthening Data on
Children's Parents




CRC Article 7.1 “as far as possible, the right to know and be cared for by his or her parents.”



- Many children are not cared for by one or both of their parents because of
 - Death
 - Out of union childbearing
 - Union dissolution
 - Parental incapacity/institutionalization
 - Labor migration
 - More
- And yet,
 - Not all parental care is appropriate care
 - Not all alternatives are inadequate care



The Challenge: Identifying Correlates of Risk



- For children living with **both parents**
- For children living with **one parent**
- For children in **non-parental care**

Both theoretically and empirically, vulnerability to poor care varies by family structure and *within family structures*

We also expect the correlates of risk to vary *by context*, and encourage the use of household surveys to identify the conditions in which risk translates into adverse outcomes

+ DHS/MICS already measure children's living arrangements

- Household roster
 - Relationship of all members to household head
 - Information on biological parents of children <18
 - Survival status
 - Whether living in household
- Individual woman's questionnaire
 - Which biological children live with her (from birth history)
- Individual man's questionnaire
 - How many biological children live with him



We recommend enriching this information



- **Household roster**
 - **Information on biological parents of children <18**
 - **Duration of parent/child separation**
 - **Union status**
 - Relationship of all members to household head
 - Changes to codes to improve what we know about whether and how children are related to other members
 - Identify child's caregiver
- **Individual woman's and man's questionnaires**
 - **Reasons for parent/child separation**
 - **Whereabouts of children**




Specific recommendations follow,
but first **Why?**





Cause of separation from biological parents matters



- Death
 - No remittances from dead parents
 - Though possibly greater support from kin networks than with other causes of separation
- Biological parents were never in relationship
 - Paternal support often lower
 - Kin support depends in part on acknowledgement of paternity
- Dissolution of biological parents' union
 - Stress from transitions
- Labor migration
 - Can enhance income (+) while causing other issues (-)
- Parental incapacity/institutionalization



Why the focus on biological parents?



- Mothers and fathers both matter for outcomes
 - Mothers especially important for survival (and health)
 - Fathers especially important for reproductive health
- Stepparents
 - Exist only where transitions have occurred, and therefore may mark disadvantage they did not cause
 - May be associated with household complexity, including role ambiguity
 - Have less motivation for investment in children, though more than other non-related adults
 - Associated with poorer education and sexual abuse in higher income countries

+ Why duration of separation?


- Separate long and short run effects of transitions
- Duration interacts with cause
 - consequences of parental death may become attenuated over time (Thiombiano, LeGrand, and Kobiané 2013)
 - consequences of parental migration may become accentuated (Eremenko and Bennett 2018)

+ Why union status of biological parents?

- Intact non-residential unions
 - Seem to predict poor outcomes less strongly than other causes of parental separation
- Repartnering of parents in the household
 - Currently DHS gives union status of resident parents (MICS does not), and neither identifies if union is with the other biological parent
- Repartnering non-resident parents
 - Can change resource availability
 - Can change resource allocation



Why data from parents on children not living with them?



The characteristics of parents in a cross-sectional survey will not necessarily reflect conditions at the time of parent/child separation, however:

- **Individual** man's and woman's questionnaires have many items that may be correlates of risk
- Can be used to identify characteristics of **households** that have placed one or more children in residential care
- We also need to identify cross-national variation in the correlates of risk
- Together, this information can help us
 - **Better understand the context and drivers for child- family separation** and placement in alternative care
 - **Identify areas where parent/child separation for education is more common.** (e.g., families deem local schooling inadequate)



MICS Household Roster

| | | | | | | | | | | | |
|--|--|--|---|--|---|--|--|--|---|--|---|
| HL12. Is <i>(name)</i> 's natural mother alive? 1 YES 2 NO <i>record 4-digit year of death</i> ∓ <i>HL18</i> 8 DK <i>record 4-digit year of last contact</i> ∓ <i>HL18</i> <i>9999 if unknown</i> | HL13. Does <i>(name)</i> 's natural mother live in this household? 1 YES 2 NO ∓ <i>HL15</i> | HL14. <i>Record the line number of mother and go to HL17.</i> | HL15. Where does <i>(name)</i> 's natural mother live? 1 ABROAD 2 IN ANOTHER HOUSEHOLD IN THE SAME REGION 3 IN ANOTHER HOUSEHOLD IN ANOTHER REGION 4 INSTITUTION IN THIS COUNTRY 8 DK | HL16. How long has it been since <i>(name)</i> and <i>(name)</i> 's natural mother have lived together? <i>Record number of years; use '90' FOR LESS THAN A YEAR ; '99' FOR NEVER LIVED TOGETHER</i> | HL17. Is <i>(name)</i> 's natural mother married or living with a man as though married? 1 YES, WITH <i>(NAME)</i> 'S FATHER 2 YES, WITH OTHER MAN 3 NO | HL18. Is <i>(name)</i> 's natural father alive? 1 YES 2 NO <i>record 4-digit year of death</i> ∓ <i>HL24</i> 8 DK <i>record 4-digit year of last contact</i> ∓ <i>HL24</i> <i>9999 if unknown</i> | HL19. Does <i>(name)</i> 's natural father live in this household? 1 YES 2 NO ∓ <i>HL21</i> | HL20. <i>Record the line number of father and go to HL23.</i> | HL21. Where does <i>(name)</i> 's natural father live? 1 ABROAD 2 IN ANOTHER HOUSEHOLD IN THE SAME REGION 3 IN ANOTHER HOUSEHOLD IN ANOTHER REGION 4 INSTITUTION IN THIS COUNTRY 8 DK | HL22. How long has it been since <i>(name)</i> and <i>(name)</i> 's natural father have lived together? <i>Record number of years; use '90' FOR LESS THAN A YEAR ; '99' FOR NEVER LIVED TOGETHER</i> | HL23. Is <i>(name)</i> 's natural father married or living with a woman as though married? 1 YES, WITH <i>(NAME)</i> 'S MOTHER 2 YES, WITH OTHER WOMAN 3 NO |
| Y N DK | Y N | MOTHER | | | | Y N DK | Y N | FATHER | | | |
| 1 2 8 | 1 2 | __ __ | 1 2 3 4 8 | __ __ | 1 2 3 | 1 2 8 | 1 2 | __ __ | 1 2 3 4 8 | __ __ | 1 2 3 |
| 1 2 8 | 1 2 | __ __ | 1 2 3 4 8 | __ __ | 1 2 3 | 1 2 8 | 1 2 | __ __ | 1 2 3 4 8 | __ __ | 1 2 3 |

Duration of separation

Parental union status



+ DHS Household Roster

| INFORMATION ON BIOLOGICAL PARENTS | | | | | | | |
|--|--|---|--|--|---|---|--|
| 12 | 13 | 14 | 15 | 16 | 17 | 18 | 19 |
| Is <i>(name)</i> 's natural mother alive? | Does <i>(name)</i> 's natural mother usually live in this household or was she a guest last night? | How long has it been since <i>(name)</i> and <i>(name)</i> 's natural mother have lived together? | Is <i>(name)</i> 's natural mother married or living with a man as though married? | Is <i>(name)</i> 's natural father alive? | Does <i>(name)</i> 's natural father usually live in this household or was he a guest last night? | How long has it been since <i>(name)</i> and <i>(name)</i> 's natural mother have lived together? | Is <i>(name)</i> 's natural father married or living with a woman as though married? |
| 1 YES 2 NO <i>record 4-digit year of death</i> 8 DK <i>record 4-digit year of last contact</i> <i>9999 if unknown</i> | If yes, what is her name? | Record number of years; use '90' for less than a year ; '99' for never lived together | 1 YES, WITH <i>(NAME)</i> 'S FATHER 2 YES, WITH OTHER MAN 3 NO 8 DK | 1 YES 2 NO <i>record 4-digit year of death</i> 8 DK <i>record 4-digit year of last contact</i> <i>9999 if unknown</i> | If yes, what is his name? | Record number of years; use '90' for less than a year ; '99' for never lived together | 1 YES, WITH <i>(NAME)</i> 'S FATHER 2 YES, WITH OTHER MAN 3 NO 8 DK |
| Y N DK | LINE NUMBER | YEARS | | Y N DK | LINE NUMBER | YEARS | |
| 1 2—8 Σ 14 | — — | — — | 1 2 3 8 | 1 2—8 Σ 16 | — — | | 1 2 3 8 |
| 1 2—8 Σ 14 | — — | — — | 1 2 3 8 | 1 2—8 Σ 16 | — — | | 1 2 3 8 |

Duration of separation

Parental union status



Individual woman's questionnaires (MICS shown)

| | | | |
|---|--|---|---|
| BH7. Is (<i>name of birth</i>) living with you? | BH8. Where does (<i>name</i>) live? | WHY WAS [NAME] SEPARATED FROM YOU? (CIRCLE ALL THAT APPLY) | BH9. Record household line number of child (from HL1) Record '00' if child is not listed. |
| Y N | See codes below | a b c d e f g h i j k l | Line No |
| 1 ⇄ BH9 | 2 | | ⇨ Next Birth |
| 1 ⇄ BH9 | 2 | | ⇨ BH11 |

CODES FOR BH8, WHERE NON-RESIDENT CHILD LIVES:

- 1 Child care institution
- 2 Religious institution
- 3 Boarding school
- 4 Servant in another household
- 5 With my relatives
- 6 With father
- 7 With father's relatives
- 8 Prison
- 9 Alone
- 10 Other
- 99 Don't know

CODES FOR WHY SEPARATED:

- a. Relative asked for child
- b. Not enough food
- c. Child's disability
- d. For child's education
- e. Child's behavior problems
- f. New spouse or partner didn't want child or mistreated child
- g. Health or disability of parent
- h. Mental health of parent
- i. Substance abuse of parent
- j. Violence between adults in the home
- k. Violence against child in the home
- l. Violence in the community




Individual man's questionnaire (MICS shown)

| | | |
|---|--|----------|
| MCM5. Do you have any sons or daughters that you have fathered who are alive but do not live with you? | YES 1 NO 2 | 2⇒MCM8 |
| MCM6. How many sons are alive but do not live with you? <i>If none, record '00'.</i> | SONS ELSEWHERE..... — — | 0⇒MCM7 |
| If MCM6=01, How old is he? If MCM6>01, How old the youngest of these? | AGE OF YOUNGEST SON ELSEWHERE — — | >17⇒MCM7 |
| Where does he live? | Child care institution 1 Religious institution..... 2 Boarding school..... 3 Servant in another household 4 With my relatives 5 With mother..... 6 With mother's relatives 7 Prison 8 Alone 9 Other 10 Don't know 99 | |
| Why was he separated from you? (check all that apply) | a. Relative asked for child b. Not enough food c. Child's disability d. For child's education e. Child's behavior problems f. New spouse or partner didn't want child or mistreated child g. Health or disability of parent h. Mental health of parent i. Substance abuse of parent j. Violence between adults in the home k. Violence against child in the home l. Violence in the community | |
| MCM7. How many daughters are alive but do not live with you? <i>If none, record '00'.</i> | DAUGHTERS ELSEWHERE..... — — | 0⇒MCM8 |
| If MCM7=01, How old is she? If MCM7>01, How old the youngest of these? | AGE OF YOUNGEST DAUGHTER ELSEWHERE — — | >17⇒MCM8 |
| Where does she live? | Child care institution..... 1 Religious institution 2 Boarding school 3 Servant in another household..... 4 With my relatives 5 With mother 6 With mother's relatives..... 7 Prison 8 Alone 9 Other 10 Don't know 99 | |



Purposive versus crisis placements



- where alternative care is sought by both sending and receiving households in a mutually agreed upon manner and where it is culturally acceptable, children do not show an educational disadvantage
- Previous recommendations get at the biological parents' motivations for alternative care
- What is missing?
 - Host family motivations
 - Premeditated or emergency?



Should we also try to collect reasons for placement from receiving households?

How?

+ Second and third tier recommendations

1. Collect more information on children's biological parents

- a. **Union status**
- b. **Year of death or last contact (if deceased or survival status unknown)**
- c. **Information on biological parents**

1. Non-resident parents

- a. **Length of placement in alternative care**
- b. **Remittances**
- c. **Location**
- d. **How often sees child**

2. Interviewed parents

- a. **Multipartner fertility**
- b. **Reasons for multiple unions**
- d. **Information from parents on non-resident children**

+ MICS Household Roster

| | | | | | | | | | | | |
|---|---|---|---|---|---|---|---|---|---|---|---|
| HL20. Record the line number of mother and go to HL25. | HL21. Does (name)'s natural mother send money to or receive money from this household? 1 Sends 2 Receives 3 Both 4 Neither 8 DK | HL22. Where does (name)'s natural mother live? 1 ABROAD 2 IN ANOTHER HOUSEHOLD IN THE SAME REGION 3 IN ANOTHER HOUSEHOLD IN ANOTHER REGION 4 RECEIVING MEDICAL CARE 5 OTHER INSTITUTION IN THIS COUNTRY 8 DK | HL23. In the last 6 months how often has (name)'s natural mother seen (name)? 1 DAILY 2 WEEKLY 3 MONTHLY 4 LESS THAN MONTHLY 5 NEVER IN LAST 6 MONTHS | HL24. How long has it been since (name) and (name)'s natural mother have lived together? Record number of years; use '90' for less than a year; '99' for never lived together | HL25. Is (name)'s natural mother married or living with a man as though married? 1 YES, WITH (NAME)'S FATHER 2 YES, WITH OTHER MAN 3 NO | HL26. Is (name)'s natural father alive? 1 YES 2 NO record 4-digit year of death HL34 8 DK record 4-digit year of last contact; HL34 9998 father's identify unknown 9999 year unknown; | HL27. Does (name)'s natural father live in this household? 1 YES 2 NO HL29 | HL28. Record the line number of father and go to HL33. | HL29. Does (name)'s natural father send money to or receive money from this household? 1 Sends 2 Receives 3 Both 4 Neither 8 DK | HL30. Where does (name)'s natural father live? 1 ABROAD 2 IN ANOTHER HOUSEHOLD IN THE SAME REGION 3 IN ANOTHER HOUSEHOLD IN ANOTHER REGION 4 RECEIVING MEDICAL CARE 5 OTHER INSTITUTION IN THIS COUNTRY 8 DK | HL31. In the last 6 months how often has (name)'s natural father seen (name)? 1 DAILY 2 WEEKLY 3 MONTHLY 4 LESS THAN MONTHLY 5 NEVER IN LAST 6 MONTHS |
| | | | | | | Y N DK | Y N | | | | |
| — — | 1 2 3 4 8 | 1 2 3 4 5 8 | 1 2 3 4 5 | — — | 1 2 3 | 1 2 8 | 1 2 | — — | 1 2 3 4 8 | 1 2 3 4 5 8 | 1 2 3 4 5 |

Remittances

Location

Contact

+ DHS Household Roster

| 20 | 21 | 22 | 23 | 24 | 25 | 26 | 27 | 28 | 29 |
|---|--|---|--|--|--|---|---|--|---|
| Does <i>(name)</i> 's natural mother send money to or receive money from his household? | Where does <i>(name)</i> 's natural mother live? 1 ABROAD 2 IN ANOTHER HOUSEHOLD IN THE SAME REGION 3 IN ANOTHER HOUSEHOLD IN ANOTHER REGION 4 RECEIVING MEDICAL CARE 5 OTHER INSTITUTION IN THIS COUNTRY 8 DK | In the last 6 months how often has <i>(name)</i> 's natural mother seen or talked with <i>(name)</i> ? 1 DAILY 2 WEEKLY 3 MONTHLY 4 LESS THAN MONTHLY 5 NEVER IN LAST 6 MONTHS | How long has it been since <i>(name)</i> and <i>(name)</i> 's natural mother have lived together? Record number of years; use '90' FOR LESS THAN A YEAR ; '99' FOR NEVER LIVED TOGETHER | Is <i>(name)</i> 's natural mother married or living with a man as though married? 1 YES, WITH <i>(NAME)</i> 'S FATHER 2 YES, WITH OTHER MAN 3 NO 8 DK | Is <i>(name)</i> 's natural father alive? 1 YES 2 NO <i>record 4-digit year of death</i> 8 DK <i>record 4-digit year of last contact</i> <i>9998 father's identify unknown</i> <i>9999 year unknown</i> | Does <i>(name)</i> 's natural father usually live in this household or was he a guest last night? If yes, what is his name? Record line number ⌘ 31 | Does <i>(name)</i> 's natural mother send father to or receive money from this household? 1 SENDS 2 RECEIVES 3 BOTH 4 NEITHER 8 DK | Where does <i>(name)</i> 's natural father live? 1 ABROAD 2 IN ANOTHER HOUSEHOLD IN THE SAME REGION 3 IN ANOTHER HOUSEHOLD IN ANOTHER REGION 4 RECEIVING MEDICAL CARE 5 OTHER INSTITUTION IN THIS COUNTRY 8 DK | In the last 6 months how often has <i>(name)</i> 's natural father seen or talked with <i>(name)</i> ? 1 DAILY 2 WEEKLY 3 MONTHLY 4 LESS THAN MONTHLY 5 NEVER IN LAST 6 MONTHS |
| | | | YEARS | | Y N DK | LINE NUMBER | | | |
| 1 2 3 4 8 | 1 2 3 4 5 8 | 1 2 3 4 5 | _____ | 1 2 3 8 | 1 ⌘26 2—8 — — — — ⌘32 | — — | 1 2 3 4 8 | 1 2 3 4 5 8 | 1 2 3 4 5 |

Remittances

Location

Contact



Why multipartner fertility?



- Both surveys already ask men about MPF (see question **MCM15** on MICS6.ME.7 and **210** on DHS M-5)
- Collecting data from women would allow determining whether maternal and paternal multipartner fertility are both associated with risk for children across settings
 - Are they both risky?
 - Do they have different predictors?

+ Women's MPF question (DHS shown)

| | | | | | | | |
|-----|---|---|---|--|--|--|--|
| 206 | <p>Have you ever given birth to a boy or girl who was born alive but later died?</p> <p>IF NO, PROBE: Any baby who cried, who made any movement, sound, or effort to breathe, or who showed any other signs of life even if for a very short time?</p> | <p>YES..... 1</p> <p>NO 2</p> | → 208 | | | | |
| 207 | <p>a) How many boys have died?</p> <p>b) And how many girls have died?</p> <p>IF NONE, RECORD '00'.</p> | <p>a) BOYS DEAD</p> <p>b) GIRLS DEAD</p> | <table border="1"> <tr> <td></td><td></td> </tr> <tr> <td></td><td></td> </tr> </table> | | | | |
| | | | | | | | |
| | | | | | | | |
| 208 | SUM ANSWERS TO 203, 205, AND 207, AND ENTER TOTAL. IF NONE, RECORD '00'. | <p>TOTAL BIRTHS</p> <table border="1"> <tr> <td></td><td></td> </tr> </table> | | | | | |
| | | | | | | | |
| 209 | <p>CHECK 208:</p> <p>Just to make sure that I have this right: you have had in TOTAL ____ births during your life. Is that correct?</p> <p>YES <input type="checkbox"/></p> <p>NO <input type="checkbox"/></p> <p>PROBE AND CORRECT 201-208 AS NECESSARY.</p> | | | | | | |
| 210 | <p>CHECK 208:</p> <p>ONE OR MORE BIRTHS <input type="checkbox"/> 211</p> <p>NO BIRTHS <input type="checkbox"/></p> | | → 226 | | | | |


Check 208. If two or more births, Do ALL OF YOUR CHILDREN HAVE THE SAME BIOLOGICAL FATHER?

YES 1

NO 2



Why reasons for union dissolution?



- Different reasons may correlate with different levels of risk for children associated with union dissolution

MA8. Have you been married or lived with someone only once or more than once?

ONLY ONCE1
MORE THAN ONCE.....2




1 ⇒ *MA11*
2 ⇒ *MA8B*

MA9. What is the main reason you have been married/living together more than once?

HUSBAND/PARTNER DEAD1
UNFAITHFUL2
DOMESTIC VIOLENCE.....3
HUSBAND UNABLE TO FULFILL MATERIAL
NEEDS4
HUSBAND UNABLE TO FULFILL BIOLOGICAL
NEEDS5
FREQUENT QUARRELS6
LONG SEPARATION7
NO CHILDREN8
OTHER.....9




Other recommended information
about biological parents?



**Refining data on
relationships to
household members**


+ Top-tier recommendations



- Household roster
 - Information on biological parents of children <18
 - Duration of parent/child separation
 - Union status
 - **Relationship of all members to household head**
 - **Changes to codes to improve what we know about whether and how children are related to other members**
 - **Identify child's caregiver**
- Individual woman's and man's questionnaires
 - Reasons for parent/child separation
 - Whereabouts of children




Why relationship to household head? Top tier recommendations



- Use definition of foster correctly
- Identify foster and adopted children
 - Formalization is likely of little importance in LMICs today, **but will likely become increasingly relevant for child wellbeing** as countries develop formal foster care systems where children are placed in unrelated household with foster parent, as well as move to formalize kinship care arrangements through formal/foster kinship care as is the trends in both high income and lower income countries.
 - Next surveys will provide a baseline for comparisons in the future
- Identify **stepchildren** (of head and partner)



Why relationship to household head? Other recommendations




- Maternal and paternal relatives may have different motivations for care
 - Importance varies
 - May be especially important in matrilineal and patrilineal societies
- Care may depend on other relationships in the household, not just with the head



Why identify the caregiver?

Living arrangements are not the same as care situations

- Identifying the alternative care arrangements that work well/poorly is important for targeting interventions
 - If the caregiver is of reproductive age, plentiful information from the individual interviews (linked using the household line number)
 - In other cases, the household questionnaire itself will still provide basic and useful information: gender, age, and highest educational level
- We do not know the characteristics of children living with a biological parent, but not cared for by a biological parent.
 - Do these children share some of the disadvantage associated with nonparental care? Or is the parent's presence enough to protect them from these?
 - Interventions to strengthen the quality of care should be targeted to the persons actively caring for the child (rather than assumed to be)



+ Relationship to head

| Current MICS | Current DHS | Proposed |
|--------------------------------------|------------------------------------|---|
| 01 HEAD | 01 = HEAD | 01 HEAD |
| 02 SPOUSE / PARTNER | 02 = WIFE OR HUSBAND | 02 SPOUSE OR PARTNER |
| 03 SON / DAUGHTER | 03 = SON OR DAUGHTER | 03 SON OR DAUGHTER WITH CURRENT PARTNER |
| | | 04 SON OR DAUGHTER WITH OTHER PARTNER |
| 04 SON-IN-LAW / DAUGHTER-IN-LAW | 04 = SON-IN-LAW OR DAUGHTER-IN-LAW | 05 SON-IN-LAW OR DAUGHTER-IN-LAW |
| 05 GRANDCHILD | 05 = GRANDCHILD | 06 GRANDCHILD (CHILD OF DAUGHTER) |
| | | 07 GRANDCHILD (CHILD OF SON) |
| 06 PARENT | 06 = PARENT | 08 PARENT |
| 07 PARENT-IN-LAW | 07 = PARENT-IN-LAW | 09 PARENT-IN-LAW |
| 08 BROTHER / SISTER | 08 = BROTHER OR SISTER | 10 BROTHER OR SISTER |
| 09 BROTHER-IN-LAW / SISTER-IN-LAW | | 11 BROTHER-IN-LAW OR SISTER-IN-LAW |
| 10 UNCLE/AUNT | | 12 UNCLE OR AUNT |
| 11 NIECE / NEPHEW | | 13 NIECE OR NEPHEW (CHILD OF SISTER) |
| | | 14 NIECE OR NEPHEW (CHILD OF BROTHER) |
| 12 OTHER RELATIVE | 09 = OTHER RELATIVE | 15 OTHER RELATIVE |
| 13 ADOPTED / FOSTER / STEPCHILD | 10 = ADOPTED/FOSTER/ STEPCHILD | 16 Formally adopted |
| | | 17 Formally fostered |
| | | 18 Stepchild |
| 14 SERVANT (LIVE-IN) | | 19 SERVANT (LIVE-IN) Not related to head |
| | | 20 SERVANT (LIVE-IN) Not related to anyone in household |
| 96 OTHER (NOT RELATED) | 11 = NOT RELATED | 96 OTHER: Not related to head |
| | | 97 OTHER: Not related to anyone in household |
| 98 DK | 98 = DON'T KNOW | 98 DON'T KNOW |



Identify caregiver

- **MICS:** modify the caregiver question on the household to:
 - not assume the mother is the primary caregiver when co-resident with child
 - identify children who do not have a consistent primary caregiver
 - allow the “no one” option regardless of age (currently allowed for 15-17)

~~HL24. Copy the line number of mother from HL14. If blank, ask:~~

Who is the primary caretaker of (*name*)?

- **DHS:** add **RECORD THE LINE NUMBER**
~~If ‘varies’ record ‘80’~~
~~If ‘No one’ for a child age 15-17, record ‘90’~~

add to roster

20. Who is the primary caretaker of (*name*)?


RECORD THE LINE NUMBER

If ‘varies’ record ‘80’

If ‘No one’ record ‘90’




Recent household transitions



- One of the reasons household structure is so closely linked to children's outcomes is that it reflects family transitions
- But not everything that is pertinent about transitions is reflected in current status data, particularly transitions in household composition that do not result from parental union transitions.
- New research using the United States Panel Study of Income Dynamics argues that household structure transitions that do not involve a child's parents, e.g., an uncle or a boarder moving in or out, are relevant for children's outcomes


+ Why transitions matter



- Negative
 - Can disrupt care arrangements
 - Simply adjusting to new household dynamics/roles can consume time and energy
 - Departures may disrupt social networks/affect social capital
- Positive
 - Fluid household dynamics can be part of resiliency
 - Caregivers may move in



Measuring transitions in LMICs



- HIC literature indicates transitions among groups that commonly experience them may be less consequential, but contextual effects need to be investigated across LMICs
- Goal: identify contexts in which household transitions correlate with risk
- Further, measurement of **caregiving transitions** should be considered as a priority for future data collection (whether or not they include household transitions)

+ Mother's most recent union transition

| | | |
|---|--|--------------------------------------|
| MA6. In what month and year did you start living with your <u>first</u> (husband/partner)? | DATE OF FIRST UNION MONTH.....__ __ DK MONTH.....98 | |
| MA7. What is your marital status now: are you widowed, divorced or separated? | WIDOWED1 DIVORCED2 SEPARATED3 | |
| MA8. Have you been married or lived with someone only once or more than once? | ONLY ONCE1 MORE THAN ONCE.....2 | 1 ⇨ <i>MA11</i> 2 ⇨ <i>MA8B</i> |
| MA9. What is the main reason you have been married/living together more than once? | HUSBAND/PARTNER DEAD1 UNFAITHFUL2 DOMESTIC VIOLENCE.....3 HUSBAND UNABLE TO FULFILL MATERIAL NEEDS4 HUSBAND UNABLE TO FULFILL BIOLOGICAL NEEDS5 FREQUENT QUARRELS6 LONG SEPARATION7 NO CHILDREN8 OTHER.....9 | |
| MA10. In what month and year did you start living with your current (husband/partner)? MA8B. In what month and year did you start living with your <u>first</u> (husband/partner)? | START DATE OF CURRENT UNION MONTH.....__ __ DK MONTH.....98 YEAR__ __ __ __ DK YEAR.....9998 | |
| MA11. Check <i>MA6/MA10</i> : Is 'DK YEAR' recorded? | YES, <i>MA6/MA10</i> =99981 NO, <i>MA6/MA10</i> ≠99982 | 2 ⇨ <i>End</i> |
| MA10. Check <i>MA7</i> : In union only once? | YES, <i>MA8</i> =11 NO, <i>MA8</i> =2.....2 | 1 ⇨ <i>MA11A</i> 2 ⇨ <i>MA11B</i> |



Transitions: Recent Additions and floating members (Shown for DHS)






| LINE NUMBER | USUAL RESIDENTS AND VISITORS | RELATIONSHIP TO HEAD OF HH | SEX | RESIDENCE | | | | |
|-------------|--|--|---------------------------|--------------------------------|----------------------------------|--|--|---|
| 1 | 2 | 3 | 4 | 5 | 6 | 7 | 8 | 9 |
| | Please give me the names of the persons who usually live in your household and guests of the household who stayed here last night, starting with the head of the household (PROBE WITH QUESTIONS 2A-2C) | What is the relationship of (name) to the head of the household? | Is (name) male or female? | Does (name) usually live here? | Did (name) stay here last night? | Did (name) live in this household a year ago? 1 YES 2 NO | Why did (name) come to live here? 1 BIRTH 2 TO HELP THE FAMILY 3 NEEDED PLACE TO STAY 4 HE/SHE NEEDED HELP 5 ILLNESS 6 MARRIED MEMBER OF HH 7 OTHER 9 DON'T KNOW | Is (name) a member of any other household? 1 YES 2 NO |
| LINE | NAME | RELATION* | M F | Y N | Y N | | | |
| 01 | | 0 1 | 1 2 | 1 2 | 1 2 | | | |



Transitions: Recent Subtractions



| | | | | | |
|---|---|--|---|--|---------|
| IS THERE ANYONE ELSE THAT LIVED HERE DURING THE LAST 12 MONTHS, BUT NO LONGER LIVES HERE NOW? | | | | YES 1 | NO 2 |
| | CAN YOU TELL ME THE NAME OF THESE PERSONS PLEASE? | WHY DOES (NAME) NO LONGER LIVE HERE? 1 LEFT TO FIND WORK 2 TO ATTEND SCHOOL 3 GOT MARRIED /NEW HH 4 DIED ♡ <i>skip next question</i> 5 OTHER 8 DON'T KNOW | HOW OLD IS (NAME) OR HOW OLD WAS (NAME) AT THE TIME OF DEATH? | DOES THE HOUSEHOLD SEND MONEY TO (NAME) OR RECEIVE MONEY FROM (NAME) ? 1 SENDS 2 RECEIVES 3 BOTH 4 NEITHER 8 DON'T KNOW | |
| 01 | | | | | |
| 02 | | | | | |
| 03 | | | | | |
| 04 | | | | | |
| 05 | | | | | |
| IS THERE ANYONE NOT LISTED HERE THAT SENDS MONEY TO OR RECEIVES MONEY FROM THIS HOUSEHOLD? | | | | 1 SENDS 2 RECEIVES 3 BOTH 4 NEITHER 8 DON'T KNOW | |



**Addressing factors
associated with
quality of care**

(Part 1)



Proposed Changes to Factors associated with Quality of Care—caregiver/child level

- Health/Disability of parents/caregiver
- Mental health of parents/caregiver
- Caregiving behavior
- Emotional connection between child and parent/caregiver
- Child's emotional health
- Others—Substance abuse, domestic violence, child maltreatment



+ Health/Disability of Parent/Caregiver

- These need little discussion related to caregiving.
- Besides direct limitations in caregiving, disability indirectly affects parental caregiving capacity—access to jobs and resources, lower health quality, increased risk of poverty.
- Women, poor, ethnic minorities at greater risk of violence, discrimination and marginalization.
- Chronic illness and disability of caregiver are strongly correlated with separation



Proposed Changes

Health & Disability of caregiver


MICS HH (11,12) and DHS (11,12)



| | |
|---|--|
| HL11. Does (<i>name</i>) have a permanent health problem that stops them performing normal daily activities? | HL12. Has (<i>name</i>) been very sick for more than 3 months in the last year? |
| 1 YES 2 NO | 1 YES 2 NO |
| Y N | Y N |
| 1 2 | 1 2 |



Health and disability of caregiver, cont'd



- Due to length of proposed 'other health' questions, **please see MICS6.WM.31**. This is a slightly expanded version of MICS6 'Adult Functioning' section (AF1-12, see MICS6.WM.36).
- DHS7 disability module is meant to collect information on children 5 or older and adults, and covers similar categories as MICS6 Adult Functioning.
- The additional items in our proposed list include care-related questions about picking up and carrying children, occupational impairment due to disability, stigma, community resources, and impact on relationships.
- We propose a thorough discussion for potential inclusion of items currently missing in both MICS and DHS.



Mental Health of Parent/Caregiver



- By 2030, unipolar depressive disorders are projected to be the single largest cause of global disease burden.
- Common mental disorders (CMDs) are more prevalent in LMICs, especially in women.
- CMDs include depression, anxiety, and PTSD
- Mothers of young children, women with little control in family life, parents raising children with disabilities especially vulnerable.
- CMDs associated with wide variety of negative child outcomes—physical development, insecure attachment due to lack of consistent warm care, mental and behavioral problems
- No research found on mental health and parent/child separation
- Despite the critical importance of caregiver mental health, there is currently no coverage in MICS or DHS.



Proposed Changes re Caregiver Mental Health

- SRQ-20 designed by WHO specifically for use in LMICs
 - Yes/No format makes administration quick and easy
 - Validated for use in screening for perinatal depression
- Also recommend at least one suicidality indicator (SDG 3.4.2)
- And trauma indicators—Harvard Trauma Questionnaire possible
- Due to length of proposed questions, please see [MICS.WM.48-49](#) and [MICS.ME.23-24](#). Note MH02 is related to suicidality, and MH03 is placeholder for trauma items.



+ Caregiving Behavior

- Evidence points out some of the most essential caring behaviors to be:
 - Parental Warmth and Attention
 - Family meals
 - Psychosocial stimulation (activities and materials)





Proposed Changes for Measuring Caring Behavior

MICS 5-17 Questionnaire, FS12

| PARENTAL INVOLVEMENT | |
|---|--|
| Children seem to demand attention when their parents are busy, doing housework, for example. How do you usually respond to your child's demands for attention while you are working? | POSITIVELY (any response that involves meeting the child's need) 1 NEGATIVELY (any punitive or dismissive response) 2 NO RESPONSE (ignoring) 3 |
| Country-specific question regarding expressions of parental warmth | Country-specific responses |
| During the past seven days, how many times did all, or most, of your family living in your house eat a meal together? | _____ (#) |
| In the past 3 days, did you or any of {name's} other caregivers engage in any of the following activities with {name}: If yes, ask: Who engaged in this activity with {name}? | |
| a) Discussing a topic that {name} cares about | Mother Father Other No one |
| b) Sport or physical activity | a) M N O P |
| c) Teaching {name} a skill | b) M N O P |
| d) Go to the market or store, or visiting outside the home | c) M N O P |
| e) Do household chores with, like cooking, cleaning, caring for animals | d) M N O P |
| f) Teach about spiritual or religious practices | e) M N O P |
| g) Country-specific activity | f) M N O P |
| | g) M N O P |



Proposed Changes for Measuring Caring Behavior MICS Children Under Five Questionnaire, UF 5.

| EARLY CHILDHOOD DEVELOPMENT | |
|--|--|
| CHILDREN SEEM TO DEMAND ATTENTION WHEN THEIR PARENTS ARE BUSY, DOING HOUSEWORK, FOR EXAMPLE. HOW DO YOU USUALLY RESPOND TO YOUR CHILD'S DEMANDS FOR ATTENTION WHILE YOU ARE WORKING? | POSITIVELY (any response that involves meeting the child's need) 1 NEGATIVELY (any punitive or dismissive response) 2 NO RESPONSE (ignoring) 3 |
| COUNTRY-SPECIFIC QUESTION REGARDING EXPRESSIONS OF PARENTAL WARMTH | Country-specific responses |
| DURING THE PAST SEVEN DAYS, HOW MANY TIMES DID ALL, OR MOST, OF YOUR FAMILY LIVING IN YOUR HOUSE EAT A MEAL TOGETHER? | _____ (#) |



Emotional connection between child and caregiver



- Importance of Attachment is well known.
- Secure attachment associated with many child wellbeing variables—health, cognitive skills, peer competence, social skills, etc.
- Problem: Established method of measuring attachment requires observation in multiple settings, so difficult to measure through a questionnaire.
- Reconceptualized as ‘connection’ and propose to add two questions often used in child development literature.



Proposed Changes for Measuring Emotional closeness between child and caregiver

MICS6.UF 7 (between EC14 and EC15), and MICS6.FS.10



| | | |
|---|-----|---|
| DOES (NAME) SEEM CONSISTENTLY HAPPY OR GLAD WHEN THEY SEE THEIR PARENT OR CAREGIVER WHEN AFTER HAVE BEEN APART FOR A WHILE? | YES | 1 |
| | NO | 2 |
| | DK | 8 |
| DOES (NAME) CONSISTENTLY REACH OUT TO TOUCH OR LEAN INTO A PARENT OR CAREGIVER WHEN HE/SHE IS SAD OR NEEDS COMFORT? | YES | 1 |
| | NO | 2 |
| | DK | 8 |



Measuring children's emotional health

- Currently there is an anxiety measure and an 'internalizing' measure (FCF25, MICS6.FS.10; UF10) as shown:

FCF25. The next questions have different options for answers. I am going to read these to you after each question.

I would like to know how often (name) seems very anxious, nervous or worried.

Would you say: daily, weekly, monthly, a few times a year or never?

DAILY 1
WEEKLY 2
MONTHLY 3
A FEW TIMES A YEAR 4
NEVER 5

FCF26. I would also like to know how often (name) seems very sad or depressed.

Would you say: daily, weekly, monthly, a few times a year or never?

DAILY 1
WEEKLY 2
MONTHLY 3
A FEW TIMES A YEAR 4
NEVER 5



Proposed change to measure children's emotional health:

- Propose to add an 'externalizing' measure (to (FCF25, MICS6.FS.10; UF10)):

COMPARED WITH CHILDREN OF THE SAME AGE, DOES
(NAME) ENGAGE IN FIGHTING, YELLING OR HURTING
OTHERS?

WOULD YOU SAY (name) DOES IT NOT AT ALL, A LITTLE
MORE, ABOUT THE SAME OR A LOT MORE THAN OTHER
CHILDREN?

Not at all-----1

A little more-----2

About the same-----3

Much more-----4

+ Domestic Violence

- It is both a global health problem and a child protection issue. Comes in physical, sexual, economic, emotional forms; one form likely to combine with another.
- Approximately a third of women age 15 and older experience IPV, and 275 million children are exposed to it.
- Impact on survivors (mostly women) shown to affect physical and emotional health, including decreased ability to provide nurturance and protection; increased chance of separation.
- Associated with negative outcomes in children.
 - Higher risk of poor physical/mental health, poor academic performance, increased chance of harsh discipline ('double whammy'), greater likelihood of engaging in abuse as perpetrator and/or victim in adulthood.




Proposed Changes—Domestic Violence (add to DHS Domestic Violence Module)

| | | |
|-------|---|---|
| DV08 | Did the following ever happen as a result of what your (last) (husband/partner) did to you: a) You had cuts, bruises, or aches? b) You had eye injuries, sprains, dislocations, or burns? c) You had deep wounds, broken bones, broken teeth, or any other serious injury? d) You left your home to a safer place? e) If you said Yes to question above, did you take the children with you? | a. YES-----1 NO-----2 b. YES-----1 NO-----2 c. YES-----1 NO-----2 d. YES-----1 NO-----2 e. YES-----1 (____ many children, for ____ weeks/months/years) NO-----2 |
| DV 09 | If you have experienced any of the things we talked about, when your husband/partner hurt you, did any of your children see or hear what was going on? | YES-----1 (if yes, how often in the last 12 months?) ____ times NO-----2 |
| DV10 | If you ever feel that you are not safe at home, do you have a place you can go to, that will be safe for you and your children? | YES-----1 __ Relative's house? __ Community shelter/safe house? __ Church? __ Health Clinic? __ Other? NO-----2 |



Substance Abuse



- 237 million men, 46 million women have 'alcohol use disorders', 13.5% of all substance-related deaths globally are of men and women 20-39 years old (parenting age).
- SDG 3.5 targets substance abuse (narcotics & alcohol)
- Abundant research shows link between parental substance abuse and child wellbeing.
 - Fetal Alcohol Spectrum Disorder
 - Academic, conduct problems, criminality
 - Child abuse and neglect
 - Emotional and relationship problems

+ Proposed changes for measuring substance abuse

MICS6.WM.46-47 and MICS6.ME.20-21.

| | | | |
|---|---|--|--|
| Do you ever get angry or upset after you drink alcohol? | YES NO | | |
| Have you ever yelled at, or hurt your spouse/partner when you have been under the influence of alcohol? | YES: _____ TIMES DURING THE PAST SIX MONTHS NO | | |
| Have you ever yelled at, or hurt a child in the home when you have been under the influence of drugs or alcohol? | YES ____TIMES IN LAST SIX MONTHS NO | | |
| Have you ever taken narcotic drugs that were not exactly following the instruction given to you by a doctor or nurse? [explanation of each type of drug with street name examples] | YES ____TOTALTIMES IN LAST 6 MONTHS TYPE OF DRUG: ____CANNABIS (__ TIMES) ____COCAINE (__ TIMES) ____STIMULANTS (__ TIMES) ____TRANQUILLIZERS (__ TIMES) NO | | |
| WITHOUT MENTIONING NAMES WHERE DO YOU GET NARCOTIC DRUGS OTHER THAN FROM A DOCTOR, NURSE, OR HEALTH CENTER? | ___FRIENDS ___DEALERS ___INTERNET ___OTHER _____ | | |
| Do you ever get angry or upset after you ingest drugs? | YES ____TIMES IN LAST SIX MONTHS NO | | |
| HAVE YOU EVER YELLED AT, OR HURT YOUR SPOUSE/PARTNER WHEN YOU HAVE BEEN UNDER THE INFLUENCE OF DRUGS? | YES ____TIMES IN LAST SIX MONTHS NO | | |
| HAVE YOU EVER YELLED AT, OR HURT A CHILD IN THE HOME WHEN YOU HAVE BEEN UNDER THE INFLUENCE OF DRUGS? | YES ____TIMES IN LAST SIX MONTHS NO | | |
| HAVE YOU EVER MISSED WORK DUE TO THE USE OF TOBACCO, ALCOHOL OR DRUGS? | YES ____TIMES IN LAST SIX MONTHS NO | | |
| HAVE YOU EVER TRIED TO STOP SMOKING, DRINKING, OR DOING DRUGS? | YES: SMOKING, DRINKING, DRUGS NO | | |
| IF YOU DID TRY TO QUIT SMOKING, DRINKING OR DOING DRUGS, WHAT METHOD DID YOU USE? | STOPPING SUDDENLY ON YOUR OWN STOPPING GRADUALLY ON YOUR OWN WITH THE HELP OF A PROGRAM | | |
| IF YOU WOULD LIKE TO QUIT, IS THERE A GOOD PROGRAM IN THE COMMUNITY THAT YOU CAN GET HELP FROM? | YES NO DON'T KNOW | | |


+ Child Maltreatment

- Current data collected with the Child Discipline module asking if any adult used certain methods in the past month, with Yes/No responses.
- Studies show that self-report methods indicate much higher rates of child maltreatment than studies using informants (who may have self-interest).
- Child participation is also a consideration; HOWEVER,
- There are important considerations in children's participation in conducting such a questionnaire:
 - Caregiver consent
 - Safety of participation
 - Potential for trauma
 - Extensive Field testing, etc.








Potential considerations for measuring child maltreatment




- We recommend that Child Discipline Module not exclude children 15-17 as it does now. (SDG 16.2 specifies all children under 18)
- A new questionnaire to be incorporated into the existing module, or administered directly with children 8-17 is offered for future consideration in part or whole.
- Many questions are from the national study on violence against children in Georgia which is very comprehensive (UNICEF, 2013)
- Due to length of suggested questionnaire, please refer to **Proposed New Questionnaire for Children 8-17.**



**Addressing factors
associated with quality
of care (Part 2)**



Family Precarity at Structural and Household Levels



At Structural Level

- Social support
- Food insecurity
- Ability to borrow

At Household Level

- Activities engaged in by household members
 - Division of labor/responsibilities
- Contribution by non-resident partners

+ Why social support?

- Household capacity to provide care is greatly impacted by their ability to access goods and services within their extended family and community.
- In fact, the difference in accessing education or preventing parent/child separation may be a small cash transfer, school fee waiver, or access to quality childcare.
- Quality childcare is closely linked with household socioeconomics, women's decision making, and school enrollment
- Children from vulnerable households are often separated from parents due to lack of food, health care, disability assistance, counseling with personal or relationship issues, and resources in dealing with children's conduct problems.
- Both the **sources** and **types** of support should be measured at household level.



Proposed Changes: Source of Support

(household)



| DOES THIS HOUSEHOLD RECEIVE SUPPORT FROM: | REGULARLY | SOMETIMES | NEVER |
|---|-----------|-----------|-------|
| A) Relatives | R | S | N |
| B) Former partners | R | S | N |
| C) Hh members who have migrated for work | R | S | N |
| D) The government | R | S | N |
| E) Non-governmental organizations | R | S | N |
| F) Religious institutions | R | S | N |
| G) Community institutions | R | S | N |
| H) Neighbors | R | S | N |
| I) Country-specific | R | S | N |

access to, at little or no cost to you?



Proposed Changes: Types of Support (household)




What type of support do you have access to, at little or no cost to you?

| A) | CASH TRANSFER | REGULARLY | SOMETIMES | NEVER |
|-----|-------------------------------|-----------|-----------|-------|
| B) | SCHOOL-RELATED FEES | R | S | N |
| C) | CHILD CARE | R | S | N |
| D) | FOOD ASSISTANCE | R | S | N |
| E) | HEALTH CARE | R | S | N |
| F). | DISABILITY EQUIPMENT/THERAPY | R | S | N |
| G). | PERSONAL COUNSELING | R | S | N |
| H). | HELP WITH DOMESTIC VIOLENCE | R | S | N |
| I). | HELP WITH SUBSTANCE ABUSE | R | S | N |
| J). | HANDLING CHILDREN'S BEHAVIORS | R | S | N |



Food Insecurity



- Over one billion people lack sufficient dietary energy availability
- Basic needs items already on both surveys measure current consumption.
- Proposed Change:
 - Access to food assistance is being proposed in the social support indicator set.
 - One additional questions is proposed:

In the last 4 weeks, has anyone in this household gone a whole day without eating at least TWO proper meals?

1 Yes
2 No
8 don't know



Ability to borrow/change in ability to borrow



■ Recommendations for **Household Questionnaire**

WOULD THIS HOUSEHOLD BE ABLE TO BORROW MONEY IF NEEDED?

1 YES
2 NO
8 DON'T KNOW

HOW MANY PEOPLE CAN YOU RELY ON IN TIME OF NEED?

— —
RECORD 10 FOR
10 OR MORE;
RECORD 98 FOR
DON'T KNOW

NOW THINK BACK FOUR YEARS AGO, ARE THERE MORE, LESS OR ABOUT
THE SAME NUMBER OF PEOPLE YOU CAN RELY ON IN TIME OF NEED?

1 MORE
2 LESS
3 ABOUT THE SAME



Gauging needs/contributions (Shown for DHS HH roster)

| 11 | 12 | 13 |
|---|--|--|
| Does (<i>name</i>) have a permanent health problem that stops them performing normal daily activities? | Has (<i>name</i>) been very sick for more than 3 months in the last year? | Does (<i>name</i>) do any of the following: A Earn money regularly B Earns money sporadically C Go to school D Do household chores E Cook F Care for children in hh G Care for elderly in hh H Care for sick hh members I Care for disabled hh members |
| 1 YES 2 NO | 1 YES 2 NO | |
| | | CIRCLE ALL THAT APPLY |
| | | A B C D E F G H I |

Additional advantages to using
question 13:

- 1) measure child labor
- 2) provide an indication of **men's** involvement with children
- 3) measure the gendered division of household and market work across contexts



Non-resident partners (LAT)

- Absent spouses typically have stronger ties to households than other absent relations



DHS

| IF AGE 15 OR OLDER | |
|--|--|
| MARITAL STATUS | PARTNER'S RESIDENCE |
| 14 | 14B |
| What is (name)'s current marital status? | Where does (NAME)'s partner live? |
| 1 MARRIED OR LIVING TOGETHER | 1 THIS HOUSEHOLD <i>record line number</i> |
| 2 DIVORCED/ SEPARATED | 2 ABROAD |
| 3 WIDOWED | 3 IN ANOTHER HOUSEHOLD IN THE SAME REGION |
| 4 NOT MARRIED AND NOT LIVING TOGETHER | 4 IN ANOTHER HOUSEHOLD IN A DIFFERENT REGION |
| IF 14>1 ⚡ | 5 RECEIVING MEDICAL CARE |
| 15 | 6 IN A NON-MEDICAL INSTITUTION |
| | |
| 1 2 3 4 5 | 2 3 4 5 6 |

MICS

| | | |
|--|--|--|
| HL8. How old is (name)? | HL9. What is (name)'s current marital status? | HL9A. Where does (NAME)'s partner live? |
| <i>Record in completed years.</i> | 1 Married or living together | 1 This household <i>Record line number</i> |
| <i>If age is 95 or above, record '95'.</i> | 2 Divorced/ separated | 2 Abroad |
| <i>IF <15 ⚡ HL10</i> | 3 Widowed | 3 In another household in the same region |
| | 4 Not married and not living together | 4 In another household in a different region |
| | IF HL9>1 ⚡ HL10 | 5 Receiving medical care |
| | | 6 In a non-medical institution |
| | | |
| | 1 2 3 4 5 | 2 3 4 5 6 |