



GLOBAL STATUS REPORT ON VIOLENCE PREVENTION 2014



**World Health
Organization**



UNODC
United Nations Office on Drugs and Crime



**United Nations
Development Programme**

*Empowered lives.
Resilient nations.*

GLOBAL STATUS REPORT ON VIOLENCE PREVENTION 2014

WHO Library Cataloguing-in-Publication Data

Global status report on violence prevention 2014.

1.Violence – prevention and control. 2.Domestic Violence. 3.Interpersonal Relations. 4. I.World Health Organization.

ISBN 978 92 4 156479 3

(NLM classification: HV 6625)

© World Health Organization 2014

All rights reserved. Publications of the World Health Organization are available on the WHO website (www.who.int) or can be purchased from WHO Press, World Health Organization, 20 Avenue Appia, 1211 Geneva 27, Switzerland (tel.: +41 22 791 3264; fax: +41 22 791 4857; e-mail: bookorders@who.int).

Requests for permission to reproduce or translate WHO publications –whether for sale or for non-commercial distribution– should be addressed to WHO Press through the WHO website (www.who.int/about/licensing/copyright_form/en/index.html).

The designations employed and the presentation of the material in this publication do not imply the expression of any opinion whatsoever on the part of the World Health Organization concerning the legal status of any country, territory, city or area or of its authorities, or concerning the delimitation of its frontiers or boundaries. Dotted and dashed lines on maps represent approximate border lines for which there may not yet be full agreement.

The mention of specific companies or of certain manufacturers' products does not imply that they are endorsed or recommended by the World Health Organization in preference to others of a similar nature that are not mentioned. Errors and omissions excepted, the names of proprietary products are distinguished by initial capital letters.

All reasonable precautions have been taken by the World Health Organization to verify the information contained in this publication. However, the published material is being distributed without warranty of any kind, either expressed or implied. The responsibility for the interpretation and use of the material lies with the reader. In no event shall the World Health Organization be liable for damages arising from its use.

Printed in Luxembourg.

Cover photo by Jon Shireman and iStock.

Designed by Inis Communication.

This project has been funded by UBS Optimus Foundation.

Contents

Preface	iv
Acknowledgements	vi
Executive summary	vii
Part I – Background	1
<i>Interpersonal violence – a universal challenge</i>	2
Part II – State of the problem	7
<i>Deaths and injuries are only a fraction of the burden</i>	8
Part III – Findings	19
<i>Knowledge of the true extent of the problem is hindered by gaps in data</i>	20
<i>National action planning is underway in many countries</i>	24
<i>Countries are investing in prevention but not on a level commensurate with the scale and severity of the problem</i>	27
<i>Countries can do more to address key risk factors for violence through policy and other measures</i>	33
<i>Laws relevant to violence have been widely enacted but enforcement is inadequate</i>	38
<i>Availability of services to identify, refer, protect and support victims varies markedly</i>	40
Part IV – The way forward	45
<i>Conclusions</i>	46
<i>Recommendations: national, regional and international</i>	48
<i>References</i>	51
Part V – Explanatory notes	57
<i>Method for data collection and validation</i>	58
<i>Estimating global homicide deaths</i>	62
<i>Country profiles: explanation</i>	67
Part VI – At a glance	69
Part VII – Glossary	81
Part VIII – Country profiles	85
Part IX – Statistical annex	221

Preface



M Chan

Margaret Chan

Director-General,
World Health Organization



Helen Clark

Helen Clark

Administrator,
United Nations
Development Programme



Y Fedotov

Yury Fedotov

Executive Director,
United Nations Office
on Drugs and Crime

Violence shatters lives. Around the world almost half a million people are murdered each year. Beyond these deaths, millions more children, women and men suffer from the far-reaching consequences of violence in our homes, schools and communities. Violence often blights people's lives for decades, leading to alcohol and drug addiction, depression, suicide, school dropout, unemployment and recurrent relationship difficulties. In crisis and conflict-affected countries, violence can hamper recovery and development efforts by exacerbating societal divisions, perpetuating crime, and in some cases leading to the recurrence of war.

In addition, the costs of violence are high. Families on the brink of poverty can be ruined when a breadwinner is killed or disabled because of violence. For nations, social and economic development is eroded by the outlay on the health, criminal justice and social welfare responses to violence. As the late Nelson Mandela wrote in the World

Health Organization's 2002 *World report on violence and health*, "Many who live with violence day in and day out assume that it is an intrinsic part of the human condition. But this is not so. Violence can be prevented. Governments, communities and individuals can make a difference."

This *Global status report on violence prevention 2014* takes stock of how governments are making a difference, by assessing the measures countries are taking to prevent and respond to interpersonal violence. The report – the first of its kind – finds that considerable violence prevention activity is underway around the world. For instance, on average, each of the prevention programmes surveyed was reported to be implemented in about a third of countries; each of the services to protect and support victims surveyed was reported to be in place in just over half of countries; and some 80% of countries were found to have enacted each of the prevention laws surveyed.

But importantly the report also reveals gaps in global violence prevention that must be filled: gaps in knowledge about the extent of the problem; in the quality and reach of prevention programmes; in access to services for victims; in the enforcement of existing laws; and in mechanisms to coordinate multisectoral work.

Collaboration across sectors is a necessary starting point for filling these gaps. The health sector must expand its role in violence prevention, increase services for victims and improve the collection of data on violence. The justice and law enforcement sectors must ensure that laws which strengthen violence prevention are promulgated and rigorously applied, that laws discriminating against women are changed, that efforts to improve community policing and problem-orientated policing are intensified, and that institutions to support such efforts are strengthened. The development sector must integrate governance and rule of law more closely with violence prevention programming.

Publication of the *Global status report on violence 2014* coincides with proposals to include several violence

prevention goals in the post-2015 development agenda. These include halving violence-related deaths everywhere, ending violence against children and eliminating all forms of violence against women and girls by 2030. Whether or not these goals are eventually adopted, their prominence in the debate so far confirms the relevance of violence prevention to the challenges facing society now and in the future. Indeed, preventing violence is one of the top five priorities expressed by the five million citizens who have conveyed their views on the focus for the new development agenda through the global United Nations-led consultations.

The *Global status report on violence prevention 2014* builds on existing commitments by several United Nations agencies to support countries in their violence prevention efforts. It identifies clear gaps and opportunities and inspires us to action. Further, it provides a baseline and a set of indicators to track future violence prevention progress. Please join us in ensuring its findings are made use of and its recommendations implemented, particularly as we anticipate the adoption of the post-2015 development agenda. Together we can indeed make a difference.

Acknowledgements

The *Global status report on violence prevention 2014* benefitted from the contributions of many World Health Organization (WHO) staff and partners from other organizations.

Alexander Butchart and Christopher Mikton coordinated and wrote the report. Etienne Krug provided strategic direction. Data management and statistical analysis were conducted by Christopher Mikton and Daniel Hogan, assisted by Kacem Ilaych and Charles Upton.

Many WHO staff made invaluable contributions to the report. Margie Peden and Tami Toroyan provided guidance based on their experience in producing the *Global status report on road safety*. Data collection was facilitated by WHO representatives and staff at country level. At WHO regional level, trainings, data collection and validation were carried out by Martial Missimikim and Martin Ekeke Monono (African Region); Alessandra Guedes and Marcelo Korc (Region of the Americas); Rania Saad, Hala Sakr and Joanna Vogel (Eastern Mediterranean Region); Francesco Mitis and Dinesh Sethi (European Region); Salim Chowdhury and Chamaiparn Santikarn (South-East Asia Region); and Jonathon Passmore (Western Pacific Region). Other WHO staff who contributed to the development and production of the report include Avni Amin, Kidist Bartolomeos, Islene Araujo De Carvalho, Alexandra Fleischmann, Claudia Garcia Moreno, Berit Kieselbach, Colin Mathers, Vladimir Poznyak, Florence Rusciano, Claire Scheurer and Laura Sminkey.

Country-level data were obtained through the crucial input of:

- National Data Coordinators (see Table A1 in Part IX Statistical annex);
- all respondents and attendees of the consensus meetings in countries;
- government officials who agreed to provide the country information included in the report.

The United Nations Development Programme (UNDP) and the United Nations Office on Drugs and Crime (UNODC) were cosponsors of the report, and WHO acknowledges the invaluable inputs of Eveline de Brujin, Paul Eavis, Sara Sekkenes, Christi Sletten and Zachary Taylor (UNDP); and Enrico Bisogno, Jenna Dawson-Faber, Steven Malby and Angela Me (UNODC).

WHO also thanks the following contributors whose expertise made this report possible:

- Linda Dahlberg who provided expert advice and contributed to the final writing up and editing of the report;
- Anna Alvazzi del Frate, Mark Bellis, Vivien Carli, Peter Donnelly, Michael Feigelson, Adnan Hyder, Rolf Loeber, Robert Muggah, Bridget Penhale, Irvin Waller, Elizabeth Ward, Charlotte Watts and Anthony Zwi who provided expert advice on the survey design;
- Anna Alvazzi del Frate, Avni Amin, Mark Bellis, Vivien Carli, Peter Donnelly, Claudia Garcia Moreno, Jenny Gray, Karen Hughes, James Mercy, Michele Moloney-Kitts, Christina Pallitto, Bridget Penhale, Marta Santos Pais, AK Shiva Kumar, Joan van Niekerk, Catherine Ward and Alys Willman who provided peer review comments;
- Angela Burton who edited and proofread the report;
- Alexandra Lysova who reviewed the literature and assisted with content analysis;
- Graphic designers at Inis Communication who produced the design and layout.

Finally, WHO wishes to thank the UBS Optimus Foundation for its generous financial support for the development and publication of this report, as well as the Government of Belgium, the Bernard van Leer Foundation, UNDP and the United States Centers for Disease Control and Prevention who also provided financial support.

Executive summary

This report focuses on interpersonal violence, which is violence that occurs between family members, intimate partners, friends, acquaintances and strangers, and includes child maltreatment, youth violence, intimate partner violence, sexual violence and elder abuse. Interpersonal violence is a risk factor for lifelong health and social problems. It is both predictable and preventable, and responsibility for addressing it rests clearly with national governments.

Aims of the report

The *Global status report on violence prevention 2014* represents the progress countries have made in implementing the recommendations of the 2002 *World report on violence and health*. The specific aims of the report are to:

- describe the state of the problem of interpersonal violence worldwide and the extent to which countries are collecting data on fatal and non-fatal violence to inform planning and action;
- assess the current status of programme, policy and legislative measures to prevent violence;
- evaluate the availability of health care, social and legal services for victims of violence;
- identify gaps in tackling the problem of interpersonal violence and stimulate national action to address them.

By giving an assessment of violence prevention efforts globally and a snapshot of these efforts by country, the report provides a starting point for tracking future progress and offers a benchmark that countries can use to assess their own progress.

Method

Data for this report were systematically gathered from each country in a four-step process which was led by a government-appointed National Data Coordinator. First, within each country a self-administered questionnaire was completed by respondents from ministries of health, justice, education, gender and women, law enforcement and police, children, social development and the interior, and, where relevant, nongovernmental organizations. Second, these respondents held a consensus meeting and agreed on the

data best representing their country. Third, WHO regional and global violence prevention technical staff validated the final data submitted for each country by checking them against independent databases and other sources. Finally, permission to include the final data in the status report was obtained from country government officials.

Coverage

This report highlights data from 133 countries, covering 6.1 billion people and representing 88% of the world's population. Response rates by region varied, covering 63% of the population in the Eastern Mediterranean Region, 70% in the African Region, 83% in the European Region, 88% in the Region of the Americas and 97% in both the South-East Asia and Western Pacific Regions.

Violence affects the lives of millions, with long-lasting consequences

There were an estimated 475 000 deaths in 2012 as a result of homicide. Sixty percent of these were males aged 15–44 years, making homicide the third leading cause of death for males in this age group. Within low- and middle-income countries, the highest estimated rates of homicide occur in the Region of the Americas, with 28.5 homicides per 100 000 population, followed by the African Region with a rate of 10.9 homicides per 100 000 population. The lowest estimated rate of homicide is in the low- and middle-income countries of the Western Pacific Region, with 2.1 per 100 000 population. Over the period 2000–2012, homicide rates are estimated to have declined by just over 16% globally (from 8.0 to 6.7 per 100 000 population), and, in high-income countries, by 39% (from 6.2 to 3.8 per 100 000 population). By contrast, homicide rates in low- and middle-income countries have shown less decline over the same period. For both upper and lower middle-income countries the decline was 13%, and for low-income countries it was 10%. Nevertheless, deaths are only a fraction of the health and social burden arising from violence.

Women, children and elderly people bear the brunt of non-fatal physical, sexual and psychological abuse:

- A quarter of all adults report having been physically abused as children.
- One in five women reports having been sexually abused as a child.
- One in three women has been a victim of physical or sexual violence by an intimate partner at some point in her lifetime.
- One in 17 older adults reported abuse in the past month.

Such violence contributes to lifelong ill health – particularly for women and children – and early death. Many leading causes of death such as heart disease, stroke, cancer and HIV/AIDS are the result of victims of violence adopting behaviours such as smoking, alcohol and drug misuse, and unsafe sex in an effort to cope with the psychological impact of violence. Violence also places a heavy strain on health and criminal justice systems, social and welfare services and the economic fabric of communities.

Key data on violence are often lacking

Despite the magnitude of deaths resulting from violence and the massive scale on which the non-fatal consequences of violence affect women, children and elderly people, there are important gaps in data that undermine violence prevention efforts. Fully 60% of countries do not have usable data on homicide from civil or vital registration sources. For many of the countries where these data do exist, they often lack specificity, such as the sex and age of the victim, the relationship of victim to perpetrator, and the mechanism of homicide – all of which are needed to design and monitor prevention efforts. Most instances of violence against women, children and elderly people do not come to the attention of authorities or service providers, making population-based surveys a critical source of information to document the nature and extent of these problems. More than half of countries surveyed reported gathering data on intimate partner and sexual violence; however, less than half of countries reported conducting population-based surveys on other types of violence such as child maltreatment, youth violence and elder abuse.

National action planning is underway in most countries, but is not always informed by data

The different types of violence share many underlying risk factors and important inter-relationships. For example,

economic inequality, alcohol misuse and inadequate parenting all increase the likelihood of child maltreatment, youth violence and intimate partner and sexual violence against women. Children who suffer rejection, neglect, harsh physical punishment and sexual abuse – or witness violence at home or in the community – are at greater risk of engaging in aggressive and antisocial behaviour at later stages in their development, including violent behaviour as adults. Only about half of countries reported having integrated plans that address multiple types of violence. This suggests that planning may be driven more by efforts to address specific types of violence than the need to create synergies across types of violence.

The survey found that national action plans were often present when national survey data were not, suggesting that much planning and policy-making is done in the absence of data. While for some countries this may reflect a lag between calls for data collection and actual data collection improvements, future work should prioritize filling this gap by ensuring that national plans of action are firmly anchored in data on the scale and causes of the different types of violence.

Countries are beginning to invest in prevention, but not on a scale that matches the burden

A growing number of scientific studies demonstrate that violence is preventable. Based on systematic reviews of the scientific evidence for prevention, WHO and its partners have identified seven “best buy” strategies – six focusing on preventing violence and one focusing on response efforts. These strategies can potentially reduce multiple types of violence and help decrease the likelihood of individuals perpetrating violence or becoming a victim. The strategies are:

1. developing safe, stable and nurturing relationships between children and their parents and caregivers;
2. developing life skills in children and adolescents;
3. reducing the availability and harmful use of alcohol;
4. reducing access to guns and knives;
5. promoting gender equality to prevent violence against women;
6. changing cultural and social norms that support violence;
7. victim identification, care and support programmes.

The survey found that while countries are investing in prevention programmes representative of these strategies, it is not on a level commensurate with the scale and severity of the problem. Across the 18 types of programme asked about in the survey, about a third of countries are implementing them on a larger scale (i.e. across many schools or communities or with a reach to over 30% of the intended target population). Social and cultural norm-change strategies were the most common approach reported to address violence against women, while life skills training and bullying prevention were the most common strategies reported to address youth violence. Countries also reported implementing strategies such as home visits and other parenting education approaches designed to improve parent-child relationships and prevent child maltreatment and the developmental pathways that lead to later violent behaviour. Implementation of strategies to prevent elder abuse was limited at best. Less than a third of the countries surveyed (26%) reported implementing campaigns aimed at educating professionals to recognize the signs and symptoms of elder abuse and improve their problem-solving and case management skills on a larger scale, and only 23% reported implementing public information campaigns on elder abuse.

More can be done to address key risk factors for violence through policy and other measures

Violence of all types is strongly associated with social determinants such as weak governance; poor rule of law; cultural, social and gender norms; unemployment; income and gender inequality; rapid social change; and limited educational opportunities. Cross-cutting risk factors such as ease of access to firearms and other weapons and excessive alcohol use are also strongly associated with multiple types of violence. Together these factors create a social climate conducive to violence, and in the absence of efforts to address them, sustained violence prevention gains are difficult to achieve. Any comprehensive violence prevention

strategy must therefore identify ways to mitigate or buffer against these risks.

However, few countries are implementing social and educational policy measures to do so. For example, only 40% of countries surveyed report national policies providing incentives for youth at risk of violence to complete secondary schooling. Meanwhile, national level housing policies to reduce the concentration of poverty in urban areas (and explicitly aimed at reducing violence) were reported by just 24% of countries. More countries say they are tackling the harmful use of alcohol, although patterns of risky drinking behaviour remain very high in several countries. Nearly all countries report measures to regulate access to firearms, although the laws themselves and the populations covered vary widely.

Violence prevention laws are widely enacted, but enforcement is often inadequate

The enactment and enforcement of legislation on crime and violence are critical for establishing norms of acceptable and unacceptable behaviour, and creating safe and peaceful societies. On average, the laws surveyed were reported to exist by 80% of countries but to be fully enforced by just 57%. The biggest gaps between the existence and enforcement of laws related to bans on corporal punishment (reported to exist in 76% of countries but with only 30% of countries indicating full enforcement); and to domestic/family violence legislation (reported to exist in 87% of countries but with only 44% of countries indicating full enforcement). Focusing on better enforcement of existing laws is likely to lead to significant violence prevention gains. This should include strengthening institutional mechanisms and resources and increasing the human capacity needed to ensure enacted legislation protects people from violence, holds perpetrators to account and creates safe environments for all citizens.

Availability of services to identify, refer, protect and support victims varies markedly

Providing high-quality care and support services to victims of violence is important for reducing trauma, helping victims heal and preventing repeat victimization and perpetration. However, despite strong evidence linking experiences of violence to mental health problems, less than half of countries reported the availability of mental health services to address the needs of victims, ranging from two-thirds of countries in the Region of the Americas and the European Region, to only 15% in the African Region. Globally, child protection services were the most widely reported of all services (69% of all countries), followed by medico-legal services for victims of sexual violence. However, the quality of these services and their accessibility to victims were not ascertained, and these relatively high levels of reported availability may conceal low-quality services. Of all services included in the survey, adult protective services were the least reported. Only a third of surveyed countries indicated having adult protective services in place to investigate potential cases of elder abuse, and assist vulnerable older adults.

Victim support services often extend beyond medical and other care. Legal representation in criminal courts and receiving compensation from the state are important for all types of interpersonal violence. While the majority of countries (86%) report laws providing victims with legal representation and participation in criminal courts, only 52% indicate having victim compensation legislation. Both the existence of such laws and the extent to which they are enforced vary by country income level, with existence and enforcement appearing to be much greater in high-income countries than elsewhere.

Recommendations

The findings of the *Global status report on violence prevention 2014* are relevant to national, regional and global violence prevention efforts. Across these levels they offer an opportunity for all violence prevention stakeholders to come together and step up their activities and investments to match the burden and severity of the problem.

At a national level, the report's key recommendations are to:

- strengthen data collection to reveal the true extent of the problem;

- develop comprehensive and data-driven national action plans;
- integrate violence prevention into other health platforms;
- strengthen mechanisms for leadership and coordination;
- ensure prevention programmes are comprehensive, integrated and informed by evidence;
- ensure that services for victims are comprehensive and informed by evidence;
- strengthen support for outcome evaluation studies;
- enforce existing laws and review their quality;
- implement and enact policies and laws relevant to multiple types of violence;
- build capacity for violence prevention.

At regional and global levels, the report's key recommendations are to:

- strengthen the global violence prevention agenda;
- strengthen support for comprehensive and integrated violence prevention programming;
- strengthen efforts of regional and subregional organizations to work with national offices to coordinate data collection and disseminate data gathered;
- increase collaboration between international organizations and donor agencies;
- set baselines and targets, and track progress.

A growing body of research shows that much interpersonal violence can be effectively prevented and its far-reaching consequences mitigated. The *Global status report on violence prevention 2014* shows that many countries have begun to implement prevention programmes and victim services, and to develop the national action plans, policies and laws required to support violence prevention and response efforts. At the international level, high-level resolutions that commit Member States to tackling interpersonal violence within their countries and through the establishment of networks and partnerships have been adopted.

Yet, this survey shows that serious gaps remain and that much work is still required to realize the full potential of the growing violence prevention field. No country can rest on its laurels and assume it has successfully addressed interpersonal violence. The international community must continue to recognize interpersonal violence as an important health, criminal justice, development and gender issue, and step up its support for prevention.

Part I – Background



INTERPERSONAL VIOLENCE – A UNIVERSAL CHALLENGE

Interpersonal violence and its consequences

More than 1.3 million people worldwide die each year as a result of violence in all its forms (self-directed, interpersonal and collective), accounting for 2.5% of global mortality. For people aged 15–44 years, violence is the fourth leading cause of death worldwide (1). In addition, tens of thousands of people around the world are victims of non-fatal violence every day. These include victims of assault who sustain physical injuries requiring treatment in emergency departments and those who suffer other physical, sexual and psychological abuse, but may not bring it to the attention of health or other authorities. This report focuses on interpersonal violence, which is violence that occurs between family members, intimate partners, friends, acquaintances and strangers, and includes child maltreatment, youth violence (including that associated with gangs), violence against women (for example, intimate partner violence and sexual violence) and elder abuse (2). It is distinct from self-directed violence and collective violence, which are not covered in this report.¹ Self-directed violence is that which people inflict upon themselves, such as suicidal behaviour and self-mutilation (2). Collective violence refers to instrumental violence inflicted by larger groups such as nation states, militia groups and terrorist organizations in order to achieve political, economic or social objectives (2).

Violence is “the intentional use of physical force or power, threatened or actual, against oneself, or against a group or community that either results in or has a high likelihood of resulting in injury, death, psychological harm, maldevelopment or deprivation.”

Source: WHO global consultation on violence and health, 1996 (4).

¹ WHO published *Preventing suicide: a global imperative* (3) in 2014 (http://www.who.int/mental_health/suicide-prevention/world_report_2014/en/, accessed 14 October 2014).

Since 2000, about 6 million people globally have been killed in acts of interpersonal violence, making homicide a more frequent cause of death than all wars combined during this period. Non-fatal interpersonal violence is more common than homicide and has serious and lifelong health and social consequences.

Beyond physical injuries, the health effects of violence include disabilities, depression, reproductive and physical health problems, smoking, high-risk sexual behaviours and alcohol and drug misuse – behaviours that link experiences of violence to heart disease, stroke, cancer, HIV/AIDS and a host of other chronic and infectious diseases and early death. Violence places a heavy strain on health and criminal justice systems, and social and welfare services. Violence also erodes the economic fabric of communities as local economies are impacted by workforce absenteeism, lost productivity, loss of human capital, and face disincentives for investment and economic development.

Calls to action

Violence has long been recognized as a problem for the criminal justice and defence sectors and has been taken up in various United Nations (UN) resolutions dating back to 1986 (see Box 1). It was put on the international health agenda when the World Health Assembly, at its meeting in Geneva in 1996, adopted a resolution declaring violence a leading worldwide public health problem (WHA49.25). The World Health Assembly called upon Member States to give urgent consideration to the problem of violence and requested the Director-General of the World Health Organization (WHO) to develop a science-based approach to understanding and preventing violence.

WHO responded to the resolution in part with the *World report on violence and health* – the first comprehensive review of violence as a global public health problem (2). The report covered a broad spectrum of violence, from highly visible forms such as youth violence and collective violence, to more hidden forms that occur against women, children and elderly people, as well as self-directed violence. For each, the report described what was known about the magnitude and impact of the problem, the factors

that increase or protect against the risk of violence, the different intervention and policy responses that have been tried and what is known about their effectiveness. It also made recommendations for action at local, national and international levels. In short, the report recommended that governments:

1. create, implement and monitor a national action plan for violence prevention;
2. enhance capacity for collecting data on violence;
3. define priorities for, and support research on, the causes, consequences, costs and prevention of violence;
4. promote primary prevention responses;
5. strengthen responses for victims of violence;
6. integrate violence prevention into social and educational policies, and thereby promote gender and social equality;
7. increase collaboration and exchange of information on violence prevention;
8. promote and monitor adherence to international treaties, laws and other mechanisms to protect human rights;
9. seek practical, internationally agreed responses to the global drugs trade and the global arms trade.

Box 1: Examples of United Nations actions on interpersonal violence

While crime prevention has been on the agenda of international organizations since 1872, when the First International Congress on the Prevention and Repression of Crime was held in London, interest in preventing interpersonal violence increased around 30 years ago. In 1986 the UN Educational, Scientific and Cultural Organization (UNESCO) asserted in the *Seville statement on violence* that violent behaviour is not genetically programmed into human nature and is therefore preventable (8), and in 1990 the United Nations Guidelines for the Prevention of Juvenile Delinquency were adopted (9). In 1997, the United Nations Office on Drugs and Crime (UNODC) was established and mandated to assist Member States in addressing the interrelated issues of drug control, crime prevention and international terrorism in the context of sustainable development and human security. In 2002, the UN Economic and Social Council adopted the *Guidelines for the prevention of crime* (10), which set out basic principles and methods for crime prevention and provide guidance for international action.

In 1989, the General Assembly of the United Nations adopted the Convention on the Rights of the Child (UNCRC) which obliges governments, “to protect the child from all forms of physical or mental violence, injury or abuse, neglect or negligent treatment, maltreatment or exploitation” (11). The Committee on the Rights of the Child, which oversees implementation of this convention, has held several thematic discussions on violence against children and called for the UN *Study on violence against children* (12, 13) which was published in 2006. This report has been followed by several regional reports and by the appointment in 2009 of the UN Secretary General’s Special Representative on Violence against Children, who in 2013 developed the *Global survey on violence against children* (14).

Violence against women has also received considerable attention from UN agencies. In 1993 the UN General Assembly adopted the Declaration on the Elimination of Violence against Women (15). Since 1994 there has been a UN Special Rapporteur on Violence against Women, its causes and consequences. In 1996 the United Nations Development Fund for Women established its Trust Fund to Eliminate Violence against Women, and in 2006 the UN Secretary General’s *In-depth study on all forms of violence against women* was published. In 2010, the UN General Assembly adopted the *Updated model strategies and practical measures on the elimination of violence against women in the field of crime prevention and criminal justice* (16). On its establishment as an organization in 2010, the UN Entity for Gender Equality and the Empowerment of Women (otherwise known as UN Women) prioritized the prevention of and response to violence against women and works closely with other agencies such as UNODC, the UN Population Fund (UNFPA), UNAIDS and WHO to empower women, prevent violence against them, and mitigate its consequences.

The report became a catalyst for stimulating awareness and action. WHO regional committees for Africa, the Americas, Europe, and the Western Pacific adopted resolutions endorsing the report's recommendations and encouraged their Member States to implement them. Heads of state in the African Union and the Council of Europe endorsed the report, as did international nongovernmental organizations such as International Physicians for the Prevention of Nuclear War, Médecins Sans Frontières and the World Medical Association. At a national level, uptake of the *World report on violence and health* was reflected in the convening of over 50 policy discussions on the report, and the publication of 25 national reports on violence and health that were modelled on the global report.

WHO also developed the methodology for and conducted the *WHO multi-country study on women's health and domestic violence*. The report of this study (5) presented the first comparable data on the prevalence of different forms of violence against women, their consequences and risk factors, and the coping strategies that women develop in the face of intimate partner violence. In 2013, WHO

published the first *Global and regional estimates of violence against women: prevalence and health burden of intimate partner violence and non-partner sexual violence* (6), and *Clinical and policy guidelines for responding to intimate partner violence and sexual violence against women* (7). These guidelines have been widely disseminated and nearly 35 countries have participated in related capacity-building workshops.

In 2003 the World Health Assembly adopted resolution WHA56.24, which called upon Member States to appoint a focal point within their ministries of health and actively make use of the conclusions and recommendations of the *World report on violence and health*. In 2014, the World Health Assembly drew attention to the important role of health systems in addressing violence, in particular against women and girls and against children, and called upon WHO's Director-General to develop a global plan of action to strengthen the role of the health system in addressing interpersonal violence, in particular against women and girls, and against children (WHA67.15).



© WHO/Pierre Albouy.



© Scott Wallace/The World Bank.

Aims of this report

The *Global status report on violence prevention 2014* represents the progress countries have made in implementing the recommendations of the *World report on violence and health (2)*. The specific aims of the report are to:

- describe the current state of the problem around the world and the extent to which countries are collecting data on fatal and non-fatal violence to inform planning and action;
- assess the current status of programmatic, policy and legislative measures to prevent violence;
- evaluate the status of health, social and legal services for victims of violence;
- identify gaps and stimulate national action to address them.

By providing an assessment of violence prevention efforts at the global level and a snapshot of the state of violence prevention efforts in each country, the report is a starting point to track future progress and offers a benchmark that countries can use to assess their own progress.

Method

In November 2010 WHO, in collaboration with the United Nations Development Programme (UNDP) and the United Nations Office on Drugs and Crime (UNODC), began developing the *Global status report on violence prevention 2014*. The method for data collection was modelled on that used in WHO's first *Global status report on road safety (17)*. It involved systematically gathering data and other information from each country, led by a government-appointed National Data Coordinator. Within each country, individual respondents from ministries of health, justice, education, gender and women, law enforcement and police, children and social development, interior, and (where relevant) nongovernmental organizations, completed a self-administered questionnaire. The questionnaire focused on interpersonal violence including child maltreatment, elder abuse, intimate partner violence, sexual violence, youth violence, gang violence and armed violence,² and included questions covering the following areas:

² Armed violence is, "the use or threatened use of weapons to inflict injury, death or psychosocial harm, which undermines development" (18). It is estimated that 90% of armed violence victims die as a result of homicide or from deaths occurring during legal interventions in non-conflict countries (19).

- national plans of action for the prevention of violence overall, and by type of violence;
- agencies/departments responsible for overseeing or coordinating violence prevention activities, as well as mechanisms for collaboration and exchange of information on violence prevention;
- data on homicide from police and civil or vital registration systems;
- data on non-fatal violence from national population-based surveys;
- social and educational policies relevant to multiple types of violence (e.g. incentives for youth at high-risk of violence to complete schooling, policies to reduce poverty in specific areas);
- other policies and laws relevant to multiple types of violence (e.g. alcohol, policing strategies, firearms legislation);
- prevention policies, programmes and laws by type of violence;
- health, social and legal services for victims of violence.

A multisectoral group of national counterparts working on violence prevention was then asked to reach a consensus on the data that best represented their country. The final data submitted for each country were then validated by WHO regional and global violence prevention technical staff by checking them against independent databases and other sources. Permission to include the final data in the status report was then obtained from country government officials. More details on the method can be found in Part V, Explanatory notes (page 57).

The narrative section of this report presents an analysis of information aggregated across countries, including estimated rates of homicide based on homicide data reported by countries and from international datasets. Part VI, At a glance, provides an overview of the findings for the five main types of violence covered by the report, namely child maltreatment, youth violence, intimate partner violence, sexual violence and elder abuse. Part VIII, Country profiles, describes the main indicators reported by each participating country using a standard template. Part IX, the Statistical annex, includes country-by-country results across several indicators.

This report highlights data from 133 countries covering 6.1 billion people and representing 88% of the world's population. Response rates by region covered 63% of the population in the Eastern Mediterranean Region (16 countries), 70% in the African Region (27 countries), 83% in the European Region (41 countries), 88% in the Region of the Americas (21 countries) and 97% in both the South-East Asia (8 countries) and Western Pacific Regions (20 countries) (see Explanatory notes, Table 7, page 61).

Part II – State of the problem



DEATHS AND INJURIES ARE ONLY A FRACTION OF THE BURDEN

Violence is a major contributor to death, disease and disability, and a host of other health and social consequences worldwide. The magnitude of the problem is best represented by a pyramid. Violent deaths are the most visible outcome of violent behaviour recorded in official statistics, yet represent only the apex of the pyramid. Next are victims of violence that come to the attention of health authorities and receive some form of emergency medical, medico-legal or other care. The third, much broader layer at the base of the pyramid includes acts of violence captured in population-based surveys – acts that may never be reported to health or other authorities. These surveys are critical to documenting the prevalence and consequences of violence against women and girls, child maltreatment and elder abuse. Of course, not all victims of violence are willing to disclose their experiences of violence even in a confidential interview, and the base of the pyramid also comprises the many victims of violence who suffer in silence.

As evident from the information presented in this report on fatal and non-fatal violence, the patterns and

consequences of violence are not evenly distributed among countries, regions, or by sex and age. Whereas males are disproportionately represented among victims of violent death and physical injuries treated in emergency departments, women and girls, children and elderly people disproportionately bear the burden of the non-fatal consequences of physical, sexual and psychological abuse, and neglect, worldwide. They also suffer a host of negative health and social consequences from these acts of violence that often last a lifetime and that are not captured in official statistics.

Homicide claimed the lives of an estimated 475 000 people worldwide in 2012

In 2012 an estimated 475 000 people worldwide were victims of homicide, for an overall rate of 6.7 per 100 000 population (see Table 1 and Box 2). Rates in high-income countries from all regions were generally lower than rates in low- and middle-income countries, and there were an estimated 3.8 homicides per 100 000 in all high-income countries combined.

Table 1: Estimated numbers and rates of homicide per 100 000 population, by WHO region and country income status, 2012

WHO region and country income level	Number of homicides	Homicide rate per 100 000 population
African Region, low- and middle-income	98 081	10.9
Region of the Americas, low- and middle-income	165 617	28.5
Eastern Mediterranean Region, low- and middle-income	38 447	7.0
European Region, low- and middle-income	10 277	3.8
South-East Asia Region, low- and middle-income	78 331	4.3
Western Pacific Region, low- and middle-income	34 328	2.1
All regions, high-income	48 245	3.8
Global	474 937 ^a	6.7

a. Includes 1604 homicides estimated for non-member states.

Box 2: Estimating global deaths resulting from homicide

Producing global estimates of the number of deaths resulting from homicide requires a complex procedure of data collection and validation. Discrepancies in the estimates produced at international level – namely between the data provided by countries for the *Global status report on violence prevention 2014*, data from UNODC’s global studies on homicide (20, 21) and data from WHO’s Mortality Database – can originate either during data collection or validation. Data collection at national level draws on different sources, usually including the criminal justice system (i.e. from police or prosecuting authorities) and civil or vital registration systems, each of which may use different definitions of homicide. Moreover, multiple channels of data collection exist between countries and international organizations, and these can result in differences in data supplied to different organizations. International agencies may also use different procedures to validate country data. Finally, different definitional frameworks can exist, both at national and international level.

The estimates of numbers and rates for deaths resulting from homicide presented in this report, and the proportion of homicides by mechanism (for example, firearm and sharp force), were based on information from several sources. These included data provided by countries from police and vital registration sources; data from UNODC’s global studies on homicide (20, 21); and data from WHO’s Mortality Database. The estimation process used observed data on homicide rates, in conjunction with regression modelling for countries without sufficient data availability or quality, to compute comparable estimates of homicide rates and numbers across countries. As a result of the estimation process, the estimates will not always match reported criminal justice and vital registration figures.

Full details of the estimation procedures used in the *Global status report on violence prevention 2014* are given on page 62, while methodological details on the data published by UNODC appear in the global studies on homicide (20, 21). These differences in data collection, validation, and methods of statistical estimation explain discrepancies between the figures presented in this report and those published by UNODC, as shown in Table A3 of the Statistical annex.

For low- and middle-income countries, the highest estimated rates of homicide are in the Region of the Americas, with an annual rate of 28.5 deaths per 100 000 population, followed by the African Region with a rate of 10.7 per 100 000 population. The lowest estimated rates of homicide are in the low- and middle-income countries of the Western Pacific Region (2.1 per 100 000) with an annual rate that is three times lower than the global rate of homicide, and just under two times lower than the rate for all high-income countries combined and that for the European Region (see Table 1).

Young males bear the burden of homicide

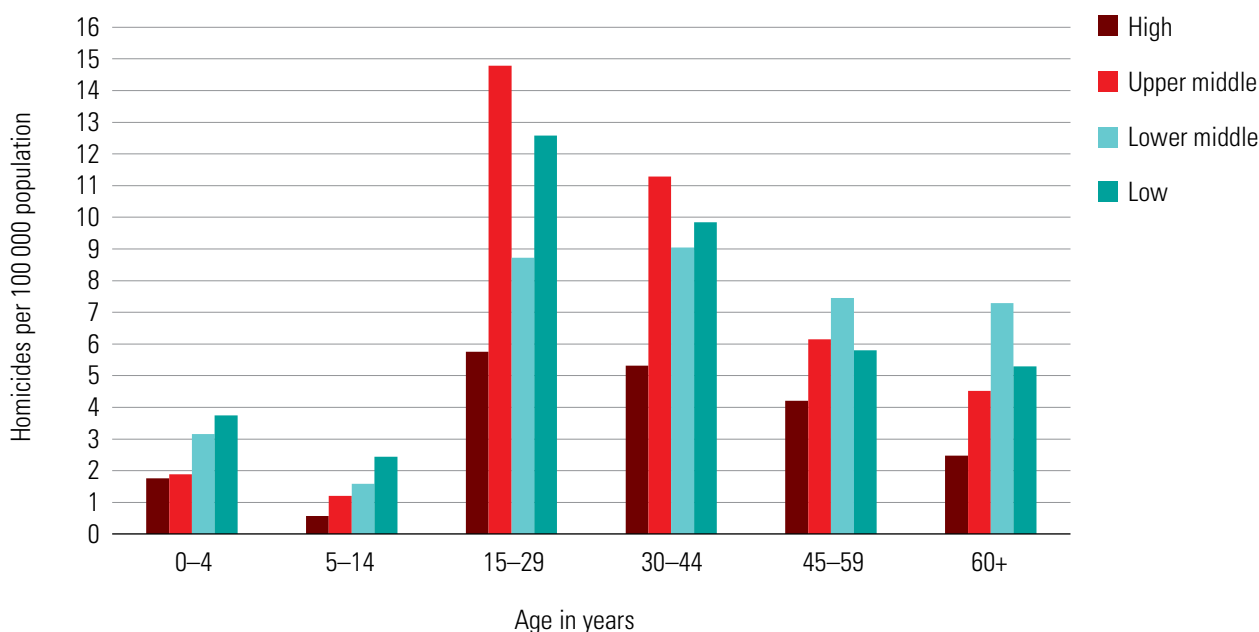
Fatal violence is not distributed evenly among sex and age groups. Males account for 82% of all homicide victims and have estimated rates of homicide that are more than four times those of females (10.8 and 2.5, respectively, per 100 000) (see Table 2). The highest estimated rates of homicide in the world are found among males aged

15–29 years (18.2 per 100 000), followed closely by males aged 30–44 years (15.7 per 100 000). Estimated rates of homicide among females range from 1.2 per 100 000 in ages 5–14 years, to 3.2 per 100 000 in the age group 15–29 years.

Table 2: Estimated homicide rate per 100 000 population by age group and sex, 2012, world

Age group (years)	Homicide rate per 100 000 population		
	Male	Female	Total
0–4	2.8	2.7	2.7
5–14	1.7	1.2	1.5
15–29	18.2	3.2	10.9
30–44	15.7	2.7	9.3
45–59	10.2	2.0	6.1
> 60	6.7	2.7	4.5
Total	10.8	2.5	6.7

Figure 1: Homicide rate per 100 000 population by age group and country income level, 2012, world



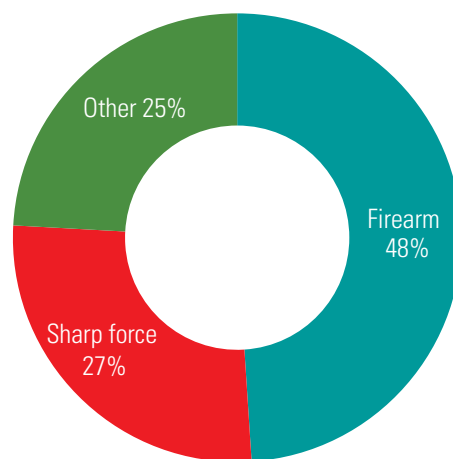
The disproportionate impact of homicide on youth is a consistent pattern across all levels of country income (see Figure 1). It is however much more pronounced in low- and upper middle-income countries than in lower middle- and high-income countries. Furthermore, the effects of country income on homicide rates differ by age group.

In the age ranges 0–4 and 5–14 years, homicide rates increase progressively from high- to low-income countries (see Figure 1). By contrast, homicide rates in the 15–29 and 30–44 year age ranges are highest in upper middle-income countries, followed by low-income countries. This may reflect the influence of factors other than income and which may be specific to upper middle-income countries in the Region of the Americas.

For women, homicide is often at the hands of partners

When women are killed, it is often their partner who is responsible. In 2013 WHO and others estimated that as many as 38% of female homicides globally were committed by male partners while the corresponding figure for men was 6% (6, 22). Of the statistics on these female homicide victims, 20% were lacking data on perpetrator-victim relationship (22).

Figure 2: Proportion of all homicides by mechanism, world, 2012



One in every two homicides is committed with a firearm – although this varies markedly by region

Approximately one in every two homicides is committed with a firearm, and one in four with a sharp instrument such as a knife (see Figure 2), although the mechanism of homicide varies markedly by region. While firearm homicides account for 75% of all homicides in the low- and middle-income countries of the Region of the Americas, they account for

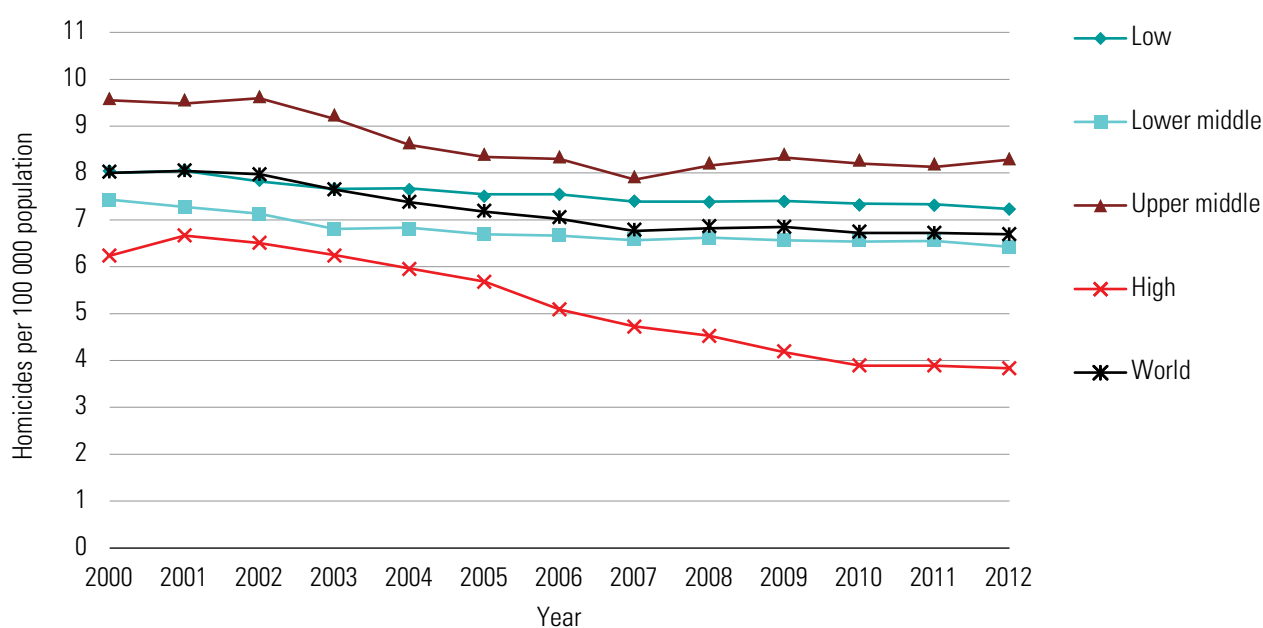
only 25% of homicides in the low- and middle-income countries of the European Region, where 37% of homicides involve sharp instruments (see Figure 3). Homicides by sharp

force are estimated to comprise 35% of homicides in the African Region, 26% in the Eastern Mediterranean Region, and 38% in the South-East Asia Region.

Figure 3: Proportion of homicides by mechanism and WHO region, 2012



Figure 4: Trends in estimated rates of homicide by country income status, 2000–2012, world



Cultural factors, whether an incident involves child maltreatment, youth violence, intimate partner violence or sexual violence against women or elder abuse, and the availability of weapons often determine how weapons are used in interpersonal violence (2). Firearms are highly prevalent in the Region of the Americas and are the predominant weapon used in violent encounters, including intimate partner homicides. In other regions, weapons such as knives and beatings with fists, feet or objects are more common. The weapons used in interpersonal violence also differ substantially from one type of violence to another. Blunt trauma and suffocation, for instance, are more common in cases of fatal child maltreatment. In contrast, cases of youth violence are more likely to feature lethal weapons such as firearms or knives (2). In some countries, so-called honour killings and death by fire account for a significant number of reported cases of lethal intimate partner violence against women.

Homicides are declining fast in high-income countries but more slowly elsewhere

Over the period 2000–2012, homicide rates are estimated to have declined by just over 16% globally (from 8.0 to 6.7 per 100 000 population), and, in high-income countries, by 39% (from 6.2 to 3.8 per 100 000 population, see Figure 4). By contrast, homicide rates in low- and middle-income countries have shown less decline over the same period. For both upper and lower middle-income countries

the reported decline was 13%, and for low-income countries it was 10%.

Hundreds of thousands of victims of violence receive emergency medical care each year

For every violence-related death there are many more individuals who seek emergency treatment for an injury sustained from an act of interpersonal violence. For example, in a nationally representative study of violence-related injury cases presenting at emergency departments during a 1-month period in Brazil, there were 4835 cases of violence-related injury, of which 91% were victims of interpersonal violence and 9% were the result of self-directed violence. More than half of the victims (55%) were also young, aged 10–29 years (23). In the United States of America, 1 723 515 people were treated in emergency departments in 2012 for injuries sustained in an assault; 37% were aged 10–24 (24). In Cape Town, South Africa, analysis of 9236 consecutive trauma centre admissions from October 2010 to September 2011 showed that assault with a sharp instrument (21%) or blunt object (17%) were the two most common mechanisms of injury, that over 70% of all cases were males, and 42% were aged 18–30 years (25).

Globally, an estimated 42% of women who have been physically and/or sexually abused by a partner have experienced injuries as a result of that violence (6). Estimates from some countries indicate that more than

one in four women injured by an intimate partner requires medical care (26). Blunt-force injuries by an intimate partner are most commonly inflicted on the head, face and neck, followed by musculoskeletal and genital injuries (6, 27).

Children who suffer physical abuse may manifest a variety of internal and external injuries that can be life threatening (28). Abusive head trauma is a common cause of injuries in very young children. Skull fractures, retinal haemorrhaging, subdural haematomas, neurological disabilities, cortical blindness and seizures are some of the common injuries related to abusive head trauma (28). Injuries that are unexplained or inconsistent with the history provided by the child or a caregiver may also suggest abuse.

Elder abuse can also lead to physical injuries ranging from minor scratches and bruises to broken bones and head injuries that lead to lasting disabilities. For older people, the consequences of abuse can be especially serious because their bones are more brittle and convalescence takes longer. Even relatively minor injuries can cause serious and permanent damage, or death (29).

Women, children and elderly people bear the burden of the non-fatal consequences of physical, sexual and psychological abuse

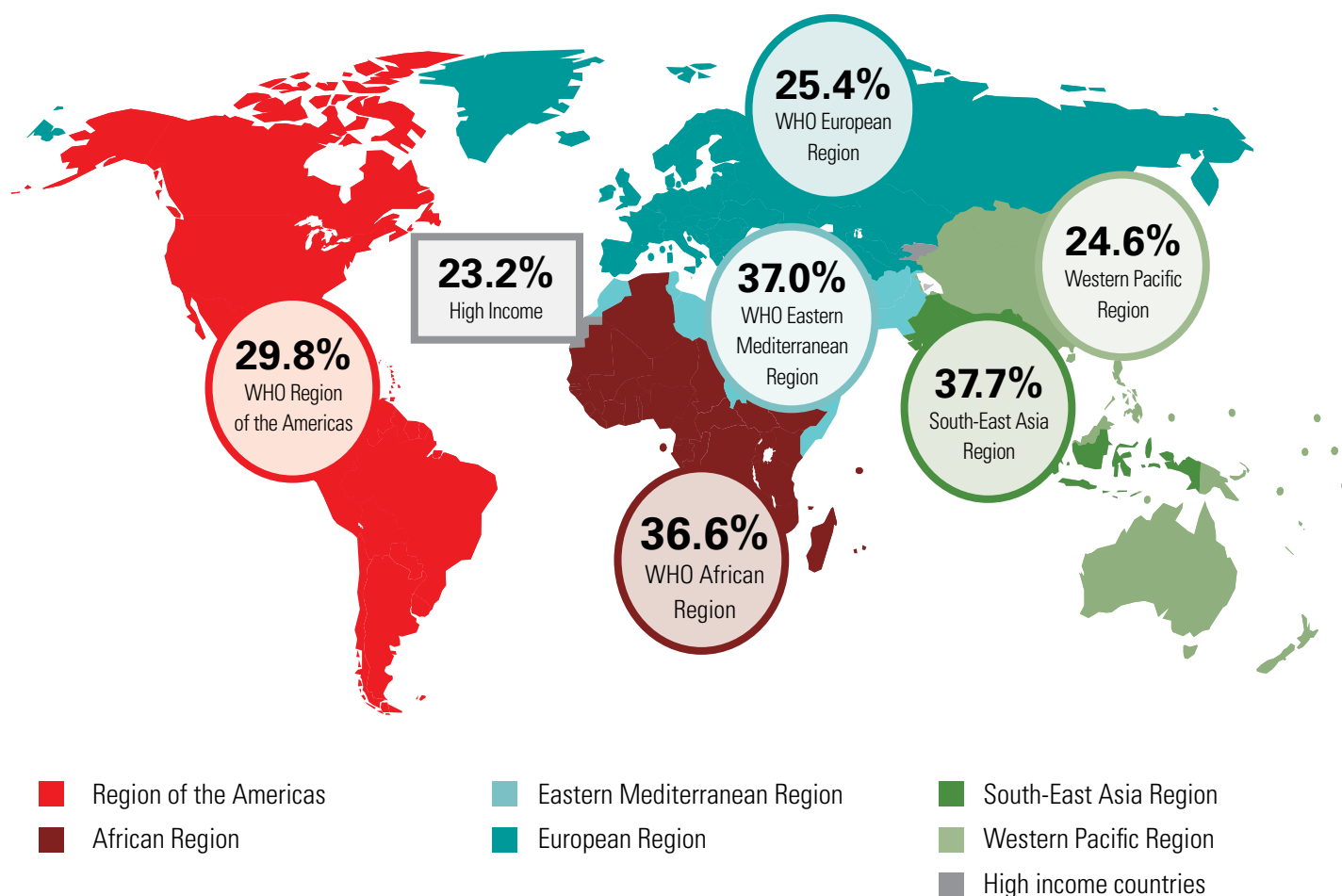
Violence against women, against children, and elder abuse are particularly prone to underreporting in official death statistics, police reports and data on injuries treated in hospital emergency departments. In the case of violent deaths, there can be significant levels of misclassification

of deaths from intimate partner violence, with deaths often being attributed to another cause (for example, a kitchen accident or a fall). Furthermore, information about the victim-perpetrator relationship is often missing from official homicide statistics. Many child and elderly deaths are also not routinely investigated or subject to post-mortem examination, which makes it difficult to establish the precise numbers of fatalities from abuse. In the case of police reports of non-fatal violence and injuries treated in hospital emergency departments, factors such as the severity of the violence, the age of the victim, whether the perpetrator was known to the victim and lack of access or distrust in health or police authorities impact the likelihood of a victim coming forward to report their assault.

Much of what is known about violence against women, children and older adults comes from population-based surveys and special studies. These studies indicate that physical, sexual and psychological abuse are widespread and undermine the health and well-being of millions of women, children and older adults worldwide. These studies also underscore the fact that a reliance on routinely collected data from police and health services is inadequate for the design and monitoring of comprehensive prevention plans addressing these forms of violence. For example, population-based surveys of intimate partner violence against women show that 20% to 60% of women have told no one about the violence and few have sought institutional help, including from health care services. Of women who were injured due to violence, 48% reported needing health care for the injury, but only 36% actually sought it (5).



Figure 5: Prevalence of intimate partner violence, by WHO region



Source: WHO Global and regional estimates of violence against women (6)

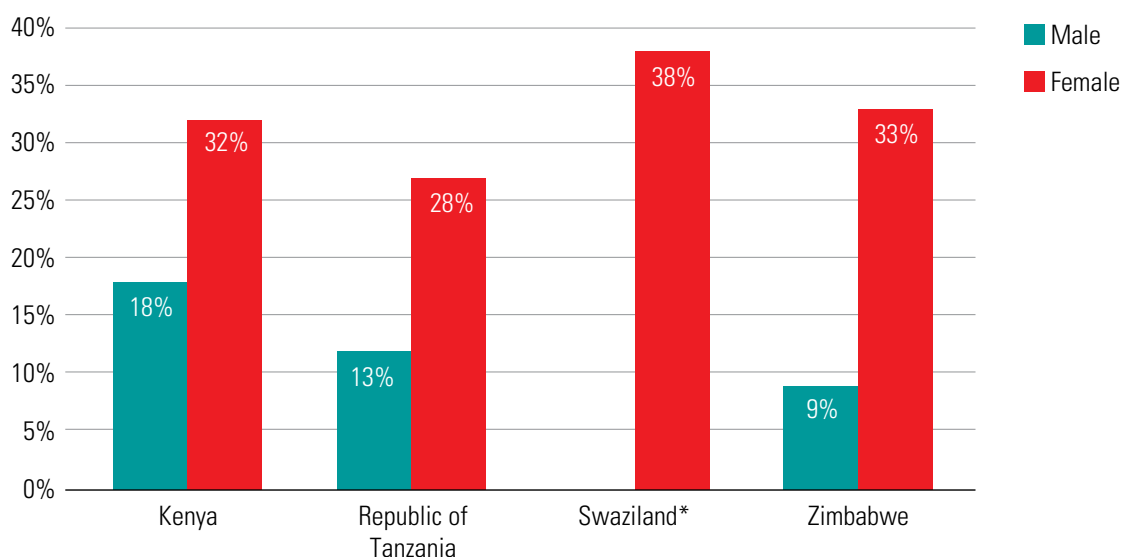
About 30% of ever-partnered women throughout the world have experienced physical and/or sexual violence by an intimate partner at some point in their lives

Global estimates of intimate partner violence perpetrated by men against women indicate that 30% of ever-partnered women (about one in three) worldwide have experienced physical and/or sexual violence by an intimate partner at some point in their lives (see Figure 5) (6). In the African, Eastern Mediterranean and South-East Asia Regions, approximately 37% of ever-partnered women report experiencing physical and/or sexual violence by an intimate partner in their lives, followed by the Region of the Americas, with approximately 30% of women reporting lifetime exposure. Globally, 7.2% of women also report experiencing sexual violence by other perpetrators (6).

One in five girls has been sexually abused during childhood, with estimates from some countries placing that proportion closer to one in three

Estimates of child maltreatment indicate that nearly a quarter of adults (22.6%) worldwide suffered physical abuse as a child, 36.3% experienced emotional abuse and 16.3% experienced physical neglect, with no significant differences between boys and girls (30–32). However, the lifetime prevalence rate of childhood sexual abuse indicates more marked differences by sex – 18% for girls and 7.6% for boys (33). National surveys of violence against children conducted in Africa reveal much higher rates of childhood physical, sexual and emotional abuse than the global rates.

Figure 6: Lifetime prevalence of child sexual violence in Kenya, Tanzania, Swaziland and Zimbabwe, by sex



*Only girls were surveyed in Swaziland
Source: Violence Against Children Surveys (34–37).

Findings from the Violence Against Children Surveys conducted in Kenya, the Republic of Tanzania, Swaziland and Zimbabwe, for instance, indicate that about one in three girls experienced sexual abuse during their childhood. For boys, the reported prevalence of childhood sexual abuse ranged from 9% in Zimbabwe to 18% in Kenya (see Figure 6). The reported prevalence of childhood physical abuse was between 53% and 76% in Kenya, the Republic of Tanzania, and Zimbabwe, with somewhat higher rates of childhood physical abuse experienced by boys than girls. The reported prevalence of childhood physical abuse of girls in Swaziland was 22%. The reported prevalence of emotional abuse during childhood for the four countries was between 24% and 38%, with similar rates indicated by boys and girls (34–37).

Globally, 6% of older adults report significant abuse in the past month

Elder abuse has not been studied to the same extent as other types of violence. The only available global estimate shows that 6% of older adults reported significant abuse in the past month (38). National surveys conducted in predominately high-income countries find wide variation in rates of abuse in the past year among adults aged over 60 years. For instance, reported rates of abuse among older adults living in private households range from 0.8% in Spain and 2.6% in the United Kingdom to upwards of 18% in Israel,

23.8% in Austria and 32% in Belgium (38–40). In studies of vulnerable elders (for example, those suffering dementia or living in a residential institution for older adults), nearly 25% reported significant levels of psychological abuse (41). With a rapidly ageing population in countries around the world, the number of elderly adults vulnerable to abuse, neglect and exploitation is expected to grow.

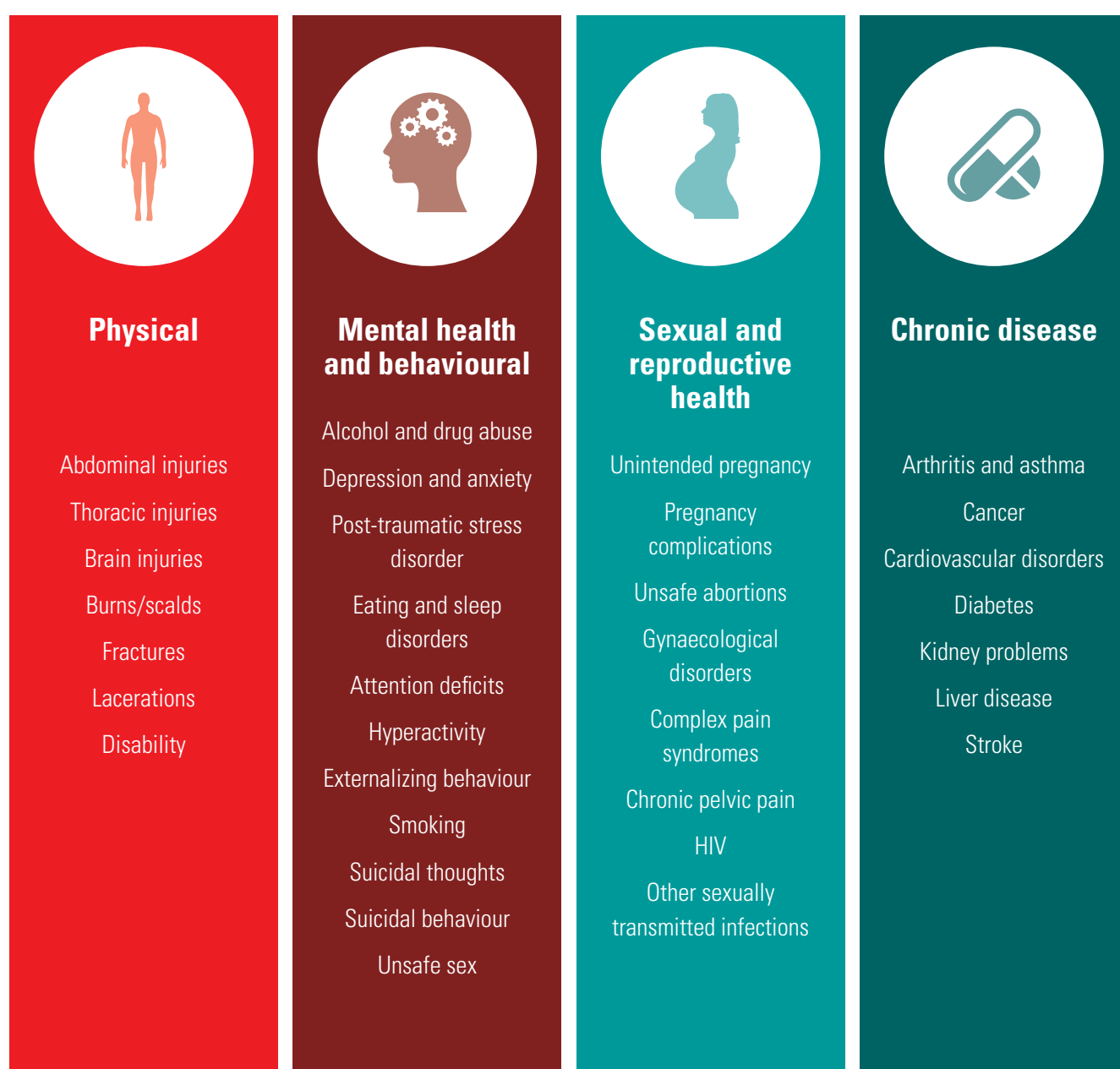
Violence contributes to lifelong ill health, particularly for women and children

The non-fatal consequences of violence are by far the greatest part of the social and health burden arising from violence (see Figure 7). Physical injuries themselves are outweighed by the wide spectrum of negative behavioural, cognitive, mental health, sexual and reproductive health problems, chronic diseases and social effects that arise from exposure to violence. All types of violence have been strongly linked to negative health consequences across the lifespan, but violence against women and children contributes disproportionately to the health burden. The available evidence shows that victims of child maltreatment and women who have experienced intimate partner and sexual violence have more health problems, incur significantly higher health care costs, make more visits to health providers over their lifetimes and have more hospital stays (and longer duration of hospital stays) than those who have not experienced violence (2, 27).

Violence against women and girls is an important risk factor for HIV, other sexually transmitted diseases, unwanted pregnancies and other reproductive health problems. For example, women who have experienced intimate partner violence have a 16% greater chance of having a low birth weight baby and are more than twice as likely to have an induced abortion (6). In certain regions of the world, women who have experienced intimate partner violence are 1.5

times more likely to acquire HIV and 1.6 times more likely to have syphilis (6). Violence against women and children has also been strongly linked to many other adverse health outcomes affecting the brain and nervous system, gastrointestinal and genitourinary systems, and immune and endocrine function (endocrine glands secrete hormones that control and coordinate activities throughout the body) (27, 28).

Figure 7: Behavioural and health consequences of violence





© UN Photo/Martine Perret.

Exposure to violence is also strongly associated with high-risk behaviours such as alcohol and drug abuse and smoking, which in turn are key risk factors for several leading causes of death, including cardiovascular disease, cancer, chronic lung disease, liver disease and other noncommunicable diseases (42–44). Victims of violence are also at higher risk of depression, anxiety, post-traumatic stress disorder and suicidal behaviour (27, 28, 45, 46). Both exposure to violence and men’s perpetration of violence against women have been shown to be associated with high-risk sexual behaviours (47, 48). For example, findings from a multi-country study in Eastern Europe found a substantially greater risk of problem drinking (10 times) and drug use (six times) among young adults who had four or more adverse experiences in childhood compared to young adults without these experiences (42). Young adults who experienced adverse events in their childhood also had a 2.4 times increased risk of cancer, 5.8 times risk of stroke and 49-fold increased risk of attempting suicide compared to those without adverse child experiences (42).

Women exposed to intimate partner violence are almost twice as likely to have an alcohol use disorder, twice as likely to experience depression, and have a 4.5-fold increased risk of suicide attempts compared to women

who have not been exposed to partner violence (6). Women who have experienced non-partner sexual violence are also 2.3 times more likely to have alcohol use disorders and 2.6 times more likely to have depression or anxiety than women who have not (6).

Violence has high economic costs – preventing violence can promote economic growth

The health and social consequences of violence take an economic toll on countries too, although the precise burden is unknown, particularly in developing countries where economic losses and impact tend to be underestimated. The provision of treatment, mental health services, emergency care and criminal justice responses are some of the direct costs associated with violence. There are also a wide range of indirect costs. Victims of violence are more likely to experience spells of unemployment, absenteeism, and to suffer health problems that affect job performance (49). Other indirect costs include those related to lost productivity because of premature death; long-term disability; the provision of places of safety for children and women; disruptions to daily life because of fears for personal safety; and disincentives to investment and tourism (49).

Findings from various cost studies show that most countries expend a significant amount of resources in responding to violence. It was estimated in 2004 that direct and indirect economic costs of violence were equivalent to 0.4% of gross domestic product (GDP) in Thailand, 1.2% of GDP in Brazil and 4% of GDP in Jamaica (49). In the United States, the total lifetime economic burden resulting from new cases of fatal and non-fatal child maltreatment is approximately US\$ 124 billion annually (in 2010 dollars) (50). The annual economic cost of violence against women is estimated to be US\$ 5.8 billion in the United States for the year 2003 (51).

A few efforts have been made to estimate the potential benefits of violence prevention to national economies. Comparison of data from Costa Rica (with a homicide rate of 8.1 100 000 population) with four nearby countries (Guyana

with 16.1; Dominican Republic with 16.5; Jamaica with 33.8; and Haiti with 33.9) suggests significant gains could be made by these four countries if violence could be reduced to Costa Rica's level. Guyana and the Dominican Republic would benefit from growth rate increases of 1.7 and 1.8% respectively, while Haiti and Jamaica could both increase annual economic growth per capita by an estimated 5.4% (52).

This section has shown that violence is a significant public health problem in its own right, and a major risk factor for lifelong ill health and other social problems that in combination can lead to substantial economic costs. It is against this backdrop that Part III, Findings, describes what countries are doing to prevent violence and mitigate its consequences, as indicated by their survey responses.



© WHO/Alex Serafini Swanepoel.

Part III – Findings



KNOWLEDGE OF THE TRUE EXTENT OF THE PROBLEM IS HINDERED BY GAPS IN DATA

Reliable data on the nature and extent of violence, the populations at risk and the causes and consequences of violence are essential to developing well-informed national plans of action and policies, programmes and services to prevent and respond to violence. Data on both fatal and non-fatal violence are necessary to inform these efforts. Countries were asked to provide information on deaths as well as on national population-based surveys that capture information on victimization which may or may not have been reported to police or other authorities.

For deaths, countries were asked to provide information on homicide from police data and from civil or vital registration data. Both sources of data have their strengths and weaknesses. Strengths of police data include the detailed nature of the information included, their comprehensiveness (compared to other crimes, homicide data suffer much less from underreporting), and their validity and consistency. Weaknesses of police data include the fact that within and between countries there can be wide variation in homicide information collected by law enforcement authorities because of varying legal thresholds for classifying a death

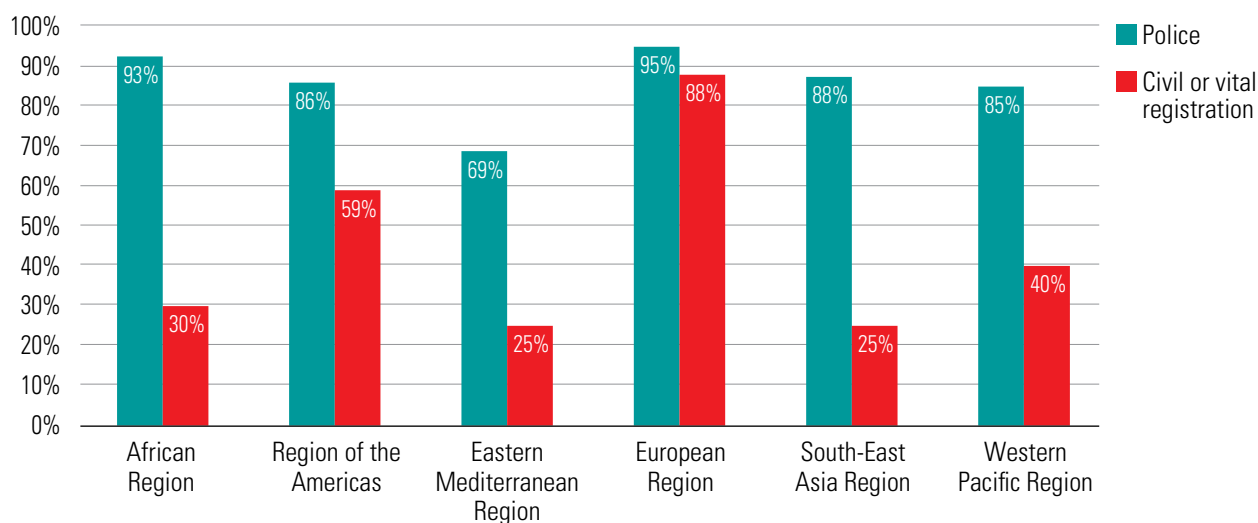
as an intentional homicide, and because of varying police and law enforcement capacity to identify and record homicide events (53). For instance, infanticide leading to death or so-called “honour killings” may not be recorded as intentional homicides in police statistics (53).

Civil or vital registration systems, on the other hand, typically record homicides using the International Classification of Disease (ICD) external cause of injury codes (see ICD-10, chapter 20) (54). The manner (or intent) of death is determined by a medical professional (for example, a coroner or medical examiner) along with the underlying cause (the way in which the person sustained the fatal injury – for example, gunshot, strangulation). For a death to be classified as homicide, there must be a preponderance of evidence indicating that the injuries were inflicted by another person with the intent to injure or kill. In general, civil or vital registration systems are not subject to legal thresholds for classifying a death as a homicide. Thus, some cases may fall in the so-called undetermined intent category because of insufficient evidence to determine the manner of death. However, unlike criminal justice data, these systems



© Aisha Faquir/The World Bank.

Figure 8: Proportion of countries with available data on the number of homicides, by source (n = 133 reporting countries)



record all causes of death, which facilitates adjustments to correct for incompleteness when computing national totals. Nonetheless, the quality of public health data on homicides is influenced by factors similar to police data, including insufficient professional health staff (especially in developing countries), problems of undercounting when not all deaths are properly examined and certified, and the possibility that cause of death assessments are changed by coroners after statistics are produced (20).

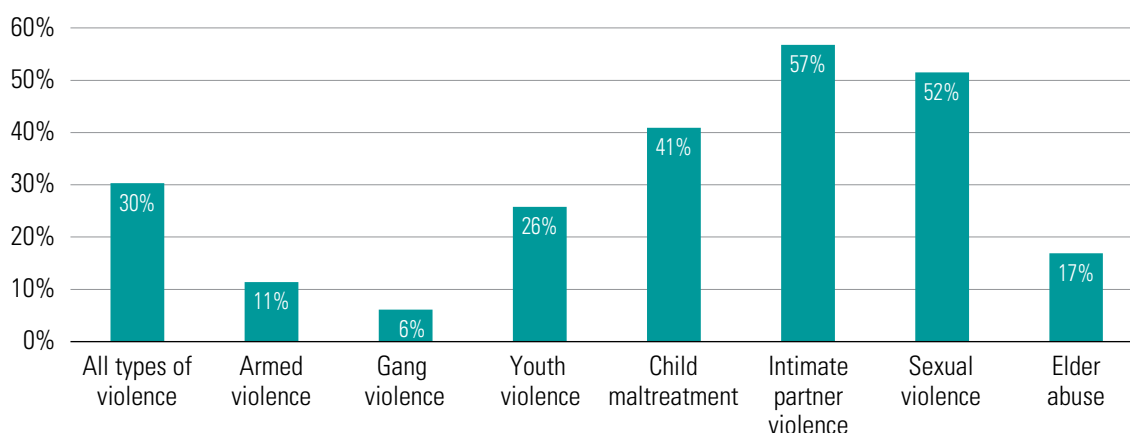
Fully 60% of countries do not have usable data on homicide from civil or vital registration sources

The findings from the survey show substantial gaps in data across the two sources of homicide information. The majority of countries (88%) report having data on homicide from police sources. However, fully 60% of countries do not have usable data on homicide from civil or vital registration sources, while about 9% of countries report having neither police nor vital registration data on homicide. Within certain WHO regions, the availability of data on fatal violence is even more limited. For instance, in the Eastern Mediterranean Region some 30% of countries report missing homicide data from police sources, and in the African and South-East Asia Regions, 70%–75% of countries indicate they are missing homicide data from civil or vital registration sources (see Figure 8). Data on homicides also remain insufficiently detailed in many countries to guide and monitor prevention

and response efforts. For instance, 36% of countries report being unable to provide a breakdown of homicide by sex in their police data and more than half (54%) are not able to provide this breakdown in their civil or vital registration data. In addition, 13% of countries (over one third in the Eastern Mediterranean Region) say they lack annual data on homicide for the period 2001–2010 to track trends. Countries were not asked about information on victim-perpetrator relationships or about the circumstances surrounding the violent death. However, other studies (20,21) have found that few systems collect such information, making it difficult to classify homicides by type of violence (for example, those resulting from child maltreatment, elder abuse or from intimate partner violence). Without more detailed data, the measures countries are taking to prevent homicide run the risk of being poorly targeted and less effective than they could be.

Approximately 43% of countries reporting the availability of police homicide data do not use a standard definition to classify homicides (e.g. UNODC's International Classification of Crime for Statistical Purposes) (55); for countries reporting homicide data from civil or vital registration sources, about 14% are not using a standard definition (e.g. ICD-10 external cause of injury codes) (54). Countries should identify ways to strengthen data from both sources and should also look for ways to link data from these and other sources to provide more complete and comprehensive information to target prevention efforts.

Figure 9: Proportion of countries that have conducted national prevalence surveys on different types of violence (n = 133 reporting countries)



For most types of violence, under half of countries reported having conducted nationally representative population-based surveys

While the majority of countries say they have data on fatal violence from either police or vital registration sources, for most types of violence less than half of countries surveyed report having conducted nationally representative prevalence surveys (see Figure 9).

Even though gang violence and armed violence are highly visible types of violence, few countries have gathered systematic data to determine the prevalence and characteristics of these types of violence at a national level. Only 6% of countries report the conducting of national surveys on gang violence and 11% of countries report the conducting of surveys on armed violence, including in countries where smaller-scale studies indicate serious problems with gangs and gun violence. Further, only 26% indicate that they have surveyed youth violence, including 29% of countries in the Region of the Americas and 43% of countries in the European Region. Where conducted, such surveys have typically gathered population-based data on bullying, physical fighting and school violence.

Intimate partner violence is the most extensively surveyed of all types of violence

Approximately 57% of countries indicated that they had conducted national surveys on violence against women which focused on intimate partner violence, making this

type of violence the most extensively surveyed of all, followed closely by population-based surveys that include sexual violence (see Figure 9). Data on intimate partner and sexual violence have typically been collected either in dedicated surveys of violence against women, or as part of demographic and health or reproductive health surveys. About two thirds of countries in the European Region and Region of the Americas (68% and 67% respectively) indicated that they have conducted surveys on intimate partner violence compared to 52% of countries in the African Region, 38% of countries in the Eastern Mediterranean Region and 25% of countries in the South-East Asia Region. About half (52%) of countries indicated that they have conducted national surveys that included questions on sexual violence, including many countries in Africa (67%), and between 25% and 62% in other WHO regions.

Countries reported that sexual violence was the predominant type of violence surveyed across all levels of country income status, with 52% indicating that they have conducted a national prevalence survey on sexual violence (see Table 3). While the proportion of countries reporting that they have conducted national surveys on various types of violence was consistently lower in low-income countries relative to middle- and high-income countries, this was not the case with sexual violence. More low-income countries reported conducting population-based surveys that included questions on sexual violence than high-income countries.

Approximately four in 10 countries (41%) report that they have conducted national surveys on child maltreatment (see

Figure 9), with 60% of countries in the European Region having done so compared with 43% in the Region of the Americas, 33% in the African Region and 13% of countries in the South-East Asia Region. These differences are also evident when looking at country income status. Only 14% of low-income countries report having conducted surveys on child maltreatment compared to nearly half of high- and middle-income countries (47% and 45% respectively) (see Table 3).

About one in six (17%) countries reports having conducted a survey on elder abuse (see Figure 9), including 32% of countries in the European Region, 19% of countries in the Region of the Americas and between 7%–13% in other regions, with the exception of the South-East Asia Region

where no country indicates having conducted such a survey. Elder abuse was reportedly also the least surveyed of the different types of violence in low-income countries.

It is important to note that survey respondents were not always aware that national prevalence surveys had been conducted in their countries. Where this was the case, information about the existence of relevant surveys was shared with countries during the validation process. It is nonetheless possible that existing surveys have been missed. In addition, countries may have categorized a single survey as providing information on several different forms of violence (for example, intimate partner violence, sexual violence, child maltreatment) or have incorrectly categorized a small-scale survey as a national survey.

Table 3: Population-based surveys by type of violence and country income status (n = 133 reporting countries)^a

Type of violence	High-income	Middle-income	Low-income
Armed violence	13%	11%	10%
Child maltreatment	47%	45%	14%
Elder abuse	34%	11%	5%
Intimate partner violence	58%	62%	38%
Sexual violence	47%	53%	52%
Youth violence	47%	18%	14%
Survey covering all types	45%	27%	14%

^a There were too few reported surveys of gang violence for inclusion in this table.

NATIONAL ACTION PLANNING IS UNDERWAY IN MANY COUNTRIES

Developing a national action plan is a key step towards effective violence prevention. It is a way for countries to articulate how violence impacts the health, economic viability and safety and security of a nation. It also provides direction to policy-makers and others about what needs to be done and how best to achieve sustainable reductions in violence. As outlined in the recommendations of the *World report on violence and health (2)*, a national action plan should include: objectives; priorities; strategies; assigned responsibilities; a timetable and evaluation mechanism; and adequate financial resources for implementation. The plan should also be based on input from a wide range of governmental and nongovernmental actors, and feature coordinating mechanisms at local and national levels to enable collaboration between sectors, with a specific organization mandated to monitor and report periodically on progress. Formulating a national action plan therefore involves considerable time and resources, and the existence of such a plan can thus be assumed to indicate a firm commitment to addressing the problem.

Plans that encompass all types of interpersonal violence are less common than those for specific types of violence

The different types of violence share many underlying risk factors and are related to each other in important ways.

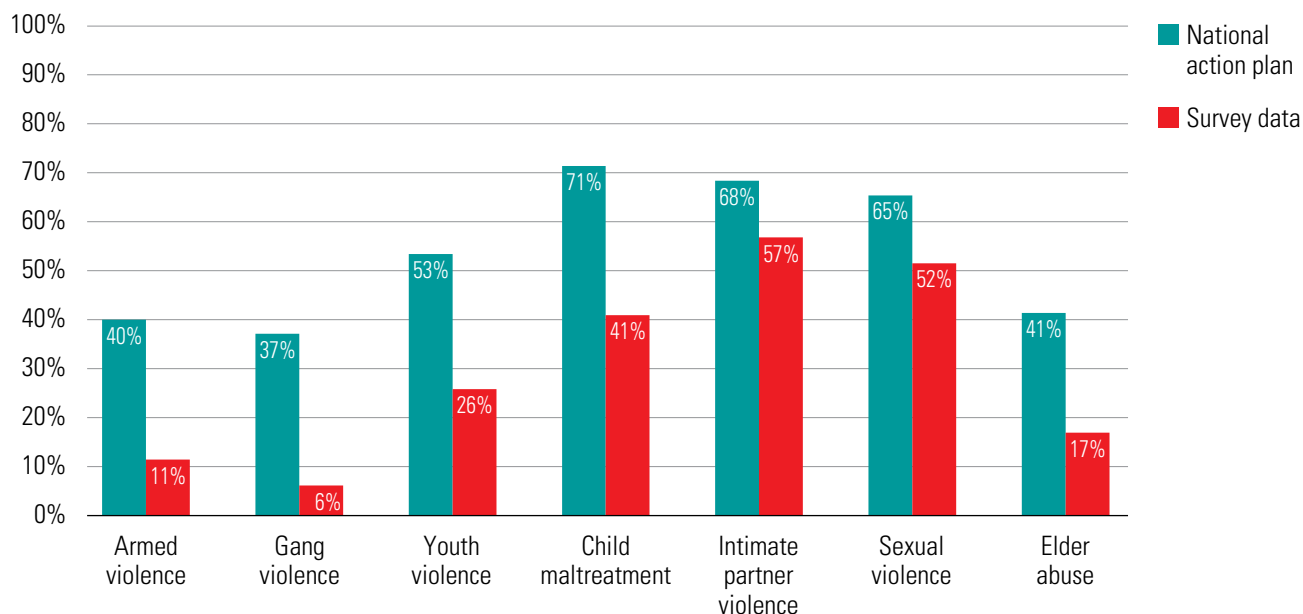
For example, children who suffer rejection, neglect, harsh physical punishment and sexual abuse – or witness violence at home or in the community – are at greater risk of engaging in aggressive and antisocial behaviour at later stages in their development, including engaging in violent behaviour as adults (56, 57). About half (51%) of countries surveyed indicated that they had integrated plans that address multiple types of violence (see Table 4). This suggests that in about half of countries, planning may be driven more by efforts to address specific types of violence than efforts to create synergies across types of violence. Integrated plans addressing all types of violence were far more frequent in the Region of the Americas (76%) than in other regions.

Many countries include intimate partner violence and sexual violence in their national plans to address violence against women. Approximately three out of every four countries reported having national action plans for child maltreatment (71%), followed by national action plans for intimate partner violence (68%) and sexual violence (65%), and youth violence (53%). Less than half of the surveyed countries reported plans to address elder abuse (41%), armed violence (40%) or gang violence (37%) (see Table 4).

Table 4: National action plans by type of violence and WHO region (n = 133 reporting countries)

Type of violence	African region	Region of the Americas	Eastern Mediterranean Region	European Region	South-East Asia Region	Western Pacific Region	All countries
Armed violence	41%	62%	44%	32%	50%	25%	40%
Gang violence	30%	62%	44%	33%	38%	25%	37%
Youth violence	41%	71%	44%	63%	38%	45%	53%
Child maltreatment	56%	91%	69%	78%	88%	55%	71%
Intimate partner violence	63%	86%	44%	78%	75%	55%	68%
Sexual violence	70%	86%	38%	63%	75%	60%	65%
Elder abuse	33%	52%	50%	39%	50%	35%	41%
Plan covering all types	41%	76%	50%	46%	50%	50%	51%

Figure 10: Proportion of countries with national survey data and national action plans, by type of violence (n = 133 reporting countries)



The Eastern Mediterranean Region reported the lowest frequency of national action plans to address intimate partner violence (44%) and sexual violence (38%). In the African Region, plans to address sexual violence, intimate partner violence and child maltreatment were reported by more than half of countries (70%, 63%, 56% respectively), whereas for youth, armed, and gang violence, only 30%–41% of countries in the region reported plans of action to address these types of violence. Plans of action to address elder abuse were indicated in fewer than half of all countries in the African, European and Western Pacific Regions.

National plans are not always informed by data

National action plans and information from data systems should be mutually reinforcing since good epidemiological data are needed to discern where violence is occurring, the groups at greatest risk and to track and monitor progress. Without an understanding of the extent and causes of violence it is difficult to formulate effective national plans of action or other policy frameworks for violence prevention. Ideally, the collection and analysis of data on the prevalence of – and risk factors for – fatal and non-fatal violence should therefore precede the formulation of national plans of action. However, where no such data collection systems and survey findings are available, it is also logical for authorities to develop a national plan of action that calls

for improvements in the capacity to collect data. Comparing the extent to which national plans of action coincide with the availability of national population-based surveys for non-fatal violence thus provides insight into the relationship between data, policy and planning.

Globally, many more countries reported that they had plans of action to reduce violence than population-based surveys (see Figure 10). This was less the case for intimate partner and sexual violence against women, with the number of countries reporting national action plans on these types of violence 11–13 percentage points higher than the number of countries reporting surveys. Many countries include both intimate partner and sexual violence in their national plans to address violence against women and often include both intimate partner violence and sexual violence in population-based surveys. The most frequently reported plans of action were for child maltreatment (71% of countries), which was 30 percentage points more than the percentage of countries reporting surveys on child maltreatment. Similar gaps between plans of action and available survey data were seen for armed and gang violence and elder abuse, with about three times as many countries reporting plans of action for these types of violence than countries with survey data on them.

Regionally, the African Region had the largest gap between plans of action and available survey data across most types of violence. Consistency between action between action plans and the availability of survey data was highest in the European Region.

The reported predominance of national action plans over the availability of national survey data in general, and for the African Region in particular, suggests that much planning and policy-making is being done in the absence of data. While for some countries this may reflect a lag between calls for data collection and actual data collection improvements, future work should prioritize the filling of this gap by ensuring that national plans of action are firmly anchored in representative data on the magnitude and causes of different types of violence.

Violence prevention activities are often addressed by multiple agencies without a lead agency for coordination

The public health approach to violence prevention is a multisectoral one involving the public and private sectors (for example, health, education, criminal justice, social services and business) and civil society. In addition to adopting a multisectoral approach, it is also important to have leadership and mechanisms in place to coordinate

the activities of different sectors and ensure fruitful collaboration between them.

Around 96% of countries reported having multiple agencies or departments that take responsibility for violence prevention and response efforts, with an average of five agencies listed per country. By sector, agencies responsible for gender and women's affairs were the most frequently mentioned (54%), followed by the interior (41%), health (38%), police (32%) and social welfare (30%). The existence of lead agencies to coordinate the activities of different sectors and report periodically on progress in preventing all forms of violence, however, was rare. The absence of clear leadership and a mandate to ensure coordination of prevention activities that cover all forms of violence within countries makes it more challenging for agencies or departments to invest resources strategically, avoid duplication of effort and ensure accountability.

About three quarters (77%) of countries reported having a system in place for the regular exchange of information between different agencies and sectors involved in violence prevention. This suggests that at least the information exchange component of such a multisectoral coordinating mechanism very often exists, although the effectiveness of such systems remains unclear.



© UN Photo/Eskinder Debebe.

COUNTRIES ARE INVESTING IN PREVENTION BUT NOT ON A LEVEL COMMENSURATE WITH THE SCALE AND SEVERITY OF THE PROBLEM

Violence is a multifaceted problem with biological, psychological, social and environmental roots. Efforts geared towards preventing violence should therefore be comprehensive, tackling the range of factors that increase the risk of violence, including larger social determinants such as economic and gender inequality, and should be sustained over time. Violence prevention efforts can be targeted at individuals, relationships, communities and whole societies, and delivered in collaboration with the different sectors of society such as schools, workplaces, nongovernmental organizations and the criminal justice system.

Although there is no simple or single solution to the problem of violence, there is a growing body of knowledge on how to prevent violence, and countries and donor agencies seem to be investing more in prevention. However, there is considerable unevenness in the extent to which different strategies are being supported, and violence prevention has yet to attract political and financial support commensurate with the scale and severity of the problem.

A growing number of scientific studies demonstrate the preventability of violence.

A growing number of scientific studies demonstrate the preventability of violence. The evidence supporting certain prevention strategies is stronger and the prevention

gains shown so far are greater for some types of violence than for others (for example, to address child maltreatment and youth violence). With some exceptions, most of the existing evidence for effective violence prevention programming also comes from studies in high-income countries, and may not easily be adapted to low- and middle-income settings where economic and social conditions, and the epidemiology of the different forms of violence, are very different (2, 56, 58).

Based on systematic reviews of the scientific evidence for prevention, WHO and its partners have identified seven

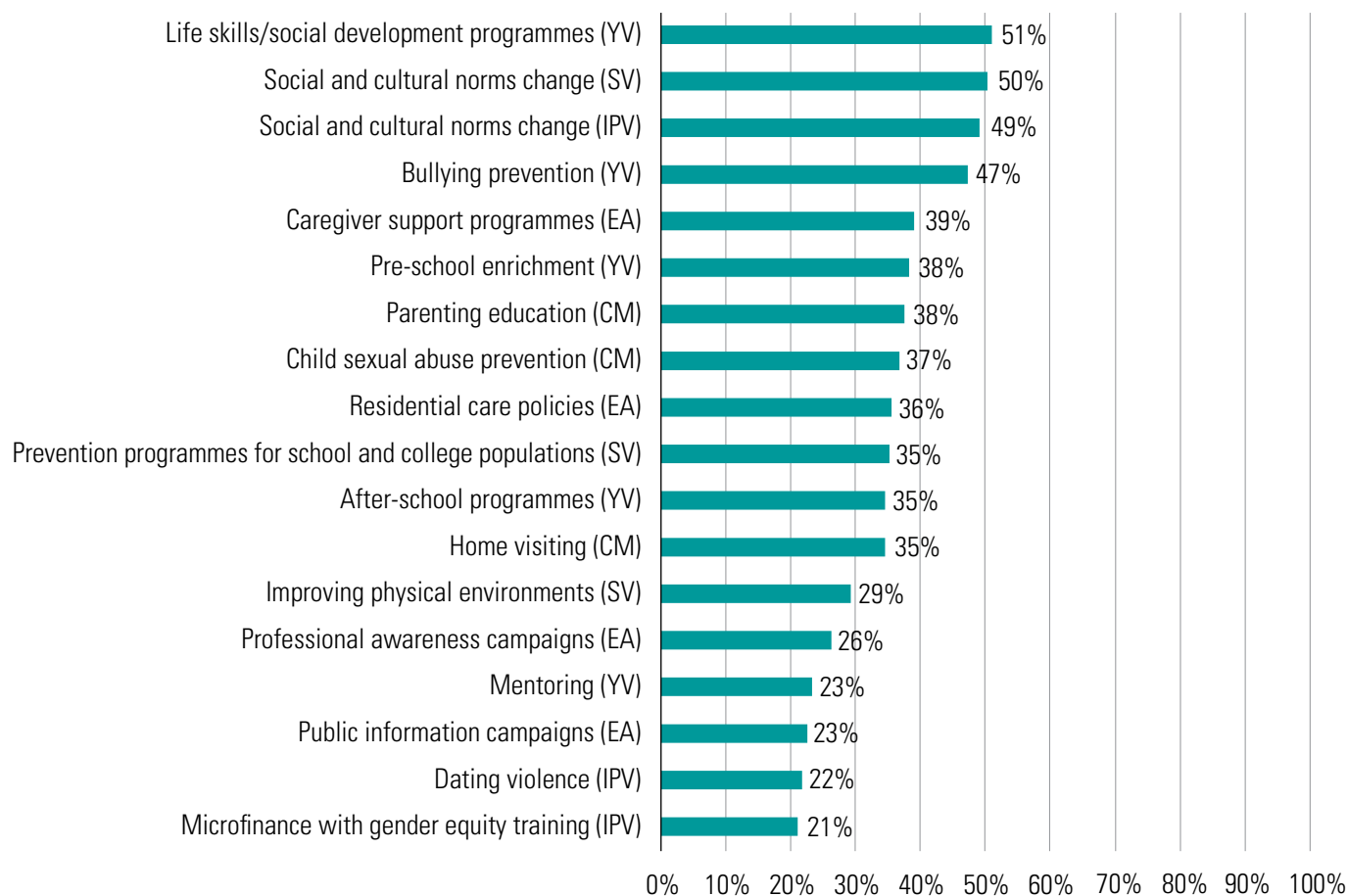
“best buy” strategies – six that focus on the prevention of violence and one that focuses on response efforts. These strategies can potentially impact multiple forms of violence, help reduce the likelihood of both perpetrating violence and becoming a victim, and represent areas where developing countries and funding agencies can make reasonable investments. These strategies are:

1. developing safe, stable and nurturing relationships between children and their parents and caregivers (59);
2. developing life skills in children and adolescents (60);
3. reducing the availability and harmful use of alcohol (61);
4. reducing access to guns and knives (62);
5. promoting gender equality to prevent violence against women (63);
6. changing cultural and social norms that support violence (64);
7. victim identification, care and support programmes (65).

To assess how far programmes representing the six prevention strategies are being implemented, the survey asked whether the 18 prevention programmes listed in Figure 11 existed in each surveyed country and whether they were: *not implemented*; implemented *once or a few times*; or implemented *on a larger scale* (for example, across many schools or communities or with a reach to over 30% of the intended target population). The 18 programmes are further defined in Part VII, Glossary. Findings relating to alcohol and other policies and victim support programmes are covered in later sections of this report.

The findings from the survey indicate that many countries are investing in prevention, yet none of the 18 prevention programmes is being implemented on a level necessary to achieve significant and sustainable reductions in violence (see Figure 11). Across the 18 programmes, many are being implemented on a larger scale by fewer than 40% of surveyed countries. It is also important to note that implementation on a larger scale does not necessarily mean implementation of a particular programme with documented evidence of effectiveness.

Figure 11: Proportion of countries reporting implementation of violence prevention programmes on a larger scale by type of programme (n = 133 reporting countries)^a



^a Key: CM=child maltreatment; EA=elder abuse; IPV=intimate partner violence; SV=sexual violence; YV=youth violence. While each programme is shown as relevant to a particular type of violence, some of the programmes listed in the figure have shown preventive effects on several types of violence.

Social and cultural norm-change strategies are the most common approach used by countries to address violence against women

About half of surveyed countries reported implementing social and cultural norm-change strategies to address sexual violence and intimate partner violence against women (see Figure 11). This is in contrast to microfinance combined with gender equity training programmes and school-based dating violence prevention programmes, where 21% and 22% of countries (respectively) reported implementing these types of approaches. Social and cultural norm-change strategies were also one of the few types of strategies reportedly implemented by more than 40% of countries in all regions (except in the South-East Asia Region) (see Table 5). Based on other evidence, many countries use

these types of strategies to raise awareness about violence against women. Although rigorous evaluations of social and cultural norm-change strategies are still needed to assess their impact, they can be an important strategy to inform and create cultural shifts in what is acceptable and unacceptable behaviour, and in promoting norms supportive of healthy, non-violent and gender equitable relationships.

It is not surprising that fewer countries reported implementing school-based dating violence prevention programmes. Although the practice of dating may not take place or be recognized as acceptable by governments in some countries, only a handful of school-based dating violence prevention programmes have been developed to help young people address relationship violence and learn

healthy and positive relationship skills that can be carried into adulthood. Evaluations of these programmes in mostly high-income countries show some positive changes in knowledge and attitudes toward relationship violence, and limited reductions in certain forms of abusive behaviours (66–71).

While few countries reported implementing the specific intervention of microfinance combined with gender equity

training, it is one of the few interventions with documented evidence showing reductions in intimate partner violence (72–74). More countries may wish to consider strategies that economically empower women and promote gender equality. Efforts that empower women both socially and economically are important for violence prevention.

Table 5: Proportion of countries implementing different types of programmes on a larger scale, by type of programme and WHO region (n = 133 reporting countries)

	African Region	Region of the Americas	Eastern Mediterranean Region	European Region	South-East Asia Region	Western Pacific Region	All
Child maltreatment							
Home visiting	7%	52%	31%	51%	13%	30%	35%
Parenting education	11%	57%	44%	46%	13%	40%	38%
Child sexual abuse prevention	44%	62%	31%	29%	0%	35%	37%
Youth violence							
Pre-school enrichment	22%	67%	31%	54%	13%	15%	38%
Life skills/social development programmes	33%	71%	56%	63%	38%	30%	51%
Bullying prevention	30%	52%	69%	59%	25%	35%	47%
Mentoring	15%	29%	44%	27%	13%	10%	23%
After-school programmes	7%	43%	31%	59%	25%	20%	35%
Intimate partner violence							
Dating violence prevention programmes	22%	38%	0%	27%	13%	15%	22%
Microfinance with gender equity training	19%	33%	25%	12%	0%	35%	21%
Social and cultural norm-change programmes	41%	67%	56%	48%	25%	50%	49%
Sexual violence							
Prevention programmes for school and college populations	30%	52%	38%	37%	25%	25%	35%
Improving physical environments	15%	24%	50%	29%	25%	40%	29%
Social and cultural norm-change programmes	56%	62%	56%	42%	38%	50%	50%
Elder abuse							
Professional awareness campaigns	11%	24%	44%	37%	0%	25%	26%
Public information campaigns	15%	19%	31%	27%	0%	30%	23%
Caregiver support programmes	15%	43%	56%	51%	25%	35%	39%
Residential care policies	11%	52%	63%	40%	13%	30%	36%



© UN Photo/Logan Abassi.

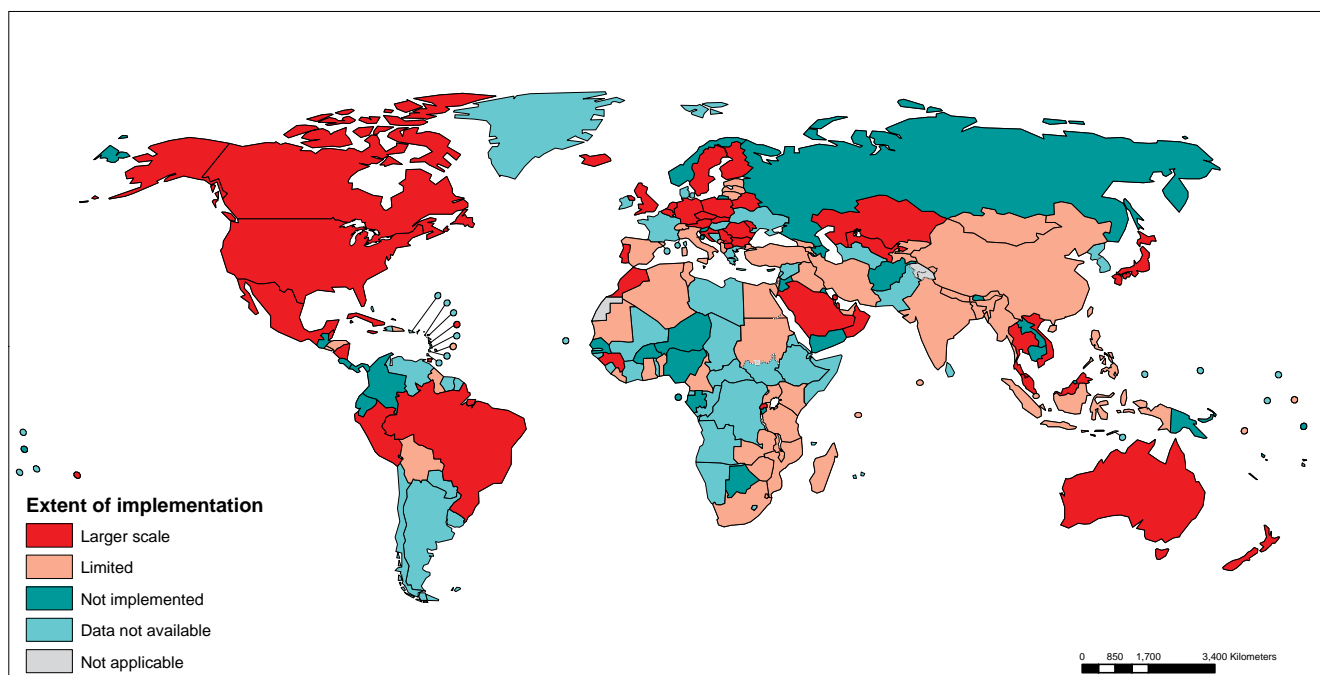
Life skills training and bullying prevention are the most common approaches implemented to address youth violence

Life skills and social development programmes were the most common youth violence prevention approach that countries reported implementing. These types of programmes are designed to help children and adolescents manage anger, resolve conflicts in a non-violent way and develop social problem-solving skills. Systematic reviews of the evidence show that these types of programmes can result in a 15% reduction in violent behaviour in students across all school years and a 29% reduction among students in secondary school (75, 76). Half of surveyed countries reported implementing these types of programmes (see Figure 11), with substantially more countries in the Region of the Americas (71%) and the European Region (63%) implementing these programmes on a larger scale than elsewhere (see Table 5). Bullying prevention programmes were also commonly mentioned, with 47% of countries indicating that they have implemented such programmes.

Efforts are being made to address parent-child relationships and the developmental pathways toward later violent behaviour

It is worth noting that countries reported implementing a number of programmes to promote positive and nurturing relationships between children and their caregivers, and strategies aimed at getting children off to a good start to ensure greater success in school (see Figure 11). There is a strong and growing body of evidence showing the impact of early relationships between children and their caregivers on the structural and functional development of the brain and the subsequent cognitive, emotional and social development of children (77, 78). Children growing up in environments without the benefit of safe, stable and nurturing relationships with parents or other caregivers have difficulty forming relationships with peers and others, lack empathy for others in distress and are at much greater risk of experiencing depression and anxiety, developing poor communication skills and adopting antisocial behaviours. They also have poorer educational attainment and economic productivity over their lifetimes and are more likely to be a perpetrator or victim of violence (59).

Figure 12: Extent to which home visiting programmes are being implemented by country/area, 2012 (n = 133 reporting countries)



There are a number of evidence-based programmes designed to help strengthen early relationships and interactions between children and their caregivers, promote healthy development and improve child behaviour. These include home visiting programmes, which have been shown to reduce child maltreatment by as much as 39%, and other parenting education and parent and child programmes, which have also demonstrated short- and longer-term positive outcomes for children (79–81). About 35% of countries reported implementing home visiting programmes and 38% reported implementing parenting education programmes and pre-school enrichment programmes, although this varied by region (see Table 5). For instance, more countries in the Region of the Americas and in the European Region reported implementing home visiting programmes on a larger scale than countries in other regions (see Figure 12).

Caregiver support programmes are the most commonly reported strategy to prevent elder abuse

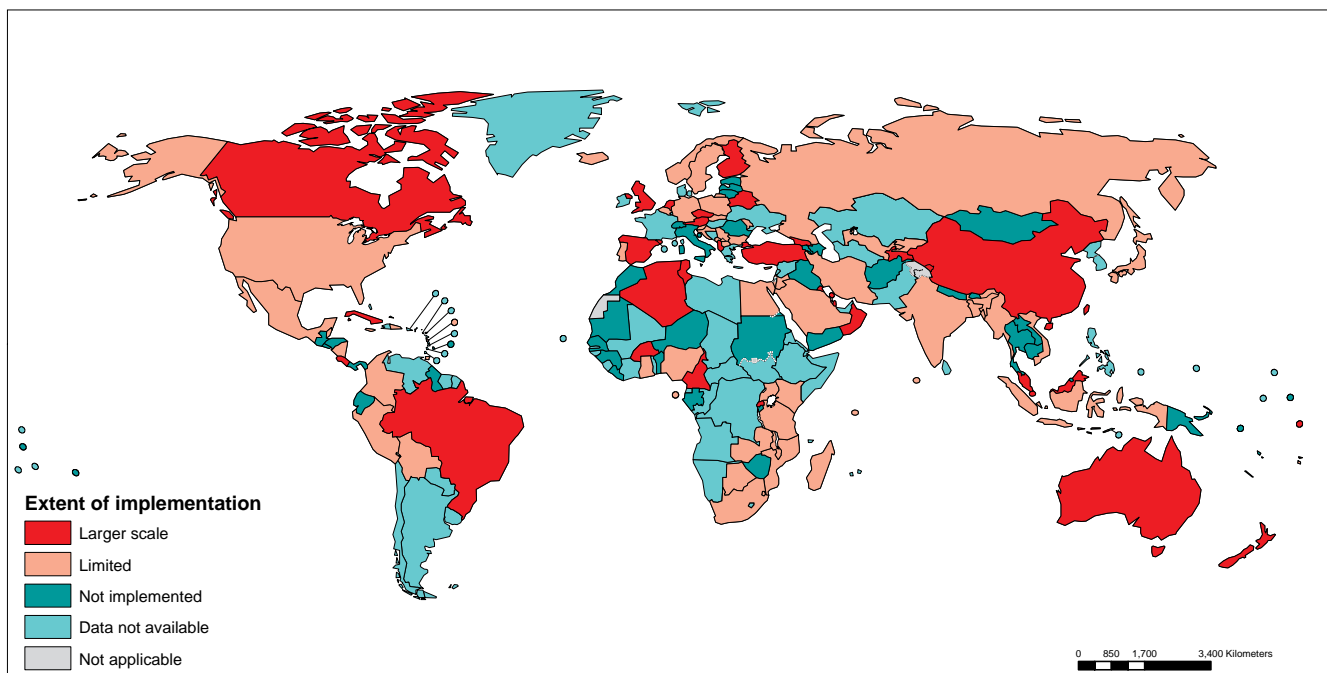
Nearly 40% of countries reported implementing caregiver support programmes to prevent abuse of older adults (see Table 5). These types of programme help caregivers deal with the emotional demands and stresses involved in providing care. More than half of Eastern Mediterranean Region countries (56%) and 51% of European Region countries indicated implementing caregiver support programmes on a

larger scale. However, this was reportedly the case in only 15% of countries in the African Region, and between 25% and 43% of countries in the other regions.

Programmes to improve standards of care within nursing and other residential care homes to reduce the chances of elder abuse were reported by about 36% of countries. Whereas 63% of Eastern Mediterranean Region countries and 52% of countries in the Region of the Americas reported larger scale implementation of residential care policies to prevent elder abuse, this was not the case elsewhere. In the African Region, only 11% of countries reported having implemented these types of policies and procedures on a larger scale, and less than 20% had implemented such programmes only once or a few times.

Implementation of other strategies to prevent elder abuse was limited at best. A quarter of countries (26%) reported having implemented campaigns aimed at educating professionals to recognize the signs and symptoms of elder abuse and improve their problem-solving and case management skills on a larger scale (mostly in the Eastern Mediterranean and European Regions); 23% report having implemented public information campaigns (see Figure 13). In the African Region, the Region of the Americas and South-East Asia Region, most countries reported implementing public information campaigns on a one-off or occasional basis.

Figure 13: Extent to which public information campaigns to prevent elder abuse are being implemented, by country/area, 2012 (n = 133 reporting countries)



Community and problem-orientated policing strategies are widely used

Countries were also asked about policing strategies to prevent violence. Community policing and problem-orientated policing have become important law enforcement strategies to strengthen relationships with communities and address crime, disorderly behaviour and other situations that contribute to fear and insecurity in urban neighbourhoods. A growing evidence base (82) supports their effectiveness in preventing several types of violence (for example, alcohol- and drug-related youth violence), although most studies of community-based and problem-orientated policing are from high-income countries where informal social controls are stronger and the rule of law is intact.

Almost all countries reported using strategies to improve community-police relations such as community policing (99% of countries), and routinely using directed or problem-orientated policing strategies (94%) which require analysis, assessment and community involvement to address crime and disorder problems. Globally, around nine out of ten countries report that police use these two types of strategy.

COUNTRIES CAN DO MORE TO ADDRESS KEY RISK FACTORS FOR VIOLENCE THROUGH POLICY AND OTHER MEASURES

Violence of all types is strongly associated with social determinants such as weak governance; poor rule of law; cultural, social and gender norms; unemployment; income and gender inequality; rapid social change; and limited educational opportunities. Cross-cutting risk factors such as ease of access to firearms and other weapons and excessive alcohol use are also strongly associated with multiple types of violence. Together these factors create a social climate that is conducive to violence and in the absence of efforts to address them, sustained violence prevention gains are difficult to achieve. Any comprehensive violence prevention strategy must therefore identify ways to mitigate or provide a buffer against these risks, including through policy and other measures.

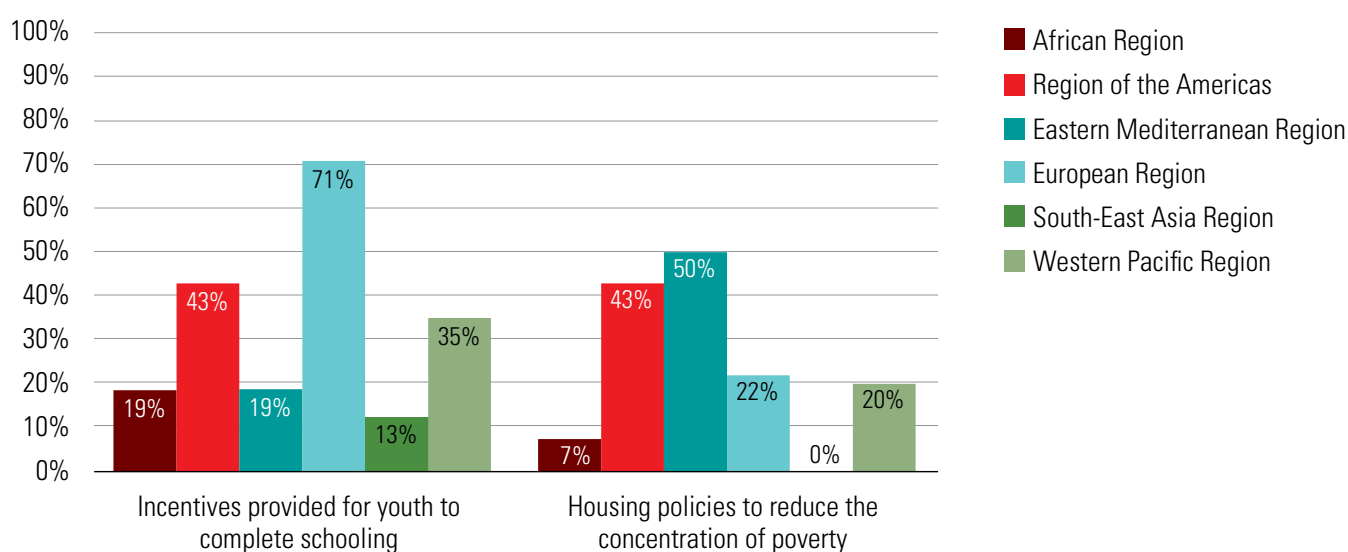
Additional efforts must also be made to strengthen and support relevant institutions to ensure that prevention strategies are effective in achieving their desired aims within the context of these various social determinants. As part of a multisectoral approach to violence prevention, this support may be useful in both justice and security sectors,

as well as in the health, education and social sectors, among others.

Few countries are implementing social and educational policy measures to mitigate key risk factors for violence

About 40% of countries surveyed reported national policies providing incentives for youth at risk of violence to complete secondary schooling, with the lowest percentage (13%) of countries in the South-East Asia Region and the highest (71%) in the European Region (see Figure 14). Poor academic achievement has consistently been linked with delinquency and school failure (83). Students with lower grades are more likely to be involved in physical fighting and other problem behaviour. Weak connections to school, and school dropout, also increase the risk of involvement in violence (83). Conversely, academic enrichment can increase achievement and school attendance, improve literacy and numeracy and enhance social integration (84, 85) – all of which can protect against violence.

Figure 14: Proportion of countries with schooling and housing policies to reduce the risk of violence, by WHO region (n = 133 reporting countries)





© Scott Wallace/The World Bank.

Housing policies at national level to reduce the concentration of poverty in urban areas which were explicitly aimed at reducing violence were rare – only 24% of countries reported having such policies. South-East Asia Region reported none, while 7% of countries in the African Region, 43% in the Region of the Americas and 50% in the Eastern Mediterranean Region reportedly did have such policies. Concentrated poverty is a visible aspect of disadvantage. Communities with high concentrations of poor and unemployed people also tend to have high levels of residential instability, making it difficult for people to establish common values and norms and to develop strong social ties and support networks. There is also a level of disorganization that compromises community participation and makes it difficult to exercise effective social control. These levels of economic and social disadvantage create the conditions for high rates of violence. They exacerbate social marginalization and also contribute to poor physical and mental health.

More countries are tackling the harmful use of alcohol, although patterns of risky drinking behaviour remain very high in several countries

Although levels of alcohol consumption, patterns of drinking and rates of violence differ between countries, there are important links between alcohol and violence across all cultures (61). For instance, harmful alcohol use directly affects physical and cognitive function, leading to reduced self-control, which may make some drinkers more likely to resort to violence in confrontations. Experiencing or witnessing violence can lead to the harmful use of alcohol as a way of coping or self-medicating. Alcohol and violence may also be related through common risk factors (for example, antisocial personality disorder) that contribute to the risk of both heavy drinking and violent behaviour.

Policy measures to reduce the harmful use of alcohol include restrictions on the sale and serving of alcohol – for example, through excise taxes on beer, wine and spirits; reduced hours or days of sale of alcoholic beverages; minimum age for the purchase of alcohol; and regulations on the



density of alcohol outlets (86).³ At least 80% of countries reported having excise taxes on beer, wine and spirits, with no significant differences between income levels. The only exception was excise tax on wine, which almost 29% of high-income countries reported not levying. Several studies have used economic modelling to estimate the effects of alcohol price increases on the incidence of violence. For instance, findings from the United States suggest that a 1% increase in the price of an ounce of pure alcohol would reduce the probability of intimate partner violence against women by 5.3% (87), and a 10% increase in the price of beer would reduce the number of college students involved in violence each year by 4% (88).

There were no large differences by region or income level for the legal minimum age for on- and off-premise alcohol sales. On average, countries reported the legal minimum age for both on- and off-premise sales of alcohol as 18 years.

³ Information on patterns of drinking, per capita alcohol consumption, excise taxes on beer, wine and spirits and legal minimum age for on- and off-premise sales of alcohol presented in the Country profile pages (see Part VIII) and here are based on data from the *WHO Global status report on alcohol and health, 2014* (86). These data were collected during the same time period and using a similar standardized methodology as those gathered for this report.

For decision-makers, acknowledging the importance of implementing policy measures to mitigate school dropout, concentrated poverty and the harmful use of alcohol, alongside other prevention strategies to address the key risk factors for violence, is an essential prerequisite to achieve societies and communities that are both safe and healthy.

Nearly all countries include measures to regulate access to firearms, although laws themselves and populations covered vary widely

Firearms increase the likelihood of death and serious injury when used in acts of violence and are frequently used to threaten individuals in violent encounters. Several case-control studies, ecological time-series and cross-sectional studies across countries indicate that gun availability is a risk factor for homicide, particularly firearms homicide (20, 89).

Measures to prevent firearms-related injuries include those addressing access, supply and use of firearms, and restrictions on the secondary trading of firearms. They include, for example, bans on specified firearms or ammunition, background checks, waiting periods and other licencing requirements, laws to prevent child access, and restrictions for certain settings (for example, school premises, carrying guns in public places, etc.). Internationally, the Firearms Protocol of the UN Convention on Organized Crime (90) provides a framework for states to control and regulate licit arms and arms flows, prevent their diversion into the illegal circuit and facilitate the investigation and prosecution of related offences without hampering legitimate firearm transfers (90).

Nearly all countries in the survey (99%) across all regions reported having national laws to regulate firearms, including: mandatory background checks before issuing a licence to purchase or own a firearm (96%); laws restricting access to handguns, shotguns and automatic firearms (95%, 96% and 96% respectively); and laws restricting the carrying of firearms in public (98%). Fewer countries – about two thirds – report having special firearms control programmes such as gun buy-backs and firearms collection and destruction programmes, with about 60%–63% of countries in the Western Pacific Region, the Region of the Americas and the European Region having such programmes. The nature of the restrictions, the populations covered (for example, all citizens or certain age groups), licencing agents and the processes for implementing the requirements, however,

vary across countries. Examples of restrictions from various countries are presented in Table 6.

Two systematic reviews and one meta-analysis summarize the effects of various strategies to prevent firearm-related violence. One systematic review (92) concluded that there is insufficient evidence to determine whether firearm laws have any effect on violence. A recent meta-analysis (93) suggests that bans on the sale of firearms had small effects and law enforcement strategies had moderate effects in reducing gun violence. Another systematic review (94) finds that directed police patrols focusing on illegal gun carrying can prevent gun crimes (including murders, shootings, gun robberies and gun assaults). These studies conclude that

more research is needed to determine the effectiveness of waiting periods, background checks, zero-tolerance policies in schools and other measures to limit firearms use in settings where they are already widely available. With one exception (92), these reviews also conclude that strategies addressing access to firearms, such as bans on firearms, and the enactment and enforcement of laws against the illegal possession and carrying of firearms, show promise. Subsequent to these reviews, a new study from South Africa finds that stricter licensing and reduced circulation of firearms accounted for an estimated 4585 lives saved across five major cities between 2001–2005 (95).



© UN Photo/Sophia Paris.

Table 6: Firearm restrictions in selected countries^a

Country	Background check	Minimum age for purchase	Licence denied or revoked where family violence is present	Limits on ammunition	Private sales permitted
Austria	Yes, criminal and mental health	18 years; 21 years for handguns	No	Only allowed to possess ammunition for intended weapon	Yes
Brazil	Yes, criminal, mental health and employment	25 years, with a few exceptions	No	Any quantity permitted	Yes
China	No civilian may lawfully acquire, possess or transfer a firearm or ammunition				
Colombia	Yes, criminal and mental health	18 years	Yes	Information not available	Information not available
Finland	Yes, criminal and mental health	18 years (15 with parental consent)	No	Any quantity permitted	Yes
Japan	Yes, criminal and mental health	18 years	No	Any quantity permitted	No
Mexico	Yes, criminal, mental health, physical and addiction	18 years	No	500 .22 cartridges, 1000 shotgun cartridges, 200 cartridges for other weapons	No
Nigeria	Yes, criminal, mental health and addiction	17 years	No	Only as much as prescribed by licence	No
South Africa	Criminal, mental, medical, domestic violence, addiction, employment, previous gun licences	21 years, with some exceptions	Yes	Up to 2400 primers or 200 cartridges per firearm	No
Sweden	Yes, criminal and mental health	18 years	Yes	Only allowed to possess ammunition for intended weapon	No
United States of America	Yes, criminal, mental health, addiction, domestic violence (only when purchasing through a federally licenced dealer). Some states impose further restrictions	18 years for shotguns and rifles; 21 years for handguns and other weapons	Yes	Restrictions based on age and for certain types of ammunition (e.g. armour piercing)	Yes

^a Source: GunPolicy.org [website] hosted by the University of Sydney (<http://www.gunpolicy.org/>, accessed 20 August 2014) (91).

LAWS RELEVANT TO VIOLENCE HAVE BEEN WIDELY ENACTED BUT ENFORCEMENT IS INADEQUATE

The enactment and enforcement of legislation on crime and violence are critical for establishing norms of acceptable and unacceptable behaviour, and creating safe and peaceful societies. Of particular importance are strategies to enable safe reporting of interpersonal violence and ensuring that legal protection and support are available to all citizens (96). In certain circumstances, the threat of criminal sanctions can have a deterrent effect, for instance on people with strong social ties or when the certainty – but not necessarily the severity – of sanctions is high. An important objective for violence prevention is therefore to strengthen collaboration between public health, the criminal justice sector and key security institutions such as the police in order to increase the chance that potential perpetrators of violence will be deterred and prevented from committing crime in the first place (and if not, at least held accountable for their actions). Where necessary, support to strengthen the relevant institutions in these sectors can help to improve enforcement levels.

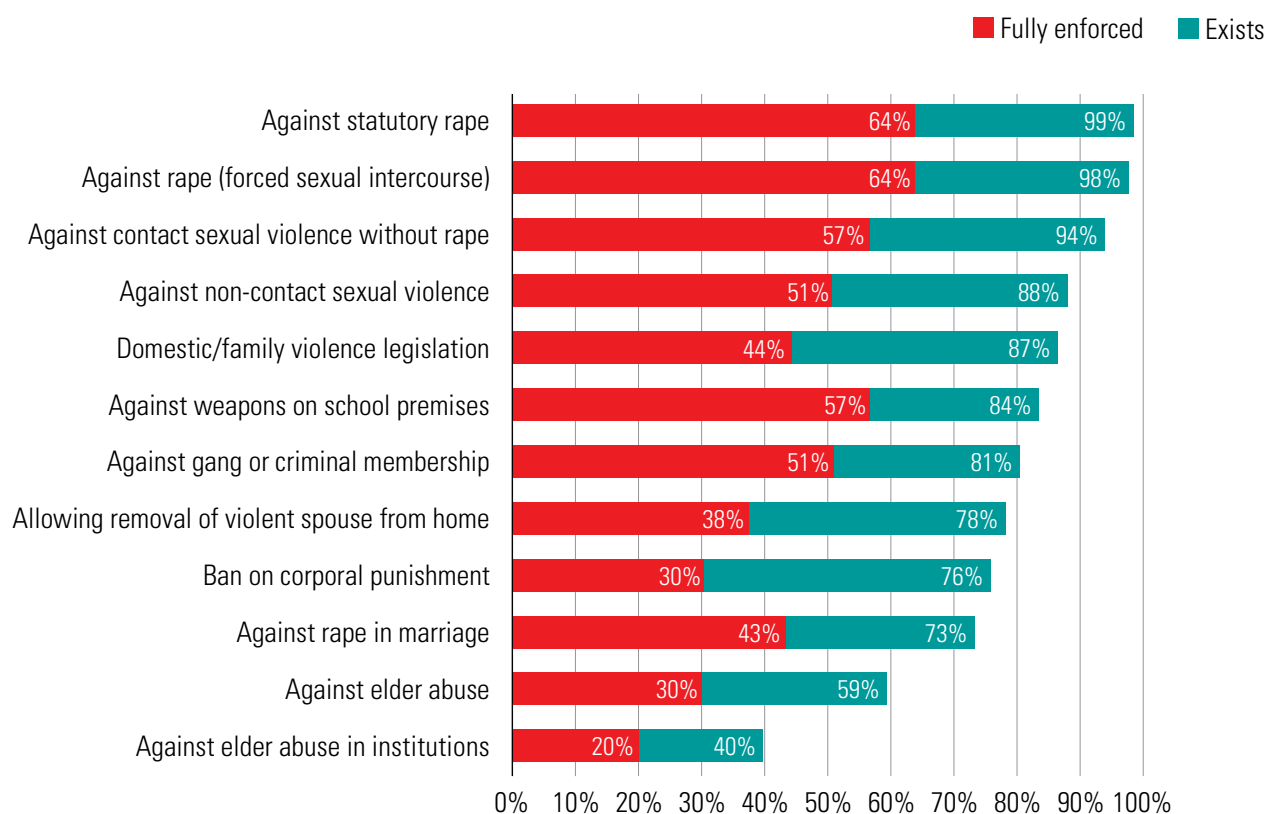
Legislation is a key component of any violence prevention policy or plan. For instance, appropriate legislation can encourage parents to move away from using harsh physical discipline toward their children, and can help to promote attitudes and beliefs that reject violence against women. Where social convictions or deeply entrenched traditions fuel harmful practices (such as child marriage or female genital mutilation) legal reform can mobilize key actors and institutions in efforts to end such practices. Accordingly, in the most successful cases where the law has led to a change in attitudes and behaviour, adoption of the law has been accompanied by wide awareness-raising initiatives, public information and education campaigns, capacity-building for relevant professionals, and the social mobilization of a wide range of strategic actors including opinion leaders, religious and local leaders.

Laws against violence send a clear message to society about unacceptable behaviour and legitimize the actions needed to ensure people's safety at all times.

Countries were asked about the existence and enforcement of laws relating to various forms of violence, including laws that address several forms of violence against women (for example, sexual violence). The findings from the survey indicate that laws relevant to violence have been widely enacted. On average, about 80% of countries have enacted each of the violence prevention laws surveyed. However, this ranges from a low of 40% for the existence of laws to prevent elder abuse in institutions to a high of 98% for laws on rape (see Figure 15).

There were no significant differences by income level in the proportion of countries with laws in place to prevent various forms of violence: the average proportion of countries reporting laws to prevent violence was 76%, 77% and 82% for low-, middle- and high-income countries respectively. The only exception to this related to laws preventing elder abuse, where the average proportion of high-, middle- and low-income countries with each of the laws to prevent elder abuse was reported as 33%, 62% and 69% respectively. There were, however, many more regional differences. For example, the proportion of countries in the African Region (52%) and Western Pacific Region (50%) with laws recognizing rape within marriage as a crime was reportedly much lower than in the Region of the Americas (91%) or the European Region (98%).

Figure 15: The proportion of countries with laws to prevent violence and the extent to which countries report these laws as being fully enforced (n = 133 reporting countries)



For all laws, levels of reported enforcement were usually much lower than the enactment of legislation

Overall, the average proportion of countries in which each of the laws was reported to have been enacted was 80%, while the average proportion of countries in which each of the laws was reportedly enacted and fully enforced was 57%. The biggest gaps between the reported existence and enforcement of laws – a difference of 46 and 43 percentage points respectively – related to bans on corporal punishment and to domestic/family violence legislation. Focusing on better enforcement of existing laws is likely to lead to significant violence prevention gains. This should include attending to institutional mechanisms and resources, and increasing human capacity to ensure that enacted legislation is doing what it is intended to do – protect people from violence, hold perpetrators accountable and create environments that are safe for all citizens.

With the exception of countries in the European Region, less than half of countries reported that bans on corporal punishment were fully enforced. There is some evidence to suggest that enactment of a ban may be sufficient to change attitudes and behaviour around the use of corporal punishment. For instance, findings from a multi-country study conducted in five European countries (three with bans on corporal punishment and two without) found that nearly all forms of corporal punishment were used less in countries with bans than in those in which corporal punishment was lawful (97). Parents in countries with bans in place were also less accepting of corporal punishment and stated that their knowledge of the ban was one of four factors that most affected whether or not they used corporal punishment. Other factors influencing them included the parent’s definition of physical violence, personal approval of corporal punishment, and their own experience of childhood violence.

AVAILABILITY OF SERVICES TO IDENTIFY, REFER, PROTECT AND SUPPORT VICTIMS VARIES MARKEDLY

Providing high-quality care and support services to victims is important for reducing trauma, helping victims heal and preventing repeat victimization and perpetration. There are many services for victims of violence, including: emergency response services for injured victims; other health services to identify and address the longer-term impact of violence on health; community services related to housing; victim advocacy; substance abuse and mental health services; and legal and social support services.

Countries were asked about a subset of these services. These included: the availability of mental health services; the extent to which child and adult protective services were available; whether mechanisms were in place to identify and provide referral services for victims; whether medico-legal services were available for victims of sexual violence; and the availability of legal services relating to victim compensation and representation in criminal courts.

Mental health services are not widely available in several regions even though the need for them may be very high

Despite strong evidence linking experiences of violence to mental health problems, less than half of countries (49%) reported the availability of mental health services to address the needs of victims. However, this varied widely across regions: two thirds of countries in the Region of the Americas and the European Region reported that these services were available to assist victims, compared to only 15% in African Region countries (see Figure 16). This suggests a critical gap, particularly in countries where the need for such services may be especially high based on what we know about rates of physical, sexual and other forms of violence across the different WHO regions. Addressing the needs of victims with trauma-focused care, cognitive behavioural therapy or other low-intensity psychological interventions and other mental health services can potentially mitigate the serious mental health outcomes of abuse.

Figure 16: Proportion of countries reporting implementation of mental health services for victims of violence at larger scale (n = 133 reporting countries)

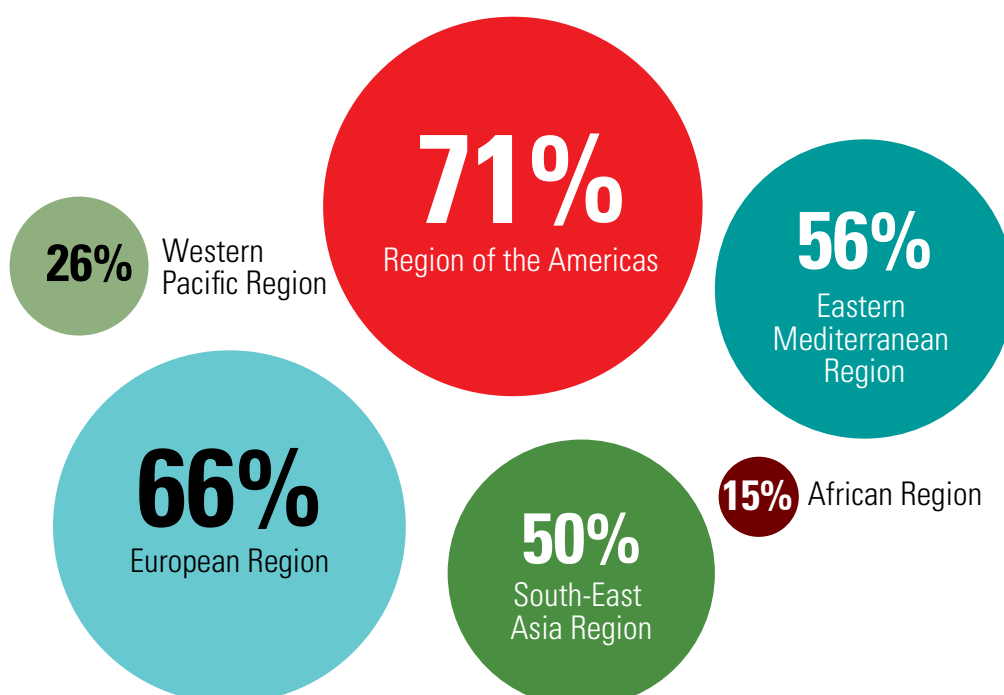
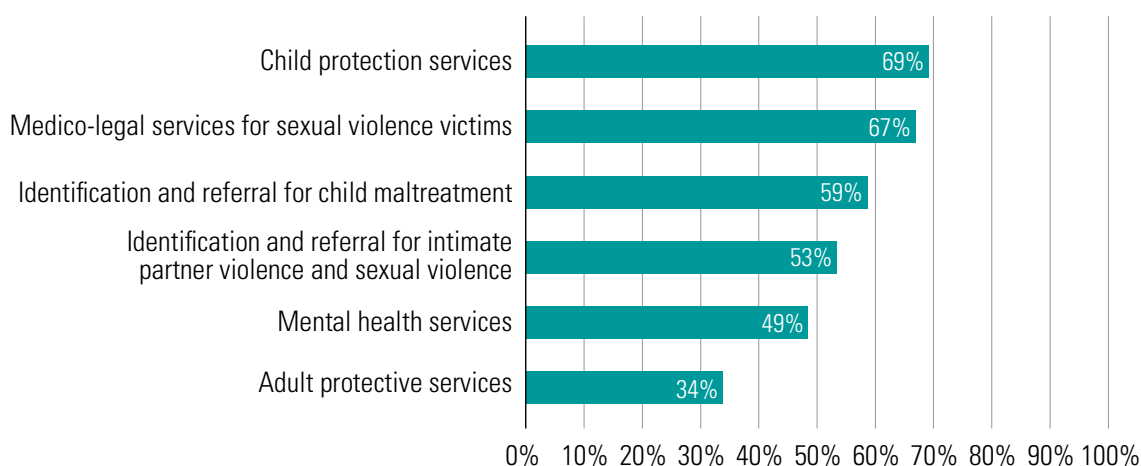


Figure 17: Proportion of countries with identification, referral and support services available, by type of service (n = 133 reporting countries)



Child protection services are the most widely available of all services

Child protection services were the most widely reported of all services (69%), followed by medico-legal services for victims of sexual violence (see Figure 17). About eight out of every 10 countries in the Region of the Americas and in the Eastern Mediterranean and European Regions reported having systems in place to identify and investigate potential cases of child maltreatment. This was also the case for three quarters of countries in the South-East Asia Region. Other types of screening and referral services (for example, through maternal and child health programmes) to identify and support potential victims of child maltreatment were also reported by 59% of countries. However, in both instances, these services were more commonly reported by high-income countries (80%) than low-income countries (33%).

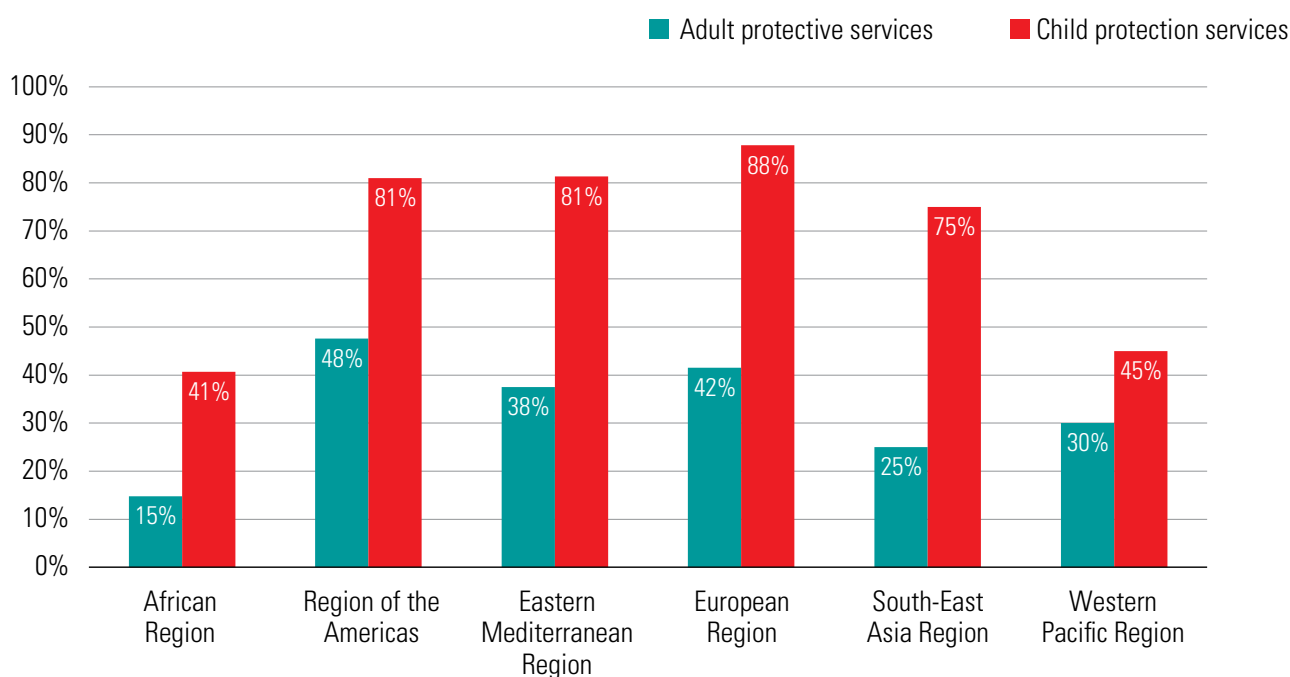
Although child protection services are present in many countries, these services are often dispersed, fragmented and poorly resourced, and may in fact have a detrimental impact on the protection of child victims of violence (14). As a result, even when such services are available, child victims and their families may fail to use them and a lack of information about existing services, the fear of seeing confidentiality broken, and concerns about reprisals can further undermine the quality of child protection services (14).

Two thirds of countries indicated that they do not have adult protective services in place to assist vulnerable older adults

Of all the services included in the survey, adult protective services were the least reported by countries. Only one third of countries indicated that they have adult protective services in place to investigate potential cases of elder abuse and assist vulnerable older adults. The lack of adult protective services, particularly in contrast to child protection services, was consistent across all regions (see Figure 18). Countries furthest along in efforts to protect and support older adults include these services as part of their national policy (29, 98). The United States, for example, has a fully developed system for reporting and treating cases of elder abuse. Services are designed to provide elder abuse victims with a coordinated, interdisciplinary system of social and health services which enable them to continue living independently at home and to protect them against further abuse.

With a rapidly ageing population, the need to strengthen the system of adult protection is important. By 2030, older adults are projected to comprise 13% of the world population – one in eight people will be aged 65 years or older (99). While low- and middle-income countries will experience the most rapid growth in ageing, with increases of up to 140%, high-income countries are expected to experience increases averaging 51% (99).

Figure 18: Proportion of countries with child and adult protective services, by WHO region (n = 133 reporting countries)



Referral and support services for violence against women are available in half of the world’s countries, but information is lacking on the quality, coverage and uptake of these services

WHO recommends asking women about exposure to intimate partner violence when assessing conditions that may have been caused or complicated by intimate partner violence in order to provide appropriate follow-up care and support. Asking all women about their experiences with intimate partner violence is not recommended in all settings. Women who disclose violence should be provided with immediate support and care that is responsive to their concerns, and which helps them access information, resources and further support (7). Comprehensive care (including emergency contraception, prophylaxis for HIV and other sexually transmitted infections and psychological support) should be provided to survivors of rape and sexual assault.

About half of countries (53%) reported the availability of identification, referral and support services for women who have experienced intimate partner violence or sexual violence (see Figure 17), with more high-income countries reporting the availability of such services (61%) than

middle- (53%) or low-income countries (38%). Two-thirds of countries, on the other hand, indicated availability of medico-legal services for victims of sexual assault, making these services the most frequently reported services available to victims after child protective services. Countries were not asked about the nature, coverage and quality of such services or about the consistency with which these services are offered to victims, or how many victims make use of them. Victims of sexual assault require comprehensive and gender-sensitive services from trained health care providers to help them recover from the traumatic event and lessen both short- and long-term health consequences (7). Medico-legal services, in particular, are important for women who may wish to pursue legal action (100, 101). National health systems as a whole need to address violence against women by providing high-quality care and services that are timely, effective, sensitive to the needs of victims and their safety, and provided by well-trained professionals.

Victim support services often extend beyond medical and other care. Legal representation in criminal courts and receiving compensation from the state are important for all types of interpersonal violence as well. While the majority of countries (86%) report having laws providing victims with legal representation and participation in criminal courts,

only 52% report victim compensation legislation. Both the existence of such laws and the extent to which they are reportedly enforced also varies by country income level,

with the existence and enforcement of such laws being much greater in high-income countries than in low- and middle-income countries.



Part IV – The way forward



CONCLUSIONS

This *Global status report on violence prevention 2014* uses a standardized method to assess the measures countries are taking to prevent and respond to interpersonal violence. It includes 133 countries, accounting for 88% of the world's population. The report brings violence prevention in line with other issues such as alcohol and health, climate change, mental health, road safety, tobacco, and tuberculosis, where regularly repeated assessments along the lines of this report allow countries to set baselines and targets and monitor progress over time.

The *Global status report on violence prevention 2014* for the first time provides a detailed picture of the global violence prevention landscape some 12 years after the *World report on violence and health* was launched, with its nine recommendations for action. The results show that there are many efforts under way around the world to prevent and respond to violence:

- Two thirds of the countries report national action plans to address child maltreatment and violence against women compared to around half reporting plans for youth violence prevention; just 40% report plans for elder abuse, armed violence and gang violence prevention.
- Prevention activity is under way, with about half of surveyed countries reporting implementing primary prevention programmes such as life skills training and bullying prevention programmes to prevent youth violence, and social and cultural norm-change strategies to address violence against women; more than one third of countries also reported implementing programmes addressing parent-child relationships and some of the early developmental pathways toward later violent behaviour.
- Over half of the countries have each of the services surveyed in place to identify, refer, protect and support victims of violence.
- Almost 80% of countries have enacted each of the violence prevention laws surveyed.
- Problem-orientated and community-based policing are in place in most of the countries that participated in the survey.

The *Global status report on violence prevention 2014* also uncovers many gaps in global violence prevention that need

to be filled. Knowledge about the true extent of the problem of interpersonal violence in many countries is hindered by a lack of data. Without such data it is difficult to develop effective national plans of action and policies, prevention programmes and services for victims. National action plans for all types of violence are frequently formulated in the absence of data and too often fail to address elder abuse, armed violence and gang violence. Mechanisms or lead agencies to coordinate multisectoral work addressing all forms of violence are exceedingly rare, in spite of being recognized as a cornerstone of the public health approach to violence prevention. Uptake of prevention programmes is highly uneven, with consistent gaps in the African, South-East Asia and much of the Western Pacific Regions. Prevention programmes are also not being implemented in a manner and on a level necessary to achieve significant and sustainable reductions in violence. While countries are implementing strategies to change sociocultural norms, much more needs to be done to implement effective strategies to promote gender equitable norms and empower women in order to prevent intimate partner violence and sexual violence. Elder abuse remains one of the most neglected types of violence.

While globally there is more attention given to victim services than to prevention, important services such as mental health and adult protective services are nonetheless lacking in half or more of surveyed countries. Globally, enforcement of laws relevant to all types of violence remains weak: on average, each of the laws surveyed was reported to be fully enforced by just over half of the countries. Key social and educational policies addressing multiple types of violence, such as incentives for youth to complete schooling, and housing policies to alleviate poverty, remain too rare across much of the world. Filling these gaps should be a priority.

Strengths and limitations of the report

The *Global status report on violence prevention 2014* has four notable strengths. Its main strength is the comprehensiveness of its coverage. It is comprehensive in the types of measures it covers – national action plans, agencies responsible for violence prevention, information systems, data collection capacity, policies, prevention

programmes, laws and victim services. In relation to most of these measures it also includes a subnational assessment, i.e. at provincial or state level. It is comprehensive in the types of interpersonal violence it covers – armed violence, gang violence, child maltreatment, youth violence, intimate partner violence, sexual violence and elder abuse. Given the sensitivity of the issue of interpersonal violence in many countries, and that this is the first attempt at conducting such a survey, its geographical coverage can also be viewed as comprehensive – 133 of WHO's 196 Member States are included, accounting for 88% of the world's population; this ranges from 63% of the population of the Eastern Mediterranean Region to 97% of the populations of the South-East Asia and Western Pacific Regions.

A second strength is the standardized method used. The method was designed to increase the accuracy and completeness of data submitted to WHO by requiring respondents from multiple sectors to take part in consensus meetings and reach agreement on the final answers, drawing on all relevant documents available in the country. An additional benefit of this method was that it helped to build bridges between sectors by linking individuals and institutions working on violence in the same country. Several National Data Coordinators observed that the consensus group meeting was the first time that practitioners from different sectors had met to discuss violence prevention and victim services. Furthermore, the nomination and training of National Data Coordinators, followed by close collaboration with them throughout the data collection and validation process, has sown the seeds of regional violence prevention networks.

A third strength of the report is that almost all data included have been endorsed by the governments of the countries concerned. This ensures recognition by government of the problem as described in the report, which is a prerequisite for governments taking responsibility for addressing interpersonal violence.

A final strength is that this report has generated, on the basis of statistical models, comparable homicide estimates across countries for homicide rates, numbers, and breakdown by sex and mechanism. This has been done by drawing on multiple sources – including data reported by countries from public health and criminal justice data sources – which were then combined with other existing datasets.

However, as with any study, there are limitations. First, there is the possibility that many responses overestimated the extent and quality of national violence prevention activities. Data collection involved the use of self-administered questionnaires which respondents initially completed by themselves before discussion in the consensus meetings. This can introduce a number of potential biases. In addition, a degree of subjectivity was introduced as respondents were asked to rate their perceptions of the degree to which laws relevant to the different types of violence were enforced, and the extent to which prevention programmes were being implemented. The systematic inclusion of independent experts from academia or civil society to help verify government responses could have helped to reduce these biases.

Second, while the survey method provided an assessment of the existence of national action plans, policies, prevention programmes, laws, and victim services (and in certain cases their level of implementation and reported enforcement), it was not designed to assess their quality. For instance, the survey asked about types of programmes. It did not gather information on the specific programmes implemented in countries or gather details about these programmes in order to assess the extent to which delivered programmes were the ones with documented evidence of effectiveness or, at a minimum, whether the programmes implemented include evidence-based principles and practices. With regard to laws, the report did not evaluate the quality of legislation (for example, exact scope, quality of legislative texts, political neutrality, flexibility or enforceability).

Third, not all policies, programmes, victim services and laws relevant to violence prevention were examined in this report. Included were those best supported by evidence and judged by experts to be the most important. Fourth, while the method proved successful in collecting data on levels of fatal violence, it was less successful in gathering prevalence data on non-fatal violence. It will be important to draw lessons from the process of carrying out this first report for any subsequent *Global status reports on violence prevention*. Overcoming these limitations will, however, require a more time-consuming and labour-intensive data collection method.

RECOMMENDATIONS: NATIONAL, REGIONAL AND INTERNATIONAL

The findings of the *Global status report on violence prevention 2014* are relevant to national, regional and global violence prevention efforts. Across all these levels they offer an unprecedented opportunity for violence prevention stakeholders to come together and step up their activities and investments to a level commensurate with the burden and severity of the problem. For instance, by showing the extent to which national action plans are driven by data, the findings provide pointers for governments, regional bodies and international violence prevention partners on how they should steer national planning exercises in a more data-driven direction. By highlighting gaps in prevention programming and service delivery by type of violence, stakeholders at all three levels have an opportunity to correct imbalances in preventive attention. Perhaps most importantly, whether at national or international level, the findings represent a set of indicators and a baseline measure to track future progress and to help set targets within countries and internationally.

National level

A primary aim of the report is to identify gaps in national violence prevention efforts and to stimulate actions to address them. Accordingly, countries should review the report's findings for their countries in relation to regional and global findings and in this way develop a roadmap for how their existing violence prevention efforts can be improved. Where necessary, this review could be done by reconvening the intersectoral expert groups that were established during the data collection process. The review should pay particular attention to the following recommendations deriving from the main findings of the report and the gaps it identified.

Strengthen data collection to reveal the true extent of the problem. Vital registration and police systems for collecting data on violence-related deaths should be evaluated for the completeness and accuracy of the data they collect; their use of international classifications of fatal and non-fatal violence (ICD-10 and UNODC international classification of crime); breakdown by age, sex, homicide mechanism and victim-perpetrator relationship; and

timeliness of their reporting. Similar efforts should be made to improve data on incidents of violence with non-fatal consequences treated in hospital emergency departments and other victim care facilities. Existing recent population-based national and subnational surveys of the prevalence of all the main types of interpersonal violence should be identified. While police and service-based reporting provides important data on the most severe forms of violence that result in death or serious injury, country specific national population-based surveys play an important role in documenting more hidden forms of violence. Several officials were unaware that high-quality national surveys had been carried out within their borders. Where none exists, conducting such surveys – using instruments that produce valid and cross-culturally comparable findings and with the help of international experts if required – and periodically repeating them to assess changes over time should be made a priority.

Develop comprehensive and data-driven national action plans. All countries should critically review the extent to which national action plans are comprehensive and address all forms of violence, and are informed by nationally representative data on the magnitude and characteristics of violence and the risk and protective factors for violence. Such plans provide a framework that can strengthen efforts to address specific types of violence, and given the strong connections between the different types of violence they have the potential to accelerate overall violence prevention gains.

Integrate violence prevention into other health platforms. Because violence is a risk factor for outcomes such as HIV and sexually transmitted diseases, mental health and substance abuse disorders, and because immunization programmes, early childhood development and school health programmes may already be well developed, countries should integrate violence prevention into other health platforms that already exist.

Strengthen mechanisms for leadership and coordination. Mechanisms for the leadership and coordination of violence prevention activities – including key rule of law institutions – should be established where they are weak or non-existent. Systems for the exchange of information should be reviewed for the extent to which they are focused on preventing violence. Ideally, these mechanisms should be forums that periodically convene representatives of relevant sectors to discuss the latest available data on violence with a view to identifying emerging problems (and their underlying risk factors) so that appropriate interventions can be made in time.

Ensure prevention programmes are comprehensive, integrated and informed by evidence. The extent to which prevention programmes address all types of violence should be reviewed. Greater attention should be given to integrating prevention and response efforts across the different types of violence because programmes that simultaneously address multiple types of violence can help to reduce the costs and complexity of addressing them separately. For instance, programmes to support new parents and promote gender equality and non-violent social and cultural norms, life skills training for children and youth, and policies to reduce access to and the misuse of alcohol all have the potential to prevent several types of violence. Prevention programmes identified through the survey should be qualitatively examined with a view to assessing how far their content and mode of delivery conform to evidence-based best practices, and, where needed, modified so that they more closely approximate evidence-based best practices. More attention must be given to putting in place prevention programmes that go beyond awareness-raising and instead bring about lasting social and cultural changes that move societies towards more egalitarian and non-violent norms.

Ensure that services for victims are comprehensive and informed by evidence. Services to identify, refer and protect victims should be carefully assessed to determine whether they provide comprehensive and sensitive high-quality services and referrals, and how widely they are available and accessible to victims, in particular those who are less likely to seek and access such services and are victims of the most hidden and stigmatized forms of violence (for example, violence against women, child maltreatment and elder abuse). As with prevention programmes, there is a need to ascertain the extent to which they conform to evidence-based best practice. Particular attention should be

paid to further developing mental health and adult protective services in the many countries where they remain weak. The development of victim services should be complemented by the scaling up of prevention programmes that can contribute to reducing the need for services.

Strengthen support for outcome-evaluation studies. In relation to prevention programmes and victim services, strengthening support for outcome-evaluation studies should be a priority. The surprisingly large number of violence prevention programmes and services for victims being implemented once or a few times in many low- and middle-income countries suggests that there is great potential to close the current gap in the evidence base between high-income countries (which account for 90% of all published outcome-evaluation studies of violence prevention programmes), and low- and middle-income countries, where the development of such programmes is a priority. National stakeholders should use the report to identify violence prevention programmes and victim services in low- and middle-income countries that could be subject to outcome evaluation, with the help of international partners when required, and facilitate the conduct of such evaluations.

Enforce existing laws and review their quality. That laws against most forms of violence have been enacted in the majority of countries should not breed complacency. Little is known about the quality of these laws, and a careful review of these laws against internationally recognized standards of quality of legislation would be an important step to consider. Just as importantly, with on average only 57% of countries reporting that each of the laws surveyed was fully enforced, this report shows that the enforcement of existing laws should be a priority. Awareness campaigns to publicize the laws, and increase public understanding of and support for them, should be considered. Where necessary, institutions in relevant sectors such as the justice, security, health, education and social sectors should be strengthened and supported to ensure the quality of law and policy-making, as well as enforcement efforts.

Implement and enact policies and laws relevant to multiple types of violence. Policies and laws which address multiple types of violence (such as incentives for youth to complete schooling, and laws designed to reduce access to, and misuse of, alcohol) must be more widely implemented and enacted, and resources to do so developed. The violence prevention potential of these policies and laws should be better harnessed by ensuring that trends in

violence are factored in when any amendments are made to them.

Build capacity for violence prevention: Although capacity-building is not explicitly assessed in the *Global status report on violence prevention 2014*, developing national action plans, coordination mechanisms, information systems, policies, programmes, services and laws to prevent and respond to violence clearly cannot happen without the requisite human and institutional capacity to do so. Thus a key cross-cutting recommendation is the critical importance of training the work force and building up the institutions and networks over time so that other recommendations listed here can be acted upon effectively.

Regional and international levels

Strengthening the global violence prevention agenda.

International partners should draw upon the findings of the report to enhance their calls for increased investment in global violence prevention efforts. By clearly demonstrating the extent to which violence prevention has been taken up by governments at all levels of development in all regions of the world, the report shows that violence prevention is a topic of widespread concern, and that, if offered, increased financial and technical support for national violence prevention work is likely to be enthusiastically accepted. By changing the nature of such support to fill the gaps in policies, laws, prevention programmes and outcome-evaluation studies highlighted by this report, the global violence prevention agenda can be considerably strengthened.

Strengthen support for comprehensive and integrated violence prevention programming.

By coming together across the lines of their interests in specific types of violence, international organizations and donors can support a more streamlined approach to prevention that, in addition to providing programmes which focus on specific types of violence, prioritizes integrated prevention policies and programmes to address several types of violence simultaneously.

Increase collaboration between international organizations and donor agencies.

Many international and regional organizations, such as the UNDP, UNFPA, UNODC, UNICEF, UN Women and WHO, and the African Union, the Inter-American Development Bank, the Caribbean Community, the Council of Europe, and the League of Arab States, have developed policy instruments, funding streams,

advocacy platforms and normative guidance materials to support national violence prevention efforts. Greater efforts should be made to foster collaboration and coordinated action between these organizations, particularly in view of the post-2015 agenda on sustainable development, which in all likelihood will prominently include violence prevention. Donor agencies, many of whom have been supporting violence prevention projects, should collaborate more closely to increase coherence and synergy in the field and avoid duplication.

Set baselines and targets, and track progress.

At international level, the global violence prevention field has lacked the necessary indicators to establish common baselines and shared targets for its efforts to advance national violence prevention efforts. The findings of this report help fill this gap, and along with information from other initiatives (for example, UNODC reports on homicide; *Together for Girls* Violence Against Children Surveys; WHO's multi-country study on women's health and domestic violence against women, and its global and regional estimates of the prevalence of violence against women), lend themselves to the generation of violence prevention baselines and targets on the basis of which countries can monitor their progress.

A growing body of research shows that much interpersonal violence can be effectively prevented and its far-reaching consequences mitigated. This report shows that many countries have begun to implement prevention programmes and victim services, and to develop the national action plans, policies and laws required to support violence prevention programmes and response efforts. At international level, high-level resolutions that commit Member States to tackling interpersonal violence within their countries and through the establishment of networks and partnerships have been adopted. Yet this survey shows that serious gaps remain and that much work is still required before the full potential of the growing violence prevention field is realized. No country can rest on its laurels and assume it has successfully addressed interpersonal violence. The international community must continue to recognize interpersonal violence as an important health, criminal justice, development and gender equality issue, and must step up its support for the prevention of and response to all forms of violence.

REFERENCES

1. WHO Global Health Observatory Data Repository [online database]. Geneva: World Health Organization; 2014 (<http://apps.who.int/gho/data/node.main.CODNUMBER?lang=en>, accessed 20 August 2014).
2. Krug E, Dahlberg L, Mercy J, Zwi A, Lozano R. World report on violence and health. Geneva: World Health Organization; 2002.
3. World Health Organization. Preventing suicide: a global imperative. Geneva: World Health Organization; 2014.
4. World Health Organization. Report of the WHO global consultation on violence and health, Geneva, 2–3 December 1996. Unpublished report.
5. World Health Organization. WHO multi-country study on women's health and domestic violence against women. Geneva: World Health Organization; 2005.
6. World Health Organization Department of Reproductive Health and Research, London School of Hygiene and Tropical Medicine, South African Medical Research Council. Global and regional estimates of violence against women: prevalence and health effects of intimate partner violence and non-partner sexual violence. Geneva: World Health Organization; 2013.
7. World Health Organization. Responding to intimate partner violence and sexual violence against women: WHO clinical and policy guidelines. Geneva: World Health Organization; 2013.
8. United Nations Educational, Scientific and Cultural Organization (UNESCO). Seville Statement on Violence, Spain (subsequently adopted by UNESCO at the twenty-fifth session of the General Conference on 16 November 1989). Rome: United Nations Educational, Scientific and Cultural Organization; 1986 (http://portal.unesco.org/education/en/ev.php-URL_ID=3247&URL_DO=DO_TOPIC&URL_SECTION=201.html, accessed 3 June 2013).
9. United Nations General Assembly. United Nations Guidelines for the Prevention of Juvenile Delinquency (the Riyadh guidelines). A/RES/45/112. New York: General Assembly of the United Nations; 1990.
10. United Nations Economic and Social Council. Action to promote effective crime prevention. ECOSOC Resolution 2002/13. New York: Economic and Social Council of the United Nations, 2002.
11. General Assembly of the United Nations. Convention on the Rights of the Child. General Assembly Resolution 44/25, 20 November 1989. Geneva: Office of the High Commissioner for Human Rights; 1989.
12. Pinheiro PS. World report on violence against children. Geneva: United Nations; 2006.
13. Pinheiro PS. World report on violence against children: Secretary-General's study on violence against children. New York: United Nations; 2006.
14. Representative of the Secretary General on Violence against Children. Toward a world free from violence: global survey on violence against children. New York: Office of the Special Representative of the Secretary General on Violence against Children; 2013.
15. United Nations General Assembly. Declaration on the elimination of violence against women. A/RES/48/104. New York: United Nations; 1994.
16. United Nations General Assembly. Strengthening crime prevention and criminal justice responses to violence against women. A/RES/65/228. New York: General Assembly of the United Nations, 2011.
17. World Health Organization. Global status report on road safety. Geneva: World Health Organization; 2009.
18. Organisation for Economic Development and Cooperation. Armed violence reduction: enabling development. Paris: OECD Publishing; 2009.

19. Geneva Declaration Secretariat. Global burden of armed violence 2011: lethal encounters. Cambridge: Cambridge University Press.
20. United Nations Office on Drugs and Crime. 2011 Global study on homicide: trends, contexts, data. Vienna: United Nations Office on Drugs and Crime; 2011.
21. United Nations Office on Drugs and Crime. Global study on homicide 2013. Vienna: United Nations Office on Drugs and Crime; 2013.
22. Stöckl H, Devries K, Rotstein A, Abrahams N, Campbell J, Watts C, Moreno CG. The global prevalence of intimate partner homicide: a systematic review. *Lancet*. 2013; 382(9895): 859–65.
23. Gawryszewski VP, Silva MMA, Malta DC, Kegler SR, Mercy JA, Mascarenhas MDM et al. Violence-related injury in emergency departments in Brazil. *Revista Panamericana De Salud Publica-Pan American Journal of Public Health*. 2008;24(6):400–8.
24. Injury prevention and control: data and statistics (WISQARSTM) [Internet]. United States Centers for Disease Control and Prevention. 2014 (<http://www.cdc.gov/injury/WISQARS/>, accessed 20 August 2014).
25. Nicol A, Knowlton LM, Schuurman N, Matzopoulos R, Zargaran E, Cinnamon J et al. Trauma surveillance in Cape Town, South Africa: an analysis of 9236 consecutive trauma center admissions. *Jama Surgery*. 2014;149(6):549–56.
26. Chrisler JC, Ferguson S. Violence against women as a public health issue. *Annals of the New York Academy of Science*. 2006;1087:235–49.
27. Black MC. Intimate partner violence and adverse health consequences: implications for clinicians. *American Journal of Lifestyle Medicine*. 2011;5(5):428–439.
28. Leeb TR, Lewis T, Zolotor AJ. A review of physical and mental health consequences of child abuse and neglect and implications for practice. *American Journal of Lifestyle Medicine*. 2011;5(5):454–468.
29. Wolf R, Daichman L, Bennett G. Abuse of the elderly. In: Krug E, Dahlberg L, Mercy J, Zwi A, Lozano R, editors, *World report on violence and health*. Geneva: World Health Organization; 2002: 125–145.
30. Stoltenborgh M, Bakermans-Kranenburg MJ, van Ijzendoorn MH, Alink LRA. Cultural-geographical differences in the occurrence of child physical abuse? A meta-analysis of global prevalence. *International Journal of Psychology*. 2013;48(2):81–94.
31. Stoltenborgh M, Bakermans-Kranenburg MJ, Alink LRA, van Ijzendoorn MH. The universality of childhood emotional abuse: a meta-analysis of worldwide prevalence. *Journal of Aggression, Maltreatment & Trauma*. 2012;21(8).
32. Stoltenborgh M, Bakermans-Kranenburg MJ, van Ijzendoorn MH. The neglect of child neglect: a meta-analytic review of the prevalence of neglect. *Social Psychiatry and Psychiatric Epidemiology*. 2013;48(3):345–55.
33. Stoltenborgh M, van Ijzendoorn MH, Euser EM, Bakermans-Kranenburg MJ. A global perspective on child sexual abuse: meta-analysis of prevalence around the world. *Child Maltreatment*. 2011;16(2):79–101.
34. Reza A, Breiding MJ, Gulaid J, Mercy JA, Blanton C, Mthethwa Z et al. Sexual violence and its health consequences for female children in Swaziland: a cluster survey study. *Lancet*. 2009;373(9679):1966–72.
35. United Nations Children’s Fund, United States Centers for Disease Control and Prevention, Muhimbili University of Health and Allied Sciences. *Violence against children in Tanzania: findings from a National Survey 2009*. Dar es Salaam: United Nations Children’s Fund; 2011.
36. *Violence against children in Kenya. Findings from a 2010 national survey. Summary report on the prevalence of sexual, physical and emotional violence, context of sexual violence, and health and behavioral consequences of violence experienced in childhood*. Nairobi, Kenya: United Nations Children’s Fund Kenya Country Office, Division of Violence Prevention, National Center for Injury Prevention and Control, United States Centers for Disease Control and Prevention, and the Kenya National Bureau of Statistics; 2012.
37. Zimbabwe National Statistics Agency. *National baseline survey on life experiences of adolescents report*. Harare: Zimbabwe National Statistics Agency; 2011.
38. Cooper C, Selwood A, Livingston G. The prevalence of elder abuse and neglect: a systematic review. *Age and Ageing*. 2008;37(2):151–60.

39. Manthorpe J, Biggs S, McCreddie C, Tinker A, Hills A, O'Keefe M et al. The UK national study of abuse and neglect among older people. *Nursing Older People*. 2007;19(8):24–6.
40. Lowenstein A. Elder abuse and neglect – 'old phenomenon': new directions for research, legislation and service developments (2008 Rosalie S Wolf Memorial Elder Abuse Prevention Award – international category lecture). *Journal of Elder Abuse and Neglect*. 2009;21(3):278–87.
41. WHO Regional Office for Europe. European report on preventing elder maltreatment. Copenhagen: WHO Regional Office for Europe; 2011.
42. Bellis MA, Hughes K, Leckenby N, Jones L, Baban A, Kachaeva M et al. Adverse childhood experiences and associations with health-harming behaviours in young adults: surveys in the European Region. *Bulletin of the World Health Organization*. 2014; 92:641–655B. doi: <http://dx.doi.org/10.2471/BLT.13.129247>.
43. Danese A, Moffit T, Harrington H et al. Adverse childhood experiences and adult risk factors for age-related disease, depression, inflammation, and clustering of metabolic risk markers. *Archives of Pediatric and Adolescent Medicine*. 2009;163(12):1135–1143.
44. Felitti VJ, Anda RF, Nordenberg D, Williamson DF, Spitz AM, Edwards V et al. Relationship of childhood abuse and household dysfunction to many of the leading causes of death in adults – the adverse childhood experiences (ACE) study. *American Journal of Preventive Medicine*. 1998;14(4):245–58.
45. Norman RE, Byambaa M, De R, Butchart A, Scott J, Vos T. The long-term health consequences of child physical abuse, emotional abuse and neglect: a systematic review and meta-analysis. *Plos Medicine*. 2012;9(11).
46. Andrews GJ, Corry J, Slade T, Issakidis C, Swanton H. Child sexual abuse. In: Ezzati M, Lopez AD, Rodgers A, Murray CJL, editors. *Comparative quantification of health risks: global and regional burden of disease attributable to selected major risk factors (Vol. 1)*. Geneva: World Health Organization; 2004:1851–1940.
47. Abramsky T, Devries K, Kiss L, Nakuti J, Kyegombe N, Starmann E et al. Findings from the SASA! study: a cluster randomized controlled trial to assess the impact of a community mobilization intervention to prevent violence against women and reduce HIV risk in Kampala, Uganda. *BMC Medicine*. 2014;12.
48. Fulu E, Jewkes R, Garcia-Moreno C, on behalf of the UN Multi-country Cross-sectional Study on Men and Violence research team. Prevalence of and factors associated with male perpetration of intimate partner violence: findings from the UN multi-country cross-sectional study on men and violence in Asia and the Pacific. *Lancet Global Health* 2013; 1: e187–207.
49. World Health Organization. *Manual for estimating the economic costs of injuries due to interpersonal and self-directed violence*. Geneva: World Health Organization; 2008.
50. Fang X, Brown DS, Florence C, Mercy JA. The economic burden of child maltreatment in the United States and implications for prevention child abuse neglect. *Child Abuse and Neglect*. 2012;36(2):156–165.
51. National Center for Injury Prevention and Control. *Costs of intimate partner violence against women in the United States*. Atlanta (Georgia): Centers for Disease Control and Prevention; 2003.
52. World Health Organization. *Preventing violence and reducing its impact: how development agencies can help*. Geneva: World Health Organization; 2008.
53. Harrendorf S, Heiskanen M, Malby S. *International statistics on crime and justice*. Helsinki: European Institute for Crime Prevention and Control, affiliated with the United Nations (HEUNI); 2010.
54. *International Statistical Classification of Diseases and related health problems 10th Revision [Internet]*. Geneva: World Health Organization; 2014 (<http://apps.who.int/classifications/icd10/browse/2010/en>, accessed 20 August 2014).
55. United Nations Office on Drugs and Crime. *Principles and framework for an international classification of crimes for statistical purposes: report of the UNODC/UNECE task force on crime classification to the Conference of European Statisticians*. Vienna: United Nations Office on Drugs and Crime; 2012.
56. World Health Organization. *Preventing child maltreatment: a guide to taking action and generating evidence*. Geneva: World Health Organization; 2006.

57. Gilbert R, Widom CS, Browne K, Fergusson D, Webb E, Janson S. Child Maltreatment 1 – burden and consequences of child maltreatment in high-income countries. *Lancet*. 2009;373(9657):68–81.
58. World Health Organization. Preventing intimate partner and sexual violence against women: taking action and generating evidence. Geneva: World Health Organization; 2010.
59. World Health Organization. Violence prevention: the evidence. Preventing violence through the development of safe, stable and nurturing relationships between children and their parents or caregivers. Geneva: World Health Organization; 2009.
60. World Health Organization. Violence prevention: the evidence. Preventing violence by developing life skills in children and adolescents. Geneva: World Health Organization, 2009.
61. World Health Organization. Violence prevention: the evidence. Preventing violence by reducing the availability and harmful use of alcohol. Geneva: World Health Organization; 2009.
62. World Health Organization. Violence prevention: the evidence. Guns, knives and pesticides: reducing access to lethal means. Geneva: World Health Organization; 2009.
63. World Health Organization. Violence prevention: the evidence. Promoting gender equality to prevent violence against women. Geneva: World Health Organization; 2009.
64. World Health Organization. Violence prevention: the evidence. Changing social and cultural norms that support violence. Geneva: World Health Organization; 2009.
65. World Health Organization. Violence prevention: the evidence. Reducing violence through victim identification, care and support programmes. Geneva: World Health Organization; 2009.
66. Foshee VA, Bauman KE, Ennett ST, Linder F, Benefield T, Suchindran C. Assessing the long-term effects of the safe dates program and a booster in preventing and reducing adolescent dating violence victimization and perpetration. *American Journal of Public Health*. 2004;94(4):619–24.
67. Foshee VA, Bauman KE, Ennett ST, Suchindran C, Benefield T, Linder GF. Assessing the effects of the dating violence prevention program 'Safe dates' using random coefficient regression modeling. *Prevention Science*. 2005;6(3):245–58.
68. Foshee VA, Reyes HLM, Ennett ST, Cance JD, Bauman KE, Bowling JM. Assessing the effects of families for 'Safe dates', a family-based teen dating abuse prevention program. *Journal of Adolescent Health*. 2012;51(4):349–56.
69. Whitaker DJ, Morrison S, Lindquist C, Hawkins SR, O'Neil JA, Nesius AM et al. A critical review of interventions for the primary prevention of perpetration of partner violence. *Aggression and Violent Behavior*. 2006;11(2):151–66.
70. Wolfe DA, Wekerle C, Scott K, Straatman AL, Grasley C, Reitzel-Jaffe D. Dating violence prevention with at-risk youth: a controlled outcome evaluation. *Journal of Consulting and Clinical Psychology*. 2003;71(2):279–91.
71. Wolfe DA, Crooks C, Jaffe P, Chiodo D, Hughes R, Ellis W et al. A school-based program to prevent adolescent dating violence a cluster randomized trial. *Archives of Pediatrics and Adolescent Medicine*. 2009;163(8):692–9.
72. Pronyk PM, Hargreaves JR, Kim JC, Morison LA, Phetla G, Watts C et al. Effect of a structural intervention for the prevention of intimate-partner violence and HIV in rural South Africa: a cluster randomised trial. *Lancet*. 2006;368(9551):1973–83.
73. Kim JC, Watts CH, Hargreaves JR, Ndhlovu LX, Phetla G, Morison LA et al. Understanding the impact of a microfinance-based intervention on women's empowerment and the reduction of intimate partner violence in South Africa. *American Journal of Public Health*. 2007;97(10):1794–802.
74. Croce-Galis M, editor. Strategies for change: breaking barriers to HIV prevention, treatment and care for women. New York: Open Society Institute; 2008.
75. Hahn R, Fuqua-Whitley D, Wethington H, Lowy J, Crosby A, Fullilove M et al. Effectiveness of universal school-based programs to prevent violent and aggressive behavior: a systematic review. *American Journal of Preventive Medicine*. 33(2S): S114-S129.
76. Lösel F, Beelman A. Child social skills training. In: Welsh BC, Farrington DP, editors. Preventing crime: what works for children, offenders, victims, and places. Dordrecht, Netherlands: Springer; 2006:33–45.
77. Knudsen EI, Heckman JJ, Cameron JL, Shonkoff JP. Economic, neurobiological and behavioral perspectives on building America's future workforce. *Proceedings of the National*

- Academy of Sciences of the United States of America. 2006;103(27):10155–62.
78. Phillips DA, Shonkoff JP. From neurons to neighborhoods: the science of early childhood development: Washington DC: National Academies Press; 2000.
 79. Bilukha O, Hahn RA, Crosby A, Fullilove MT, Liberman A, Moscicki E et al. The effectiveness of early childhood home visitation in preventing violence – a systematic review. *American Journal of Preventive Medicine*. 2005;28(2):11–39.
 80. Melhuish E, Belsky J, Leyland AH, Barnes J. Effects of fully-established Sure Start Local Programmes on 3-year-old children and their families living in England: a quasi-experimental observational study. *Lancet*. 2008;372(9650):1641–7.
 81. MacMillan HL, Wathen CN, Barlow J, Fergusson DM, Leventhal JM, Taussig HN. Child Maltreatment 3 – Interventions to prevent child maltreatment and associated impairment. *Lancet*. 2009;373(9659):250–66.
 82. Weisburd D, Telep CW, Hinkle JC, Eck JE. Is problem-oriented policing effective in reducing crime and disorder? Findings from a Campbell Systematic Review. *Criminology & Public Policy*. 2010;9(1):139–72.
 83. Herrenkohl TI, Maguin E, Hill KG, Hawkins JD, Abbott RD, Catalano RF. Developmental risk factors for youth violence. *Journal of Adolescent Health*. 2000;26(3):176–86.
 84. Reynolds AJ, Temple JA, Robertson DL, Mann EA. Long-term effects of an early childhood intervention on educational achievement and juvenile arrest: a 15-year follow-up of low-income children in public schools. *Journal of the American Medical Association*. 2001;285(18):2339–46.
 85. Posner JK, Vandell DL. Low-income children’s after-school care – are there beneficial effects of after-school programs? *Child Development*. 1994;65(2):440–56.
 86. World Health Organization. Global status report on alcohol and health 2014. Geneva: World Health Organization; 2014.
 87. Markowitz S. The price of alcohol, wife abuse and husband abuse. *Southern Economic Journal*, 2000, 67: 279–303.
 88. Grossman M, Markowitz S. Alcohol regulation and violence on college campuses. In Grossman M, Hsieh CR eds. *Economic analysis of substance use and abuse: the experience of developed countries and lessons for developing countries*. Cheltenham, UK: Edward Elgar; 2001.
 89. Hemenway D, Miller M. Firearm availability and homicide rates across 26 high-income countries. *Journal of Trauma Injury Infection and Critical Care*. 2000;49(6):985–8.
 90. United Nations General Assembly. Protocol against the Illicit Manufacturing of and Trafficking in Firearms, Their Parts and Components and Ammunition, supplementing the United Nations Convention against Transnational Organized Crime. A/RES55/255). New York: General Assembly of the United Nations; 2001.
 91. GunPolicy.org [Internet]. The University of Sydney. 2014 (<http://www.gunpolicy.org/>, accessed 20 August 2014).
 92. Hahn RA, Bilukha O, Crosby A, Fullilove MT, Liberman A, Moscicki E et al. Firearms laws and the reduction of violence – a systematic review. *American Journal of Preventive Medicine*. 2005;28(2):40–71.
 93. Makarios MD, Pratt TC. The effectiveness of policies and programs that attempt to reduce firearm violence: a meta-analysis. *Crime and Delinquency*. 2012;58(2):222–44.
 94. Koper CS, Mayo-Wilson E. Police strategies to reduce illegal possession and carrying of firearms: effects on gun crime. *Campbell Systematic Reviews*. 2012:11. doi: 10.4073/csr.2012.11.
 95. Matzopoulos RG, Thompson ML, Myers JE. Firearm and nonfirearm homicide in 5 South African cities: a retrospective population-based study. *American Journal of Public Health*. 2014;104(3):455–60.
 96. Keane J, Bell P. Confidence in the police: balancing public image with community safety – a comparative review of the literature. *International Journal of Law Crime and Justice*. 2013;41(3):233–46.
 97. Bussmann K-D, Erthal C, Schroth A. Effects of banning corporal punishment in Europe – a five-nation comparison. In: Durrant JE, Smith AB, editors. *Global pathways to abolishing physical punishment*. New York: Routledge; 2011:299–322.
 98. Penhale B. National and international policies to prevent elder abuse. In: Donnelly PDD, Ward C, editors. *Oxford*

textbook of violence prevention. Oxford: Oxford University Press; 2014:279–284.

99. Lopez AD, Beggs S, Bos E. Demographic and epidemiological characteristics of major regions, 1990–2001. In: Lopez AD, Mathers CD, Ezzati M, Jamison DT, Murray CJL, editors. Global burden of disease and risk factors. Washington (DC): World Bank; 2006:17–44.
100. World Health Organization. Guidelines for medico-legal care of victims of sexual violence. Geneva: World Health Organization; 2003.
101. World Health Organization, Department of Reproductive Health and Research, UNFPA and UNHCR. Clinical management of rape survivors: developing protocols for use with refugees and internally displaced persons. Geneva: World Health Organization; 2004.

Part V – Explanatory notes



METHOD FOR DATA COLLECTION AND VALIDATION

The data collection and validation method used for this report was modelled on that used in WHO's first *Global status report on road safety (1)* and is shown in Figure 19. It involved systematically gathering data and other information from each country, coordinated by a National Data Coordinator. Within each country the questionnaire was completed by individual respondents representing ministries of health, justice, law enforcement and the police, education, gender and women, children and social development, and, where relevant, nongovernmental organizations working on violence prevention.

The questionnaire used the recommendations of the *World report on violence and health (2)* and subsequent WHO violence prevention guidance documents as the basis for its content. The scientific evidence base for intervention effectiveness was used to identify specific prevention programmes selected for inclusion, and questions were formulated about programmes of proven or promising effectiveness in preventing different types of violence. Information about other programmes or approaches was also gathered, particularly in areas where fewer evidence-based programmes exist, such as for elder abuse and sexual violence prevention. In these areas, programmes or approaches included in the questionnaire were based on expert opinion. The selection of questions about prevention laws specific to each type of violence was also guided by expert opinion.

The questionnaire covered the following areas:

- data (e.g. homicide numbers, rates and trends; mechanism of homicide; the existence of national or subnational population-based survey data on non-fatal violence for each of the different types of violence);
- action plans and agency involvement in violence prevention (e.g. the existence of national action plans to address the different types of violence; governmental and nongovernmental agencies involved in violence prevention activities, including a lead agency to coordinate prevention activities);
- prevention policies and laws relevant to multiple types of violence (alcohol policies and laws, social and educational policies, policing strategies, firearms laws);

- child maltreatment prevention programmes (e.g. home visiting, parenting education and parent-child support programmes) and laws (e.g. against corporal punishment and child marriage);
- youth violence prevention programmes (e.g. life skills training and mentoring programmes, bullying prevention, after-school supervision, pre-school enrichment) and laws (e.g. against weapons on school premises, prohibiting gang membership);
- intimate partner violence prevention programmes (e.g. school-based dating violence prevention programmes and programmes to change social and cultural norms that are supportive of violence) and laws (e.g. against rape in marriage, allowing for the removal of a violent spouse from the home);
- sexual violence prevention programmes (e.g. programmes for school and college populations and programmes to improve the physical environment, for instance by improving street lighting in public spaces and providing special carriages on trains) and laws (e.g. against rape, against contact and non-contact sexual violence);
- elder abuse prevention programmes (e.g. programmes to provide support for caregivers and to improve residential care policies, professional awareness and public information campaigns) and laws (e.g. against elder abuse, including in institutions);
- health services for victims of violence (e.g. mental health services for victims of violence, child protection services, adult protective services, medico-legal services for victims of sexual violence, and identification, referral and support for victims of child maltreatment and violence against women);
- legal services (e.g. requiring that the state compensate victims of violence for their suffering).

The questionnaire and survey method were developed in close consultation with an international expert committee of violence prevention researchers and practitioners, and widely reviewed by representatives of international and regional organizations working on the prevention of violence, governmental and nongovernmental organizations, and academic institutions.

Figure 19: Method of data collection and validation



In addition to the questionnaire there was a protocol providing detailed descriptions of each stage of the data collection, validation and clearance process, a glossary defining the main technical terms, and a set of PowerPoint training materials. The questionnaire and consensus method were piloted in Malaysia, Mexico, the Philippines and The former Yugoslav Republic of Macedonia during the first quarter of 2012, and minor adjustments were made based on the pilot.

The questionnaire, protocol, glossary and training materials were developed and made available in Arabic, Chinese, English, French, German, Portuguese, Russian and Spanish. Following their recruitment, National Data Coordinators were trained via webinars. The implementation of the full survey began in June 2012 and ended in July 2014.

Data collection and validation

Following training, National Data Coordinators (see table A1 in Statistical annex) convened a consensus meeting involving a multisectoral group of up to 10 violence prevention experts. The method stipulated that the following sectors should be among the respondents in each country:

- Ministry of Health or department responsible for public health;
- Ministry of Justice;
- Ministry responsible for law enforcement and the police;
- Ministry of Interior;
- Ministry of Education;
- Ministry responsible for gender and women;
- Ministry responsible for children and social development.

In addition, the method noted that respondents from national statistics offices, nongovernmental organizations working on violence prevention and academics or representatives of other research institutions working on violence prevention research could also be represented in the consensus meeting. Respondents were asked to complete the questionnaire independently and then discuss each of the answers at the consensus meeting where the respondents would agree as a group on one final country response, which was then submitted to WHO.

After the country consensus meeting, the National Data Coordinator submitted a draft of the completed questionnaire to WHO regional and global violence prevention technical staff. These staff validated the responses by checking them against independent databases where these existed (for example, UNODC's global homicide statistics database, End Corporal Punishment's online database of national corporal punishment laws); through consultation with independent experts from the country in question, and through Internet-based searches. Findings of the validation process were then discussed with the National Data Coordinators who amended the questionnaire responses, until, usually after several iterations, a fully validated draft was agreed upon. National Data Coordinators then submitted the validated draft to the relevant ministry for official permission to include the final data in the report, following which they sent the finalized questionnaire to WHO by email and uploaded the information into an online database specially created for the project.

While most countries followed the standardized method, in six countries (Australia, Canada, Germany, Japan, New Zealand and Singapore) the questionnaire was completed by the National Data Coordinator (see Table A1 in Statistical annex) using input from multiple sectors, and no consensus meeting was held.

Final data were received from 133 participating countries and areas (see Table 7). These 133 countries and areas account for 88% of the world's population.

Table 7: Country participation in the survey, by WHO region and income group

WHO region	Number of WHO Member States and Associate Members	Countries/areas participating	% of regional population covered by participating countries	Non-participating Member States/ Associate Members
African	47	27 (13 middle-income countries, 14 low-income countries)	70	Angola, Cabo Verde, Central African Republic, Chad, Comoros, Congo, Cote d'Ivoire, Democratic Republic of the Congo, Equatorial Guinea, Eritrea, Ethiopia, Gambia, Guinea-Bissau, Lesotho, Mali, Mauritius, Namibia, Sierra Leone, South Sudan, Togo
Americas	35	21 (4 high-income countries, 17 middle-income countries)	88	Antigua and Barbuda, Argentina, Bahamas, Barbados, Chile, Grenada, Haiti, Paraguay, Puerto Rico, Saint Kitts and Nevis, Saint Lucia, Saint Vincent and the Grenadines, Suriname, Uruguay
Eastern Mediterranean¹	22	16 (6 high-income countries, 9 middle-income countries, 1 low-income country)	63	Djibouti, Lebanon, Libya, Pakistan, Somalia, Syria
European	53	41 (25 high-income countries, 14 middle-income countries, 2 low-income countries)	83	Andorra, Bosnia and Herzegovina, Denmark, France, Greece, Hungary, Ireland, Luxembourg, Malta, Monaco, Turkmenistan, Ukraine
South-East Asia	11	8 (5 middle-income countries, 3 low-income countries)	97	Democratic People's Republic of Korea, Sri Lanka, Timor-Leste
Western Pacific²	27	20 (5 high-income countries, 14 middle-income countries, 1 low-income country)	97	Marshall Islands, Micronesia, Nauru, Niue, Palau, Republic of Korea, Tonga
GLOBAL	195	133 (39 high-income countries, 73 middle-income countries, 21 low-income countries)	88	

¹ Includes one non-member area, the West Bank and Gaza Strip.

² Includes one Associate Member, Tokelau.

References

1. World Health Organization. Global status report on road safety. Geneva: World Health Organization; 2009.
2. Krug E, Dahlberg L, Mercy J, Zwi A, Lozano R. World report on violence and health. Geneva: World Health Organization; 2002.

ESTIMATING GLOBAL HOMICIDE DEATHS

Most countries that record information on homicide deaths rely on vital registration or criminal justice reporting systems, and often use both. In civil registration and vital statistics systems, homicides are coded as a cause of death according to the International Classification of Diseases. The criminal justice systems typically rely on administrative data collected through the police and court system.

For the purposes of generating comparable estimates of homicide across countries, two databases were combined: the WHO Mortality Database (1), which contains vital registration data, and criminal justice statistics previously compiled by the UNODC (2,3). For countries with long time series of high quality reporting data for homicides, estimates of homicide rates from 2000–2012 were derived directly from the reported data, after adjustment to deal with underreporting. For countries without high quality reporting data for homicides across most of the 2000–2012 period, estimates were obtained from a hierarchical regression model. For countries with model-based homicide estimates, the levels and trends indicated by those estimates are more appropriately interpreted as guides to priority setting and understanding the likely homicide burden within a country, as opposed to evidence of the effectiveness of national policies on homicide.

Types of health statistics

The reported number of homicide deaths in vital registration and criminal justice data sources are not necessarily the most accurate estimate of homicide deaths, and in cases where both systems are present in a country, discrepancies are sometimes apparent. Moreover, countries' definitions of homicide may differ, which reduces the comparability of reported values for homicide rates across countries. Given this, three types of homicide statistics were used to prepare this report:

- *Reported homicide deaths*
The number of homicide deaths as reported by countries" in their response to the *Global status report on violence prevention 2014* survey is presented in the Country profiles, Annex A3. These reported homicide deaths may

come from data systems that are incomplete, or may use inconsistent definitions for homicide.

- *Adjusted homicide deaths*
Systems reporting homicide deaths may not always capture all homicide deaths in a country. This can occur when some deaths are not captured by the vital registration or criminal justice reporting system, or when deaths that are recorded are incorrectly classified as due to causes other than homicide. Previous work on the WHO Mortality Database developed methods for quantifying these biases in vital registration data, after which data are either excluded if there is evidence of large underreporting or misclassification, or adjusted in cases where the issues are less severe. This process leads to a set of adjusted homicide deaths that are corrected for underreporting and misclassification.
- *Comparable homicide estimates*
Unfortunately, many countries do not yet have robust data collection systems for measuring their homicide rates. To address this data gap, modelling is used to derive homicide estimates for countries that do not have high quality data on homicides. These model-based estimates, combined with adjusted homicide deaths from countries with high-quality data on homicide, provide a comparable set of homicide estimates for all Member States.

Estimation strategy for homicide rates

National homicide rates for year 2012 were estimated based on an in depth analysis of homicide data from 2000 to 2012, with countries grouped into two main estimation categories. For countries with 8 or more years of recent high quality data on homicide from at least one source between 2000 and 2012, estimates were computed directly from the data. For countries without long time series of high-quality data, regression modelling was used to project national homicide rates, combining information on observed levels of homicide rates across regions and countries with covariates that explain variation in levels of homicide.

Directly estimated homicide rates

Reported numbers of homicide deaths were obtained through vital registration or criminal justice reporting systems. The estimates provided in this country consultation rely primarily on two data sets that contain such information: the WHO Mortality Database (1), which contains vital registration data, and criminal justice statistics compiled by UNODC for its global studies on homicide (2, 3), which incorporate data from the United Nations Surveys on Crime Trends and the Operations of Criminal Justice Systems. In several cases, responses that were collected through the *Global status report on violence prevention 2014* survey duplicated observations from the WHO and UNODC data bases. In a few cases, data from the survey were also included (see below). Crude homicide rates were computed using UN Population Division estimates for country population size.

Country data on homicide were extracted from the WHO Mortality Database, in which homicides from vital registration systems are defined according the International Classification of Disease by codes ICD-10: X85-Y09, Y87.1 or ICD-9: E960-E969. Country vital registration data were included in the estimation process if they met data quality inclusion criteria. To be included, country vital registration data had to be at least 70% complete and no more than 30% of injuries could be classified as intent undetermined. Final counts of homicides from the vital registration data were then computed by adjusting reported homicides upwards to correct for incompleteness, as well as redistributing injuries of undetermined intent pro rata across injury causes, including homicide. These adjusted vital registration data were used for subsequent estimation processes.

The use of criminal justice data for the estimation of homicide rates is complicated by the fact that there is currently no reliable way to estimate the degree of completeness of criminal justice reporting systems. This differs from vital registration systems that attempt to record all causes of death, which allows for comparisons between total deaths recorded by vital registration to deaths implied by trends in population numbers as a means to assess completeness. For criminal justice systems, which only record crime-related deaths, there are no comparator data sets (in the absence of a vital registration system) to enable an assessment of completeness. Given that vital registration data is often incomplete, there is justifiable concern that criminal justice data may in some cases be incomplete as well. For these estimates, duration of police reporting was

used an indicator of the quality of the reporting system, and police data from the UNODC data base were included if they contained values for homicide deaths for 8 or more years from 2000 to 2012 (over 60% of years with an observation) and at least one observation year since 2008. Analyses undertaken for this report comparing vital registration and criminal justice data also suggested that in countries with high quality vital registration systems, criminal justice data may typically underreport homicides by 15%. It is likely that underreporting in criminal justice systems is higher in countries without functioning vital registration systems, but that cannot be assessed given the available data. Given this, police data were excluded if their homicide rates were lower than the minimum nationally observed homicide rate from any country with a high quality vital registration system (Japan), which led to the exclusion of police data for Egypt and Indonesia.

Many countries had data included from both vital registration and criminal justice reporting systems. As the final data set of national homicide rates was restricted to sources with a consistent definition of homicide, the primary concern over the accuracy of observed homicide rates was that of underreporting. Therefore, within a country, preference was given to data sources reporting a higher rate, based on the assumption that over-reporting of homicides was much less likely than under-reporting. For countries with 8 or more years of reliable data from WHO's Mortality Database or the UNODC criminal justice database, homicide rates were directly estimated from the data based on the following decision rules summarized in Table 1:

1. If the homicide rates reported in the criminal justice data series were, on average, significantly higher ($p < 0.10$) than the homicide rates resulting from the adjusted vital registration data, the reported criminal justice homicide rate was used as the final estimate.
2. If there was no significant difference between the criminal justice and adjusted vital registration homicide rates, or the adjusted vital registration homicide rate was significantly higher than the criminal justice rate, the adjusted vital registration homicide rate was used as the final estimate.
3. If a country had 8 or more years of recent criminal justice data, but lacked vital registration data meeting the inclusion criteria, the criminal justice homicide rate was adjusted upwards by 15% (based on the analysis described above) to obtain a final estimate.

In cases where the selected data source had an incomplete time series, trends observed in the unused data source were used if available to extrapolate missing years. In cases where there were no observations for a given year from either vital registration or criminal justice data, trends from the regression modelling output for that country (described below) were applied to extrapolate homicide rates for the missing data years and bring the estimates up to year 2012. A few countries (Albania, Bahrain, and Kuwait) had vital registration data in the early 2000s and more complete police data, and the two sources differed in their levels of homicide. For these countries, we included both data sources and projected estimates with the regression model described in the next section.

Model-based homicide rates

For countries without long, high quality data series on homicide rates, regression models were used to estimate national homicide rates over time (Table 8). Potential covariates for the regression modelling were selected in a multi-step process. First, seven conceptual categories of potential predictors of homicide were identified: absolute and relative deprivation, demographic factors, social (dis)organization, deterrence, routine activity, economic and social development and selected individual risk factors. Second, within each of these categories, indicator variables were identified (Table 9). Third, graphical examination of global and regional relationships between each of these indicator variables and homicide rates,⁴ in combination with quantitative metrics based on single covariate regression models, were used to eliminate several of the covariates as non-predictive or redundant. The remaining 11 covariates (Table 9) were included as candidate covariates in a cross validation algorithm to select the most predictive regression models.

As the regression model was fitted to data for the period 2000 to 2012, a complete time series over this period was necessary for each covariate for each country. In cases where there were gaps in a country's time series for a given

⁴ Each potential covariate was included by itself in a set of different log-linear generalized linear models. This set of models included different specifications of fixed or random effects for intercepts and linear time trends for regions and countries. Covariates that consistently had higher Akaike information criterion values across all model specifications, and no clear relationship with homicide rates as assessed with scatter plots and p-values, were eligible to be removed from the initial covariate list. In cases where covariates were very highly correlated (e.g., gross national income and gross domestic product), only one was selected.

covariate, missing values were linearly interpolated. In cases where a country's time series started after 2000 or ended before 2012, missing values were extrapolated assuming a constant value equal to that of the nearest non-missing year. For countries with no observed covariate values, the value was imputed with a regression that included fixed effects for WHO region and year.

Observations of homicide rates were taken primarily from WHO and UNODC databases (described above), after the vital registration data inputted for the modelling were adjusted for incompleteness and misclassification. Criminal justice data were not adjusted for completeness before being inputted to the regression modelling as a covariate was included in the model to account for systematic differences in homicide-rate levels between vital registration and criminal justice data. In addition to incorporating the long, high quality time series of homicide data that were used to directly produce country estimates above, shorter time series of police homicide data were also included in the model if countries also had high quality vital registration data. Finally, initially excluded criminal justice data from the UNODC database or the *Global status report on violence prevention 2014* survey were included based on initial modelling results for a few countries, where modelled projections were well below reported homicide rates, implying reasonable completeness of those data. This led to data inclusion for Iraq and Lesotho for modelled countries, and for countries with direct estimation, inclusion of police data from *Global status report on violence prevention 2014* for Botswana and Swaziland.

Country-level homicide rates were estimated with hierarchical generalized linear models with a log link. By using a hierarchical model, estimates for countries with limited or no data are informed by regional and global patterns. In the regression, random intercepts were assigned to countries and WHO regions, with high-income countries categorized as a separate region. An additional random effect was introduced for each unique data source (for example, vital registration data from France) to account for over-dispersion. Homicide counts were modelled with a log offset for population size. The model can be described as follows:

$$\text{homicide rate}_i = \text{Poisson}(\mu_i \theta_i)$$

$$\log(\theta_i) = X_i \beta + a_{k[i]}^r + a_{j[i]}^c + a_i^s$$

where unique data sources are denoted s and indexed by i , countries are denoted c and indexed by j , regions are denoted r and indexed by k , a are random effects for region, country and data source, and μ is an offset. In addition to explanatory variables, X also contained an indicator variable for whether a data source was from vital registration or criminal justice reporting systems. This covariate was set equal to vital registration during prediction to adjust for underreporting in the criminal justice data. Final estimates were based on a model ensemble, which was computed as a weighted average of the predicted homicide rates from the five best performing models from a leave-one-out cross-validation procedure. The cross-validation algorithm dropped one unique data source at a time and computed the root mean squared error of the predicted homicide rate as an error metric. The five covariate sets with the lowest average root mean squared error were included in the ensemble, and the reciprocal of the root mean squared error was used as a weight when averaging the model predictions. The covariates included in the final ensemble were alcohol drinking pattern, gender inequality index, percent of the population living in urban areas, proportion of the population that were males aged 15–30 years, religious fractionalization, and infant mortality rate. Uncertainty around model-based estimates was obtained via the bootstrap.

Estimates by sex, age and mechanism

After obtaining final homicide estimates for year 2012 as explained above, age- and sex-specific homicide rates for 2012 were obtained by splitting the total homicide estimates by the age and sex fractions observed in the WHO Mortality Database for year 2012, or, for countries without vital registration data from 2012, age and sex fractions for homicide in year 2012 from the WHO's Global Health Estimates (4).

Estimates of homicide mechanism were derived for three major categories: firearms, sharp objects, and other, based on data from WHO's Mortality Database and responses collected during the *Global status report on violence prevention 2014* survey. Data sources were excluded if the percent of "unknown" causes was greater than 30%, or if the percentage of homicides due to firearms or sharp objects was missing. If a country had both vital registration and *Global status report on violence prevention 2014* police data sources meeting data inclusion criteria, the police data were dropped for countries for which vital registration data were used to compute the homicide rate estimates, and similarly, vital registration data were dropped in favour of police data if homicide rate estimates were based on police data. Blunt objects were not estimated as a distinct mechanism category due to sparse reporting across countries. Unknown causes were excluded, which is equivalent to assuming that the distribution of unknown causes is the same as that observed across firearms, sharp objects and other.

For countries with included data, final estimates of homicide mechanism fractions were computed directly from the data for the most recent year available. For countries whose most recent data year was prior to 2012, this assumes stable mechanism fractions over time. For countries without data, mechanism fractions were estimated with a multinomial logistic regression, which modelled firearms, sharp objects, and other categories as a function of covariates. Potential covariates included those considered in the cross validation exercise for estimating homicide rates (Table 9), plus firearms per capita and the final homicide rate estimate for a country. Model covariates for estimating mechanism fractions were selected via cross-validation, and included the log of the estimated homicide rate, log firearms per capita, alcohol drinking pattern, religious fractionalization, corruption index for 2012, and an indicator variable for East Asia and high income Asia Pacific countries.

Table 8: Estimation method by country

Estimation method	Country ^a
Vital registration data	Argentina, Austria, Bahamas, Barbados, Belarus, Belgium, Brazil, Canada, Chile, China, Colombia, Croatia, Cuba, Cyprus, Czech Republic, Denmark, Ecuador, El Salvador, Estonia, Finland, Guyana, Hungary, Iceland, India, Israel, Japan, Jordan, Kazakhstan, Latvia, Luxembourg, Malta, Mauritius, Mexico, Netherlands, New Zealand, Norway, Panama, Poland, Portugal, Republic of Korea, Republic of Moldova, Romania, Russian Federation, Serbia, Singapore, Slovenia, Suriname, Sweden, The former Yugoslav Republic of Macedonia, Trinidad and Tobago, Ukraine, United Kingdom, United States of America, Venezuela (Bolivarian Republic of)
Criminal justice data	Australia, Belize, Bulgaria, Costa Rica, France, Germany, Greece, Guatemala, Ireland, Italy, Kyrgyzstan, Lithuania, Paraguay, Slovakia, Spain, Switzerland, Uruguay
Adjusted criminal justice data	Armenia, Azerbaijan, Bangladesh, Bhutan, Bolivia (Plurinational State of), Botswana, Cambodia, Dominican Republic, Georgia, Honduras, Jamaica, Kenya, Malawi, Mongolia, Morocco, Mozambique, Namibia, Nepal, Nicaragua, Pakistan, Papua New Guinea, Peru, South Africa, Sri Lanka, Swaziland, Syrian Arab Republic, Tajikistan, Thailand, Turkey, Uganda, Yemen
Modelled estimate with country data	Albania, Bahrain, Fiji, Iraq, Kuwait, Lesotho, Montenegro, Philippines, Uzbekistan
Modelled estimate without country data	Afghanistan, Algeria, Angola, Benin, Bosnia and Herzegovina, Brunei Darussalam, Burkina Faso, Burundi, Cabo Verde, Cameroon, Central African Republic, Chad, Comoros, Congo, Côte d'Ivoire, Democratic People's Republic of Korea, Democratic Republic of the Congo, Djibouti, Egypt, Equatorial Guinea, Eritrea, Ethiopia, Gabon, Gambia, Ghana, Guinea, Guinea-Bissau, Haiti, Indonesia, Iran (Islamic Republic of), Lao People's Democratic Republic, Lebanon, Liberia, Libya, Madagascar, Malaysia, Maldives, Mali, Mauritania, Myanmar, Niger, Nigeria, Oman, Qatar, Rwanda, Saudi Arabia, Senegal, Sierra Leone, Solomon Islands, Somalia, South Sudan, Sudan, Timor-Leste, Togo, Tunisia, Turkmenistan, United Arab Emirates, United Republic of Tanzania, Viet Nam, West Bank and Gaza Strip, Zambia, Zimbabwe

a Not listed here are 22 Member States with populations less than 300 000 for which homicide estimates were included in regional tables but not reported separately.

Table 9: Covariates considered for homicide rate regression model

Category	Included in cross validation	Excluded after initial tests
Absolute and relative deprivation	<ul style="list-style-type: none"> • Infant mortality rate • Gini index 	<ul style="list-style-type: none"> • Proportion of income in the highest quintile • Proportion of income in the lowest quintile • Ratio of upper and lower income quintiles
Demographic	<ul style="list-style-type: none"> • Percentage of urban population • Proportion of population aged 15–30 years old and male 	<ul style="list-style-type: none"> • Population density • Population growth rate • Sex ratio in 15–30 year old age groups
Social (dis)organization	<ul style="list-style-type: none"> • Adolescent birth rate • HIV prevalence • Religious fractionalization 	<ul style="list-style-type: none"> • Percentage of households headed by female • Divorce rate • Health system access • Ethnic fractionalization • Language fractionalization
Deterrence	<ul style="list-style-type: none"> • Corruption index 2012 	
Routine activity		<ul style="list-style-type: none"> • Unemployment rate
Economic and social development	<ul style="list-style-type: none"> • Lagged gross national income • Gender inequality index 	<ul style="list-style-type: none"> • Gross domestic product • Literacy rate • Mean years of education
Selected individual risk factors	<ul style="list-style-type: none"> • Alcohol drinking pattern 	<ul style="list-style-type: none"> • Alcohol consumption rate • Child stunting • Firearms per capita

References

1. WHO Mortality Database [online database]. Geneva: World Health Organization; 2014. (http://www.who.int/healthinfo/mortality_data/en/, accessed 20 August 2014).
2. United Nations Office on Drugs and Crime. 2011 Global study on homicide: trends, contexts, data. Vienna: United Nations Office on Drugs and Crime; 2011.
3. United Nations Office on Drugs and Crime. Global study on homicide 2013. Vienna: United Nations Office on Drugs and Crime; 2013.
4. World Health Organization. Global health estimates: deaths by cause, age, sex and country, 2000–2012. Geneva: World Health Organization; 2014.

COUNTRY PROFILES: EXPLANATION

The country profiles in the following section (in alphabetical order) present a selection of core information about violence prevention and victim support services, as reported by each of the 133 participating countries and areas. Additional and more detailed national data can be found in the Statistical annex (Tables A1–A11).

Background information on countries

Background information for population, gross national income (GNI) per capita and economic inequality are reported for the most recent year available. Population data were extracted from the United Nations Population Division database, while gross national income per capita for the year 2012, and data on the Gini coefficient of income inequality, came from World Bank estimates. Where no data were available for 2012, published data for the latest year were used. The World Bank Atlas method was used to categorize GNI according to the following bands:

- low-income: US\$ 1005 or less
- middle-income: US\$ 1006 to US\$ 12 275
- high-income: US\$ 12 276 or more.

Flags were obtained from the World Flag Database (<http://www.flags.net>). Flags as of 31 December 2012 were used.

Terminology

A full list of definitions of all key terms used in this report can be found in Part VI, Glossary.

The information on levels and patterns of drinking and excise taxes on alcohol sales was taken from the 2014 *Global status report on alcohol and health (1)*.

- Total per capita consumption is defined as total (recorded plus estimated unrecorded) alcohol per capita for those aged 15 years and older within a calendar year in litres of pure alcohol (1).
- The “patterns of drinking” score reflects how people drink instead of how much they drink within a population. Strongly associated with the alcohol-attributable burden of disease in a country, the patterns of drinking score is measured on a scale from one (least risky pattern of drinking) to five (most risky pattern of drinking). The

higher the score, the greater the alcohol-attributable burden of disease in population groups with the same level of consumption. Notably, different drinking patterns give rise to very different health outcomes in population groups with the same level of consumption (1).

- An excise tax is an inland tax applied on the sale of, or production for sale of, specific goods. Here it refers to beer, wine and spirits. Excise taxes are distinguished from customs duties, which are taxes on imports (1).

Key to country profiles

The sections below reflect how the information is structured in each of the country profiles. They include details on how data on certain variables are presented and should be interpreted.

Variables were coded as “–” if the information was unavailable or non-applicable, or if respondents had provided a “Don’t know” response.

Information on the existence of national and subnational action plans, policies and laws is indicated as “Yes” (with a footnote where these are subnational) or “No”. Countries where the development of action plans, policies and laws is underway but these have yet to be approved or endorsed by government are indicated as “No”. National was defined as “relating to a nation or a country as a whole”. In federal states, plans of action, policies and laws were considered “national” when they were either federal or when more than 90% of subnational entities – such as states or provinces – had such plans of action, policies and laws.

Respondents were asked to use their professional judgement to rate the extent of enforcement of laws and of implementation of programmes. The group of respondents then reached consensus on an enforcement rating for laws and an implementation rating for programmes. These scores were:

Extent of enforcement of laws

- 1 = “Enforced to a limited extent”: up to 40% effective
- 2 = “Enforced to a large extent”: 40–79% effective
- 3 = “Fully enforced”: 80% or more effective

Extent of prevention programme and victim support programme implementation

1 = The programme has been implemented once or a few isolated times.

2 = The programme has been implemented systematically on a larger scale (for example, across many schools or communities, or has reached more than 30% of the intended target population in the country).

It is noted that these scores are subjective and are only an indication of how law enforcement and programme implementation are perceived in the country.

Only information on whether national population-based prevalence surveys of non-fatal violence exist is reported here. Too few countries reported data of adequate quality to include prevalence rates for the different types of non-fatal violence.

Reported homicide numbers or rates per 100 000, percentage of male and female homicide victims and the percentage of homicides by mechanism are presented for the most recent year for which data were provided. The proportion of homicides where the sex was unknown has not been reported in the profiles. Proportions of homicide by sex and by mechanism may sometimes not add up to 100% because of rounding or because only partial information was

received. It is emphasized that only the reported numbers or reported rates of homicide are included in the country profiles. Estimates based on the statistical model developed are listed in the Statistical annex.

It is further emphasized that all police-reported data shown are as submitted to WHO as part of the *Global status report on violence prevention 2014* data collection survey. As such, these data may differ from the police-reported homicide numbers and rates supplied to and published by UNODC owing to variations in the procedures/channels used to gather the data, the timing of their collection and the validation methods used by WHO and UNODC respectively.

Graphs on reported homicide rates per 100 000 population. While many countries track data trends over decades, only a 10-year period is depicted here. Data points for years where this information was missing were left blank. For countries providing fewer than 3 years of homicide trend data, this information is presented in a table instead of a graph. Where the primary data source for data on homicide mechanisms and homicide trends was not specified, the country questionnaire has been listed as the source.

Reference

1. World Health Organization. *Global status report on alcohol and health 2014*. Geneva: World Health Organization; 2014.

Part VI – At a glance



CHILD MALTREATMENT

Millions of children suffer abuse and neglect at the hands of their parents and other caregivers.

Child maltreatment is the abuse and neglect of children under 18 years of age. It includes all types of physical and/or emotional maltreatment, sexual abuse, neglect, negligence and commercial or other exploitation, which results in actual or potential harm to the child's health, survival, development or dignity in the context of a relationship of responsibility, trust or power.

Key facts:

- Nearly one in four adults reports having been physically abused as a child; 36% say they were emotionally abused as a child.
- 20% of women and 5–10% of men report having been sexually abused as children.
- Maltreatment can cause changes in the brain that increase the risk of behavioural, physical and mental health problems in adulthood.
- Being a victim of child maltreatment can increase the risk that a person will become a victim and/or perpetrator of other forms of violence in adolescence and adulthood.

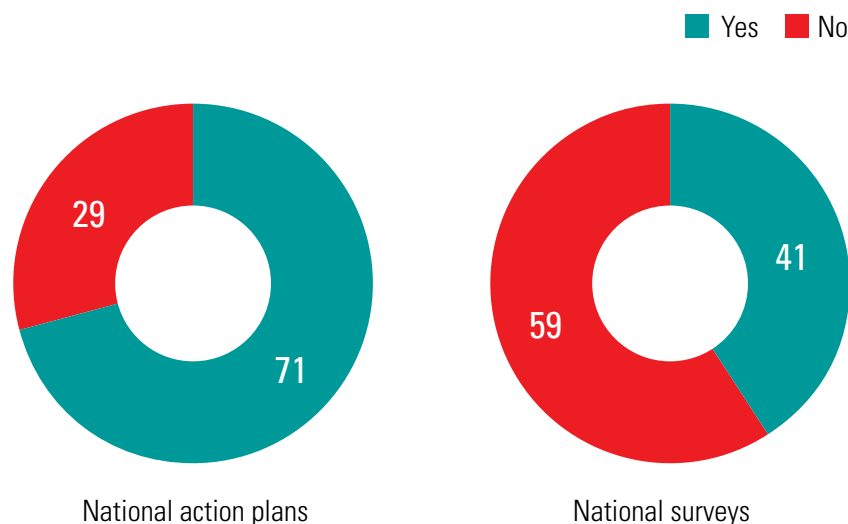
Findings from the survey

The majority of countries report having adopted national action plans to address child maltreatment. Many countries report that prevention programmes for child maltreatment are being implemented. However, only a minority of countries report implementing these measures at scale.

Prevention approaches

There are a number of evidence-based programmes designed to help strengthen early relationships and interactions between children and their caregivers, promote healthy development and prevent child maltreatment.

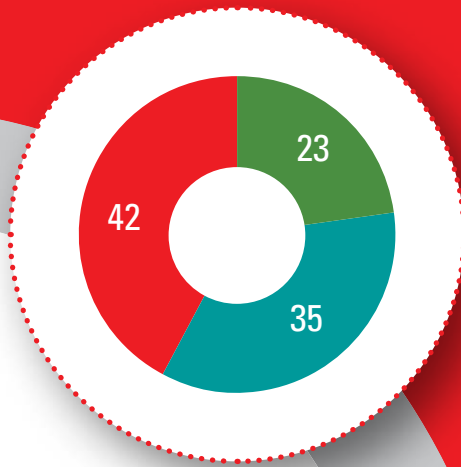
Proportion of countries with national action plans and surveys



Proportion of countries that reported implementing a particular strategy

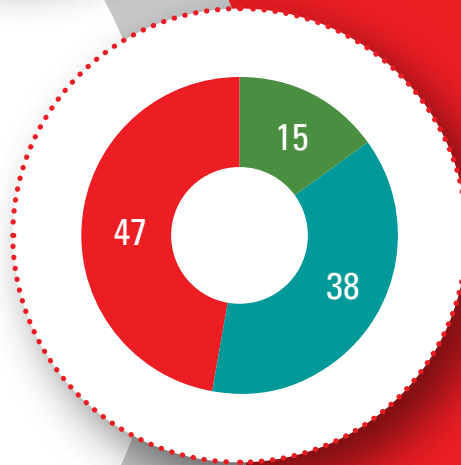
Home visiting

Home visiting programmes involve visits by nurses to parents and infants in their homes to provide support, education, and information. Some home visiting programmes can substantially reduce child maltreatment and associated outcomes such as injuries.



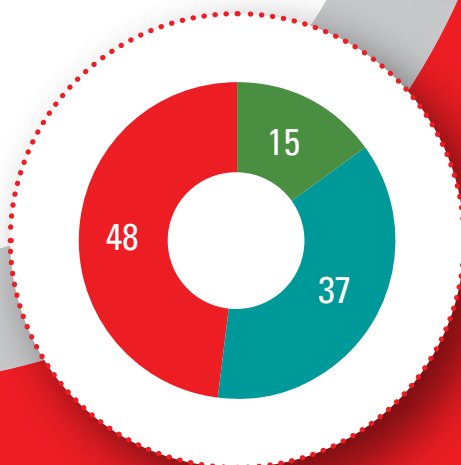
Parenting education

Parenting education programmes aim to improve child-rearing skills, increase knowledge of child development and encourage positive child management strategies. Parenting education programmes show great promise in preventing child maltreatment and promoting positive parenting and child behaviour.



Child sexual abuse avoidance training

Child sexual abuse prevention programmes teach children about body ownership, the difference between good and bad touch, how to say "no" and how to disclose abuse to a trusted adult. They can increase children's knowledge of what to do if they encounter a potentially abusive situation.



- None**
(not implemented at all)
- Limited**
(implemented once or a few times)
- Larger scale**
(e.g. across many schools or communities or has reached 30% or more of the target population)

YOUTH VIOLENCE

Globally, more than 500 young people are murdered every day.

Youth violence is violence occurring between people aged 10–29 years. It often occurs among youth who are not relatives and who may not know each other, and generally takes place outside of the home. It includes harmful behaviours that may start early and continue into adulthood. Some violent acts — such as assault — can lead to serious injury or death. Others, such as bullying, slapping or hitting may result more in emotional than physical harm.

Key facts:

- Worldwide an estimated 200 000 homicides occur each year among youth aged 10–29 years, accounting for 43% of all homicides annually.
- In over 80% of deaths due to youth violence the victim is a male.
- For each young person killed, many more sustain injuries requiring hospital treatment.
- Beyond deaths and injuries, youth violence can lead to mental health problems and increased health risk behaviours, such as smoking, alcohol and drug use, and unsafe sex.
- Perpetrators and victims of youth violence often have a long history of involvement in violence, and many were victims of child maltreatment.

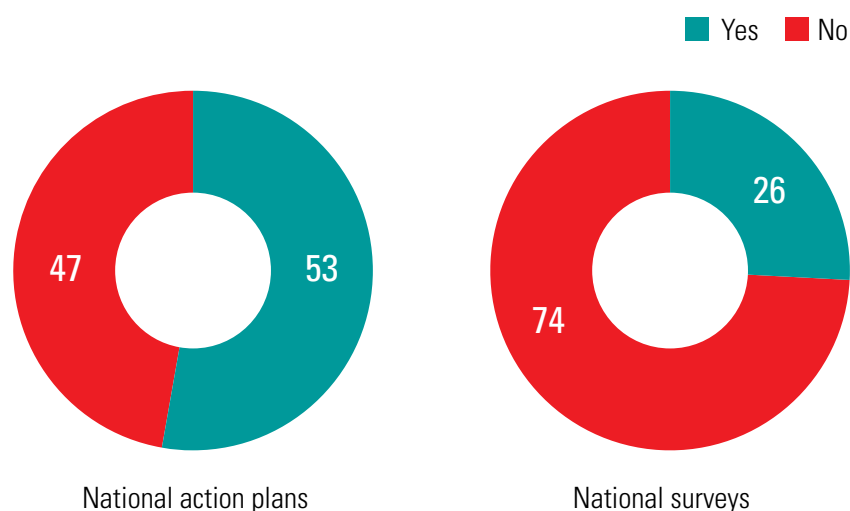
Findings from the survey

While more than half of surveyed countries report having adopted national action plans to address youth violence, only a quarter of countries report having national surveys to measure the magnitude and consequences of youth violence, and identify its risk factors.

Prevention approaches

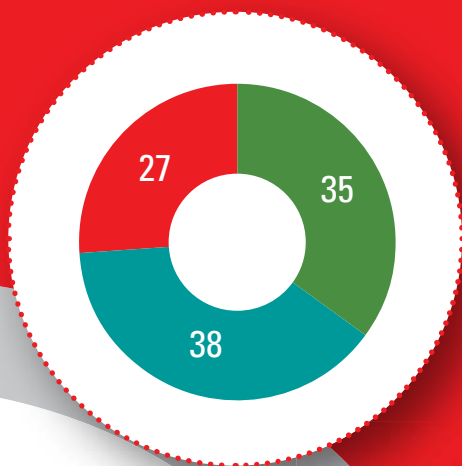
A variety of approaches have been developed to reduce violent behaviour among young people. The most common approaches help children and adolescents manage anger, resolve conflict and develop the necessary social skills to solve problems.

Proportion of countries with national action plans and surveys



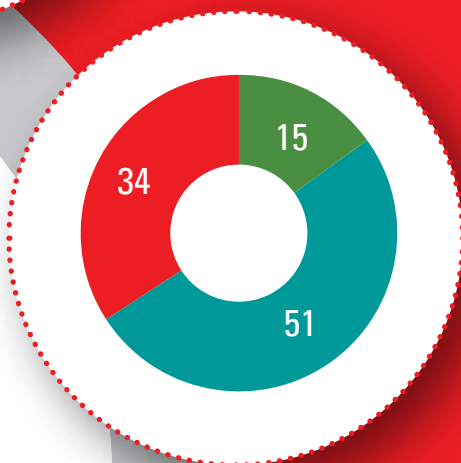
Proportion of countries that reported implementing a particular strategy

- **None**
(not implemented at all)
- **Limited**
(implemented once or a few times)
- **Larger scale**
(e.g. across many schools or communities or has reached 30% or more of the target population)



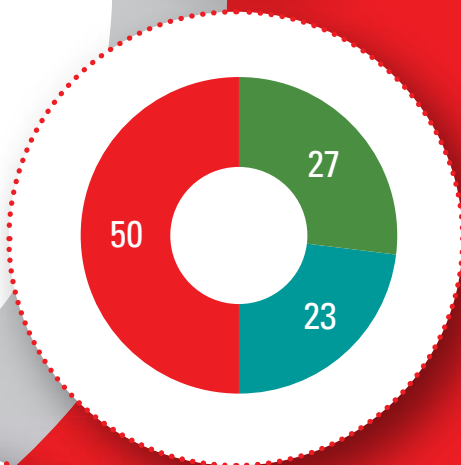
Preschool enrichment

Preschool enrichment programmes introduce young children to the skills necessary for success in school, thereby increasing the likelihood of future academic success. Preschool enrichment programmes can reduce arrests for violence among those aged 20–24 years by up to 40%.



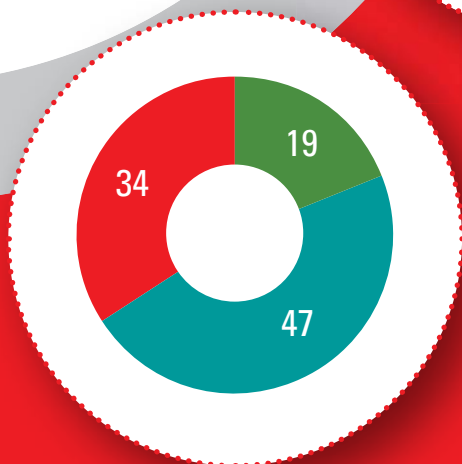
Life skills training

Life skills training programmes are designed to help older children and adolescents manage anger, resolve conflict and develop the necessary social skills to solve problems. Life skills training programmes can reduce adolescent violence by up to 29%.



Mentoring

Mentoring programmes match a young person at high risk of antisocial behaviour or growing up in a single-parent family with a caring older person from outside the family. Mentoring can reduce illicit drug initiation, truancy and other risk factors for youth violence.



Bullying prevention

Bullying prevention programmes can involve anger management, social skills and assertiveness training for children involved in bullying; teaching peers active listening and problem solving skills to help those involved; and whole-school approaches such as developing an anti-bullying policy.

INTIMATE PARTNER VIOLENCE

Globally, one in three women has been a victim of violence by an intimate partner.

Intimate partner violence refers to behaviour by an intimate partner or ex-partner that causes physical, sexual or psychological harm, including physical aggression, sexual coercion, psychological abuse and controlling behaviours. It can occur among heterosexual or same-sex couples, and does not require sexual intimacy. Intimate partner violence is often hidden and only a small percentage of victims seek help from formal victim assistance providers.

Key facts:

- Intimate partner violence against women is an important risk factor for HIV, other sexually transmitted diseases, unwanted pregnancies and other reproductive health problems.
- Women exposed to intimate partner violence are almost twice as likely to have an alcohol use disorder, two times more likely to experience depression and have an increased risk for suicide attempts compared to women who have not been exposed to partner violence.
- Intimate partner violence can negatively affect children in households where it occurs.

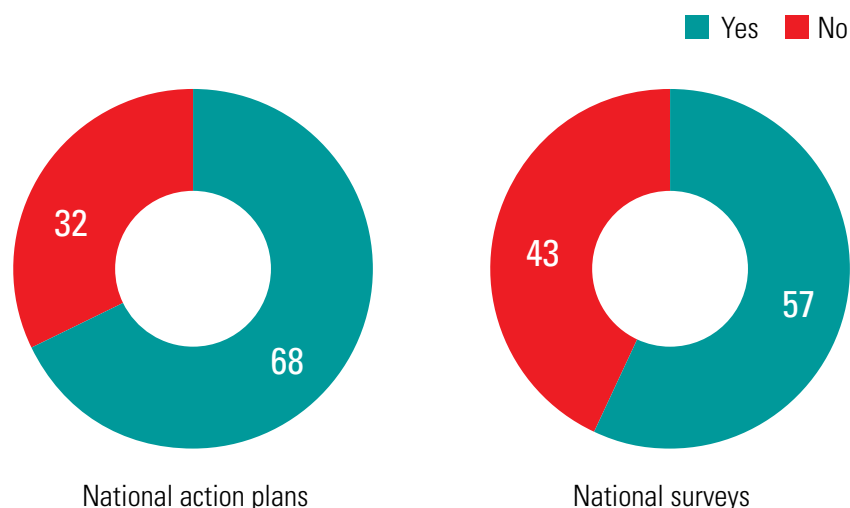
Findings from the survey

A majority of countries report having conducted national surveys on intimate partner violence and two thirds report having national action plans to address it. Far fewer report implementing school- and community-based programmes to change attitudes and behaviour directly.

Prevention approaches

Promoting gender equity, creating a climate of non-tolerance for violence and starting prevention efforts at a young age are some of the key strategies for preventing intimate partner violence.

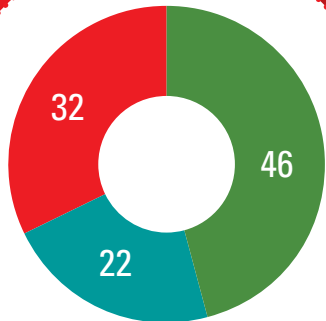
Proportion of countries with national action plans and surveys



Proportion of countries that reported implementing a particular strategy

Dating violence prevention in schools

Dating violence prevention programmes in schools aim to develop healthy relationship skills and reduce attitudes that are accepting of violence. Evaluations of these programmes in mostly high-income countries show positive changes in knowledge and attitudes toward relationship violence and reductions in abusive behaviours.



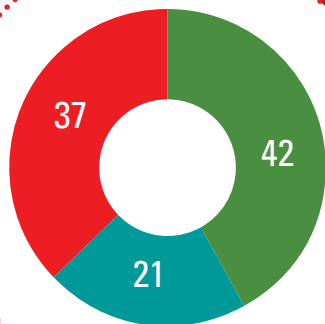
None
(not implemented at all)

Limited
(implemented once or a few times)

Larger scale
(e.g. across many schools or communities or has reached 30% or more of the target population)

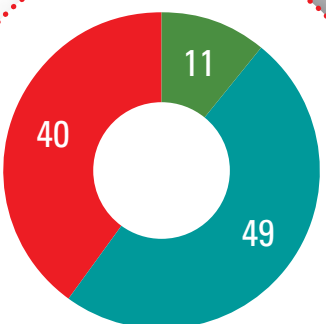
Microfinance and gender equity training

Microfinance combined with gender equity training focuses on women living in poor communities and is designed to economically empower them and address gender norms, cultural beliefs and communication. It is one of the few strategies with documented evidence showing reductions in partner violence.



Social and cultural norm-change

Social and cultural norm-change strategies aim to modify social expectations, such as the norm that men have the right to control women, which make women vulnerable to physical, emotional and sexual violence by men. Rigorous evaluations of social and cultural norm-change strategies are still needed to assess their impact; however, they remain an important strategy to inform and create cultural shifts in what is acceptable and unacceptable behaviour and in promoting norms supportive of healthy, non-violent, and gender equitable relationships.



SEXUAL VIOLENCE

Globally, 7% of women have experienced sexual violence by someone other than an intimate partner in their lifetime.

Sexual violence is defined as any sexual act, attempt to obtain a sexual act, unwanted sexual comments or advances, or acts to traffic, or otherwise directed against a person's sexuality using coercion, by any person regardless of their relationship to the victim, in any setting including but not limited to home and work.

Key facts:

- Sexual violence against women and girls can lead to unintended pregnancies, unsafe abortions, gynaecological problems and sexually transmitted infections, including HIV.
- Women who have experienced non-partner sexual violence are 2.3 times more likely to have alcohol use disorders and 2.6 times more likely to have depression or anxiety than women who have not.
- Boys and men also suffer sexual violence, although this remains poorly documented.

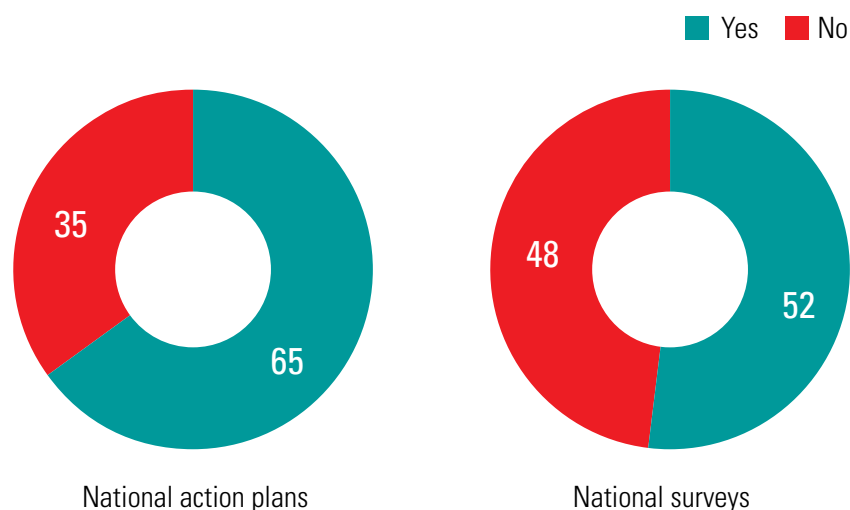
Findings from the survey

Over half of countries report conducting national surveys on sexual violence and some two-thirds of countries report adopting national action plans to address it. While over half of countries report implementing campaigns to change social and cultural norms, only a third report implementing school-based programmes addressing gender norms and attitudes at a larger scale.

Prevention approaches

Addressing the root causes of violence against women – starting prevention efforts at a young age, changing social norms accepting of sexual violence against women and implementing strategies to promote gender equity – are some of the key strategies for preventing sexual violence.

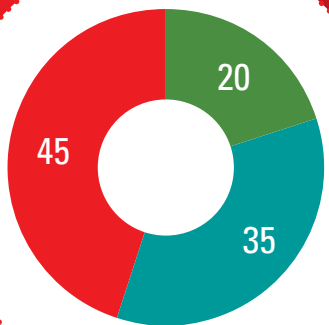
Proportion of countries with national action plans and surveys



Proportion of countries that reported implementing a particular strategy

School and college programmes

School- and college-based programmes are designed to raise awareness, address gender norms, bystander behaviours, and knowledge and attitudes about rape and sexual assault. Few programmes have been rigorously evaluated, suggesting a critical gap to fill.



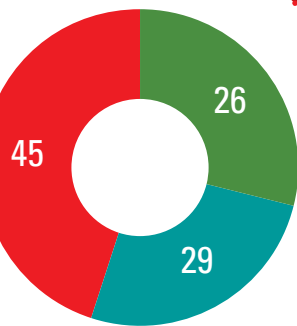
None
(not implemented at all)

Limited
(implemented once or a few times)

Larger scale
(e.g. across many schools or communities or has reached 30% or more of the target population)

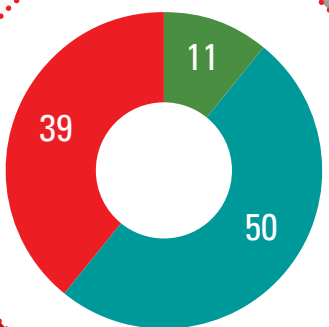
Physical environment changes

Physical environment changes include improving formal and informal surveillance, better lighting of public areas and interventions to encourage the use of public spaces. While promising, more research is needed to evaluate their specific effects on sexual violence.



Social and cultural norm-change

Social and cultural norm-change programmes aim to modify norms of male sexual entitlement, and can reduce attitudes and beliefs that are supportive of sexual violence. Rigorous evaluations of social and cultural norm-change strategies are still needed to assess their impact; however, they remain an important strategy to inform and create cultural shifts in what is acceptable and unacceptable behaviour.



ELDER ABUSE

Many older people experience some form of abuse in the home.

Elder abuse is a single or repeated act, or lack of appropriate action, occurring within any relationship where there is an expectation of trust that causes harm or distress to an older person. Elder abuse includes physical, sexual, psychological, emotional, financial and material abuse; abandonment; neglect and serious loss of dignity and respect.

Key facts:

- National surveys conducted in predominantly high-income countries find wide variation in rates of abuse in the preceding 12 months among adults aged over 60 years, ranging from 0.8% in Spain and 2.6% in the United Kingdom to upwards of 18% in Israel, 23.8% in Austria and 32% in Belgium.
- Elder abuse can lead to serious physical injuries and long-term psychological consequences, including depression and anxiety.
- Elder abuse is predicted to increase as many countries are experiencing rapidly ageing populations.

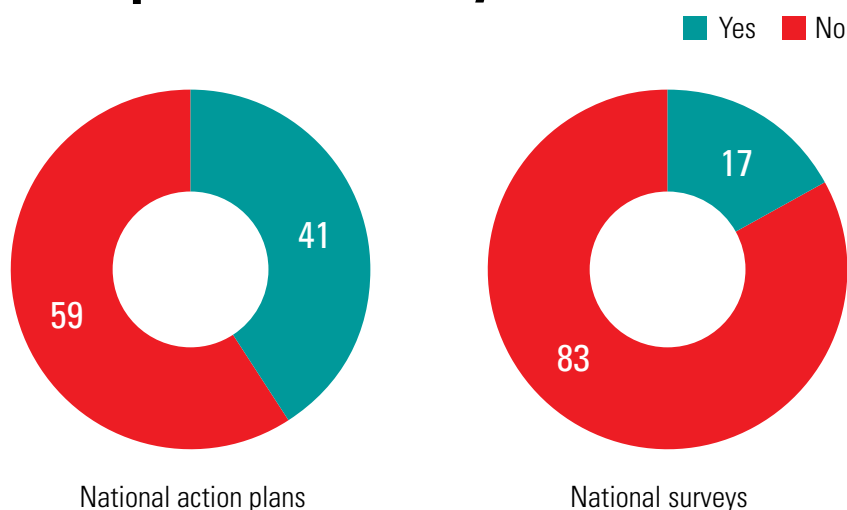
Findings from the survey

Although public and professional information campaigns to raise awareness about elder abuse are reported in many countries, elder abuse is one of the least-investigated types of violence in national surveys, and one of the least addressed in national action plans.

Prevention approaches

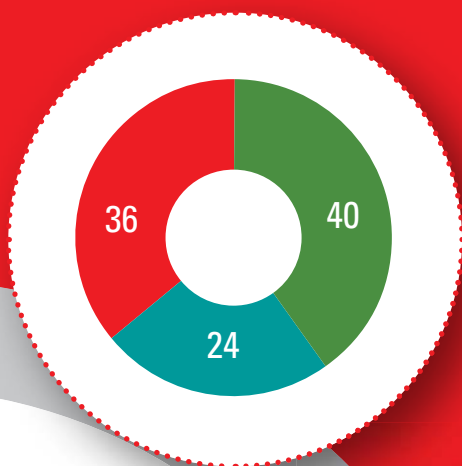
Strategies to prevent elder abuse include efforts to raise professional awareness and train practitioners; inform the public about how to identify the signs and symptoms of elder abuse and where help can be obtained, and improving policies and practices in residential care facilities for elderly people. There is, however, very little research on the effectiveness of any such programmes in preventing elder abuse, and this is a critical gap to fill.

Proportion of countries with national action plans and surveys



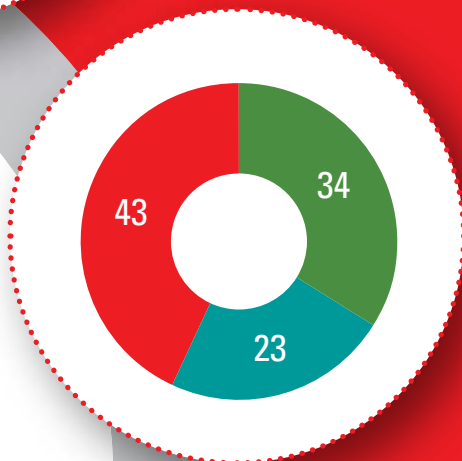
Proportion of countries that reported implementing a particular strategy

- **None**
(not implemented at all)
- **Limited**
(implemented once or a few times)
- **Larger scale**
(e.g. across many schools or communities or has reached 30% or more of the target population)



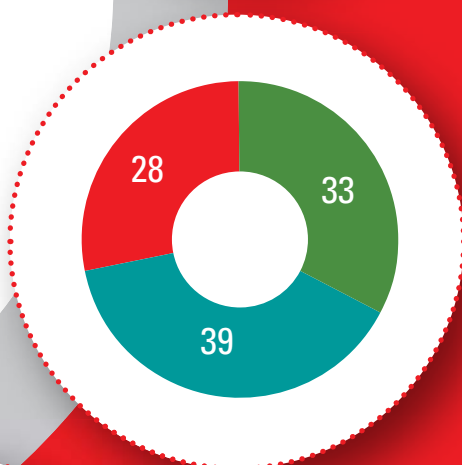
Professional awareness campaigns

Professional awareness campaigns aim to improve professionals' ability to identify and deal effectively with suspected elder abuse cases. While they can increase such knowledge, their effectiveness depends on the strategies in place to deal with a suspected case once identified.



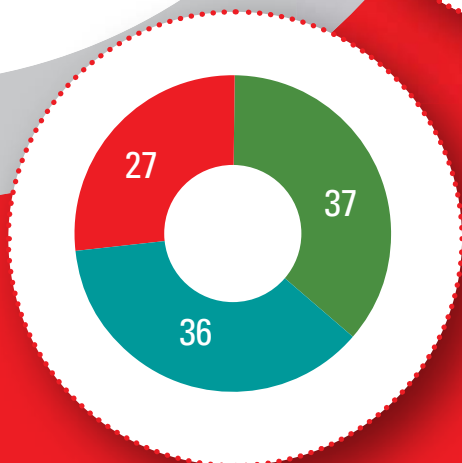
Public information campaigns

Public information campaigns aim to increase public awareness about elder abuse, promote positive attitudes towards older people, and encourage the respectful, dignified treatment of older people. They may help to raise the visibility of elder abuse and change social norms that are supportive of elder abuse.



Caregiver support

Caregiver support programmes provide services to relieve the burden of caregiving, by, for instance, providing help with housekeeping and meal preparation, respite care, support groups and day care. They can reduce the caregiver burden, stress and depression, all of which are risk factors for elder abuse.



Residential care policies

Residential care policies aim to improve standards of care in nursing and other residential care homes for elderly people by implementing procedures within the homes that reduce the likelihood of elder abuse. They can help to establish uniform licencing requirements and professional operating standards that lower the risk of elder abuse.

Part VII – Glossary



Adult protective services identify and assess elderly and disabled adults who have been abused or are at risk of abuse, investigate these cases and provide services, in part to prevent abuse from occurring or recurring.

After-school programmes extend adult supervision and aim to improve children's academic achievement and school involvement by supporting their studies and offering recreational activities outside normal school hours.

Armed violence is the use or threatened use of weapons to inflict injury, death or psychosocial harm, which undermines development.

Caregiver support programmes to prevent elder abuse provide services to relieve the burden of caregiving, by, for instance, providing help with housekeeping and meal preparation, respite care, support groups and day care.

Changing social and cultural gender norms aims to alter the social expectations that define appropriate behaviour for women and men, such as norms that dictate men have the right to control women, and which make women and girls vulnerable to physical, emotional and sexual violence by men.

Child maltreatment is the abuse and neglect of children under 18 years of age. It includes all types of physical and/or emotional ill-treatment, sexual abuse, neglect, negligence and commercial or other exploitation, which results in actual or potential harm to the child's health, survival, development or dignity in the context of a relationship of responsibility, trust or power.

Child protection services investigate cases of child maltreatment and identify, assess, and provide services to children and families in an effort to protect children and prevent further maltreatment, while wherever possible preserving the family. Such services are also sometimes known by other names, often attempting to reflect more family-centred (as opposed to child-centred) practices, such as "children and family services", "child welfare services" or even "social services".

Collective violence is the instrumental use of violence by people who identify themselves as members of a group – whether this group is transitory or has a more permanent

identity – against another group or set of individuals in order to achieve political, economic or social objectives.

Community policing strategies aim to establish police-community partnerships and a problem-solving approach that is responsive to the needs of the community, through an active partnership between the police and the community.

Elder abuse is any act of commission or omission (in which case it is usually described as "neglect"), that may be either intentional or unintentional and involves persons aged 60–65 years or more (the age bracket for "old age" varies by country but often coincides with the official age of retirement). The abuse may be physical, sexual, psychological (involving emotional or verbal aggression), or financial, or involve other material maltreatment and result in unnecessary suffering, injury or pain, the loss or violation of human rights, and a decreased quality of life for the older person.

Gang violence is the intentional use of violence by a person or group of persons who are members of, or identify with, any durable, street-orientated group whose identity includes involvement in illegal activity.

Gender norms are social expectations that define what is considered appropriate behaviour for women and men. The different roles and behaviours of females and males, children as well as adults, are shaped and reinforced by gender norms within society.

Home visiting programmes involve visits by nurses to parents and children in their homes to prevent child maltreatment and promote positive infant, child and parental development by providing support, education and information.

Interpersonal violence is the intentional use of physical force or power, threatened or actual, by a person or a small group of people against another person or small group that either results in or has a high likelihood of resulting in injury, death, psychological harm, maldevelopment or deprivation.

Intimate partner violence is behaviour within an intimate relationship that causes physical, sexual or psychological harm to those in the relationship, including acts of physical aggression, sexual coercion, psychological abuse and controlling behaviours.

Medico-legal services for sexual violence victims provide immediate medical and psychosocial care and legal advice for victims, and collect medical and legal evidence to corroborate victim accounts and help identify perpetrators.

Mentoring programmes assume that a warm and supportive relationship with a positive adult role model can help to protect children and adolescents against involvement in youth violence. Mentoring programmes typically match a young person – particularly one at high risk of antisocial behaviour or growing up in a single-parent family – with a caring older person from outside the family. Mentors may be older classmates, teachers, counsellors, police officers or other members of the community.

Microfinance combined with gender equity training is designed to benefit women living in the poorest communities and combines the provision of microfinance with training and skills-building sessions for men and women on gender roles and norms, cultural beliefs, communication and intimate partner violence.

Parenting education programmes are usually delivered in groups with the aim of preventing child maltreatment and other problem behaviours by improving child-rearing skills, increasing knowledge of child development and encouraging positive child management strategies.

Pre-school enrichment programmes introduce young children early on to the skills necessary for success in school, and may also include the acquisition of life skills, thereby increasing the likelihood of future academic success and reducing the likelihood that children will become involved in violence as they grow into adolescents and young adults.

Problem-orientated policing integrates daily police practice with criminological theory and research methods to enhance prevention and reduce crime and disorder, and emphasizes the use of systematic data analysis and assessment methods.

Professional awareness campaigns to prevent elder abuse are designed for social and health care professionals whose routine contact with older people puts them in a position to identify and support those at risk of abuse or already being abused. They aim to increase professional awareness of elder maltreatment and improve professionals' ability to identify and deal effectively with suspected cases,

and include education about the signs and symptoms of elder maltreatment, discussion on the roles and responsibilities of professionals in protecting older people, and training in problem-solving skills.

Physical environment improvement involves efforts to reduce the likelihood of sexual assault by, for instance, improving the safety of trains or buses through the provision of special seating areas and/or compartments for women and girls, and ensuring that streets and parking areas have adequate street lighting.

Residential care policies and procedures to prevent elder abuse aim to improve standards of care in nursing and other residential care homes for elderly people by implementing policies and procedures within the homes that will reduce the likelihood of elder maltreatment. These may include promoting teamwork and professional development, a focus on person-centred care, and regular audits.

Schools-based bullying prevention programmes can take different forms. Individualized interventions provide anger management, social skills and assertiveness training to children already involved in bullying. Peer-led interventions teach peer helpers the basic skills of active listening, empathy, problem solving and supportiveness that they need to help others involved in a bullying situation. Whole-school approaches include the development of an anti-bullying policy, increased adult supervision on school grounds, the establishment of an anti-bullying committee and involvement of parents.

School-based dating violence prevention programmes typically aim to reach students aged 14–15 years, are often integrated into existing health and physical educational curricula and taught in sex-segregated classes. They have an underlying theme of healthy, non-violent relationship skills, and frequently involve using graduated practice with peers to develop positive strategies for dealing with pressures and the resolution of conflict without abuse or violence.

Self-directed violence is violence a person inflicts upon himself or herself, and categorized as suicidal behaviour or self-abuse.

Sexual violence is:

- any sexual act or attempt to obtain a sexual act
- unwanted sexual comments or advances or acts to traffic

that are directed against a person's sexuality using coercion by anyone, regardless of their relationship to the victim, in any setting, including at home and at work.

Three types of sexual violence are commonly distinguished: sexual violence involving intercourse (i.e. rape), contact sexual violence (for example, unwanted touching, but excluding intercourse), and non-contact sexual violence (for example, threatened sexual violence, exhibitionism and verbal sexual harassment).

Sexual violence prevention programmes for school and college populations involve college/university, high school and middle school populations, and usually include educational and awareness-raising exercises that focus on challenging rape myths; providing information on acquaintance and date rape; reviewing statistics on rape, and coaching in risk reduction and protective prevention skills.

Social development/life skills training programmes are designed to help children and adolescents manage anger, resolve conflict and develop the necessary social skills to solve interpersonal problems without violence, and are usually implemented in school settings.

Training children to recognize and avoid potentially sexually abusive situations is usually delivered in schools, and aims to teach children about body ownership; the difference between good and bad touch; how to recognize potentially abusive situations; how to say "no", and how to disclose abuse to a trusted adult.

Violence is the intentional use of physical force or power, threatened or actual, against oneself, another person, or against a group or community that either results in or has a high likelihood of resulting in injury, death, psychological harm, maldevelopment or deprivation.

Violence against women is defined as any act of gender-based violence that results in, or is likely to result in, physical, sexual or mental harm or suffering to women, including

threats of such acts, coercion or arbitrary deprivation of liberty, whether in public or in private life.

Youth violence is violence involving people between the ages of 10–29 years.

Part VIII – Country profiles



AFGHANISTAN



Population: 29 824 536



Gross national income per capita: US\$ 690



Income group: Low



Income inequality: 27.82

ACTION PLANS, POLICIES AND LAWS RELEVANT TO SEVERAL TYPES OF VIOLENCE

National action plans		National social and educational policies	
Interpersonal violence	NO	Child maltreatment	NO
Youth violence	–	Intimate partner violence	NO
Sexual violence	YES ¹	Elder abuse	NO
Firearms		Alcohol	
Laws to regulate civilian access	YES	Adult (15+) per capita consumption (litres of pure alcohol)	0.7
Mandatory background check	YES	Patterns of drinking score	–
Handguns/long guns/ automatic weapons	YES/–/–	Excise taxes	Beer: – Wine: – Spirits: –
Carrying firearms in public	YES		
Programmes to reduce civilian firearm possession and use	YES		

LAWS AND PREVENTION PROGRAMMES BY TYPE OF VIOLENCE

		KEY						
		No response/ don't know –	Limited ①	Partial ②	Full ③	No response/ don't know –	Once/few times ①	Larger scale ②
Child maltreatment laws			Enforcement			Child maltreatment prevention programmes		
Legal age of marriage (male/female)	18 / 16					Home visiting	NO	–
Against child marriage	YES		① ② ③			Parenting education	–	–
Against statutory rape	YES		① ② ③			Training to recognise / avoid sexually abusive situations	NO	–
Against female genital mutilation	YES		① ② ③					
Ban on corporal punishment (all settings)	YES ¹ (NO)		① ② ③					
Youth violence laws						Youth violence prevention programmes		
Against weapons on school premises	YES		① ② ③			Pre-school enrichment	NO	–
Against gang or criminal group membership	YES		① ② ③			Life skills and social development training	YES	① ②
						Mentoring	YES	① ②
						After-school supervision	NO	–
						School anti-bullying	YES	① ②
Intimate partner violence laws						Intimate partner violence prevention programmes		
Against rape in marriage	NO		–			Dating violence prevention in schools	NO	–
Allowing removal of violent spouse from home	YES		① ② ③			Microfinance and gender equity training	NO	–
						Social and cultural norms change	YES	① ②
Sexual violence laws						Sexual violence prevention programmes		
Against rape	YES		① ② ③			School and college programmes	YES	① ②
Against contact sexual violence without rape	–		–			Physical environment changes	YES	① ②
Against non-contact sexual violence	–		–			Social and cultural norms change	NO	–
Elder abuse laws						Elder abuse prevention programmes		
Against elder abuse	NO		–			Professional awareness campaigns	YES	① ②
Against elder abuse in institutions	NO		–			Public information campaigns	NO	–
						Caregiver support	–	–
						Residential care policies	–	–
VICTIM LAWS						VICTIM SERVICES		
Providing for victim compensation	YES		① ② ③			Adult protective services	–	–
Providing for victim legal representation	YES		① ② ③			Child protection services	YES	① ②
						Medico-legal services for sexual violence	YES	① ②
						Mental health services	YES	① ②

DATA ON VIOLENCE


National prevalence surveys for non-fatal violence

Child maltreatment NO Youth violence NO Intimate partner violence NO Sexual violence NO Elder abuse NO

Mechanism of homicide



Trends in homicides



¹ Subnational.



Population: 3 162 083

Gross national income per capita: US\$ 4 520

Income group: Middle

Income inequality: 34.51

ACTION PLANS, POLICIES AND LAWS RELEVANT TO SEVERAL TYPES OF VIOLENCE

National action plans		National social and educational policies	
Interpersonal violence	YES	Child maltreatment	YES
Youth violence	–	Intimate partner violence	YES
Sexual violence	YES	Elder abuse	YES
Firearms		Alcohol	
Laws to regulate civilian access	YES	Adult (15+) per capita consumption (litres of pure alcohol)	7
Mandatory background check	YES	Patterns of drinking score	LEAST RISKY ①②③④⑤ MOST RISKY
Handguns/long guns/ automatic weapons	YES/YES/YES	Excise taxes	Beer: YES Wine: YES Spirits: YES
Carrying firearms in public	YES		
Programmes to reduce civilian firearm possession and use	NO		

LAWS AND PREVENTION PROGRAMMES BY TYPE OF VIOLENCE

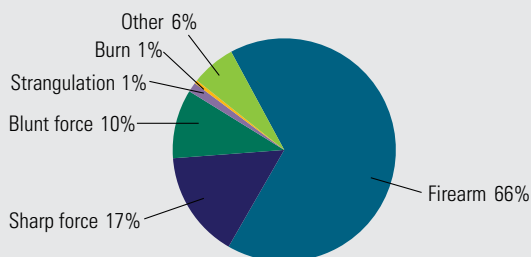
KEY			KEY			
No response/don't know –	Limited ①	Partial ②	Full ③	No response/ don't know –	Once/few times ①	Larger scale ②
Child maltreatment laws			Enforcement	Child maltreatment prevention programmes		Implementation
Legal age of marriage (male/female)	18 / 18			Home visiting	YES	① ②
Against child marriage	YES		① ② ③	Parenting education	YES	① ②
Against statutory rape	YES		① ② ③	Training to recognise / avoid sexually abusive situations	YES	① ②
Against female genital mutilation	NO		–			
Ban on corporal punishment (all settings)	YES (YES)		① ② ③			
Youth violence laws			Youth violence prevention programmes			
Against weapons on school premises	YES		① ② ③	Pre-school enrichment	YES	① ②
Against gang or criminal group membership	YES		① ② ③	Life skills and social development training	YES	① ②
				Mentoring	NO	–
				After-school supervision	NO	–
				School anti-bullying	YES	① ②
Intimate partner violence laws			Intimate partner violence prevention programmes			
Against rape in marriage	YES		① ② ③	Dating violence prevention in schools	YES	① ②
Allowing removal of violent spouse from home	YES		① ② ③	Microfinance and gender equity training	NO	–
				Social and cultural norms change	YES	① ②
Sexual violence laws			Sexual violence prevention programmes			
Against rape	YES		① ② ③	School and college programmes	NO	–
Against contact sexual violence without rape	YES		① ② ③	Physical environment changes	YES	① ②
Against non-contact sexual violence	YES		① ② ③	Social and cultural norms change	YES	① ②
Elder abuse laws			Elder abuse prevention programmes			
Against elder abuse	YES		① ② ③	Professional awareness campaigns	YES	① ②
Against elder abuse in institutions	YES		① ② ③	Public information campaigns	YES	① ②
				Caregiver support	YES	① ②
				Residential care policies	YES	① ②
VICTIM LAWS			VICTIM SERVICES			
Providing for victim compensation	NO		–	Adult protective services	YES	① ②
Providing for victim legal representation	YES		① ② ③	Child protection services	YES	① ②
				Medico-legal services for sexual violence	YES	① ②
				Mental health services	NO	–

DATA ON VIOLENCE

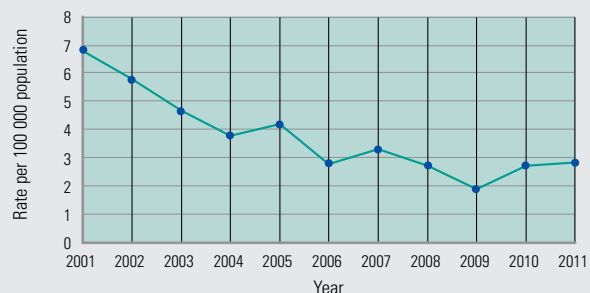
National prevalence surveys for non-fatal violence

Child maltreatment YES Youth violence – Intimate partner violence YES Sexual violence YES Elder abuse –

Mechanism of homicide



Trends in homicides



Reported homicides (2011) N= 142, Rate= 2.86/100 000 (87.3% M, 12.7% F)

Sources: Mechanism: Police/ Reported homicides: Police

Source: Police



Population: 38 481 705

Gross national income per capita: US\$ 4 970

Income group: Middle

Income inequality: 35.33

ACTION PLANS, POLICIES AND LAWS RELEVANT TO SEVERAL TYPES OF VIOLENCE

National action plans				National social and educational policies	
Interpersonal violence	YES	Child maltreatment	YES	Incentives provided for high-risk youth to complete schooling	YES
Youth violence	YES	Intimate partner violence	YES	Housing policies to de-concentrate poverty	YES
Sexual violence	YES	Elder abuse	YES		
Firearms				Alcohol	
Laws to regulate civilian access	YES			Adult (15+) per capita consumption (litres of pure alcohol)	1
Mandatory background check	YES			Patterns of drinking score	LEAST RISKY ①②③④⑤ MOST RISKY
Handguns/long guns/ automatic weapons	YES/YES/YES			Excise taxes	Beer: YES Wine: YES Spirits: YES
Carrying firearms in public	YES				
Programmes to reduce civilian firearm possession and use	NO				

LAWS AND PREVENTION PROGRAMMES BY TYPE OF VIOLENCE

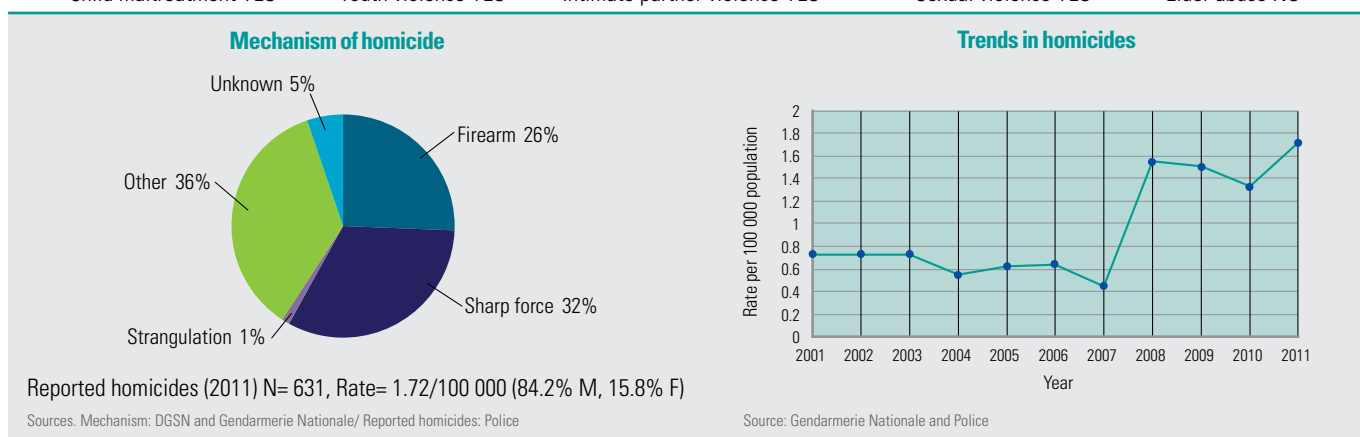
No response/don't know – Limited ① Partial ② Full ③ KEY No response/ don't know – Once/few times ① Larger scale ②

Child maltreatment laws	Enforcement	Child maltreatment prevention programmes	Implementation
Legal age of marriage (male/female)	19 / 19	Home visiting	YES ①②
Against child marriage	YES ①②③	Parenting education	YES ①②
Against statutory rape	YES ①②③	Training to recognise / avoid sexually abusive situations	YES ①②
Against female genital mutilation	NO –		
Ban on corporal punishment (all settings)	YES (NO) ①②③		
Youth violence laws	Enforcement	Youth violence prevention programmes	Implementation
Against weapons on school premises	YES ①②③	Pre-school enrichment	YES ①②
Against gang or criminal group membership	YES ①②③	Life skills and social development training	YES ①②
		Mentoring	YES ①②
		After-school supervision	NO –
		School anti-bullying	NO –
Intimate partner violence laws	Enforcement	Intimate partner violence prevention programmes	Implementation
Against rape in marriage	NO –	Dating violence prevention in schools	YES ①②
Allowing removal of violent spouse from home	NO –	Microfinance and gender equity training	YES ①②
		Social and cultural norms change	YES ①②
Sexual violence laws	Enforcement	Sexual violence prevention programmes	Implementation
Against rape	YES ①②③	School and college programmes	NO –
Against contact sexual violence without rape	YES ①②③	Physical environment changes	YES ①②
Against non-contact sexual violence	YES ①②③	Social and cultural norms change	YES ①②
Elder abuse laws	Enforcement	Elder abuse prevention programmes	Implementation
Against elder abuse	YES ①②③	Professional awareness campaigns	YES ①②
Against elder abuse in institutions	YES ①②③	Public information campaigns	YES ①②
		Caregiver support	YES ①②
		Residential care policies	YES ①②
VICTIM LAWS	Enforcement	VICTIM SERVICES	Implementation
Providing for victim compensation	NO –	Adult protective services	YES ①②
Providing for victim legal representation	YES ①②③	Child protection services	YES ①②
		Medico-legal services for sexual violence	YES ①②
		Mental health services	YES ①②

DATA ON VIOLENCE

National prevalence surveys for non-fatal violence

Child maltreatment YES Youth violence YES¹ Intimate partner violence YES Sexual violence YES Elder abuse NO



¹ Subnational.



Population: 2 969 081

Gross national income per capita: US\$ 3 770

Income group: Middle

Income inequality: 31.3

ACTION PLANS, POLICIES AND LAWS RELEVANT TO SEVERAL TYPES OF VIOLENCE

National action plans		National social and educational policies	
Interpersonal violence	NO	Child maltreatment	YES
Youth violence	NO	Intimate partner violence	YES
Sexual violence	YES	Elder abuse	NO
Firearms		Alcohol	
Laws to regulate civilian access	YES	Adult (15+) per capita consumption (litres of pure alcohol)	5.3
Mandatory background check	YES	Patterns of drinking score	LEAST RISKY ①②③④⑤ MOST RISKY
Handguns/long guns/ automatic weapons	YES/YES/YES	Excise taxes	Beer: YES Wine: YES Spirits: YES
Carrying firearms in public	YES		
Programmes to reduce civilian firearm possession and use	YES		

LAWS AND PREVENTION PROGRAMMES BY TYPE OF VIOLENCE

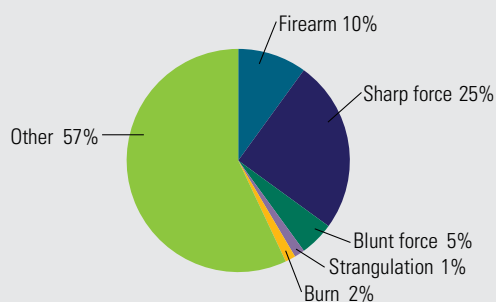
No response/don't know – Limited ① Partial ② Full ③			KEY	No response/ don't know – Once/few times ① Larger scale ②		
Child maltreatment laws			Enforcement	Child maltreatment prevention programmes		Implementation
Legal age of marriage (male/female)	16 / 16			Home visiting	YES	①②
Against child marriage	YES		①②③	Parenting education	YES	①②
Against statutory rape	YES		①②③	Training to recognise / avoid sexually abusive situations	YES	①②
Against female genital mutilation	YES		①②③			
Ban on corporal punishment (all settings)	YES (YES)		①②③			
Youth violence laws				Youth violence prevention programmes		
Against weapons on school premises	YES		①②③	Pre-school enrichment	YES	①②
Against gang or criminal group membership	YES		①②③	Life skills and social development training	YES	①②
				Mentoring	YES	①②
				After-school supervision	YES	①②
				School anti-bullying	NO	–
Intimate partner violence laws				Intimate partner violence prevention programmes		
Against rape in marriage	YES		①②③	Dating violence prevention in schools	NO	–
Allowing removal of violent spouse from home	NO		–	Microfinance and gender equity training	NO	–
				Social and cultural norms change	YES	①②
Sexual violence laws				Sexual violence prevention programmes		
Against rape	YES		①②③	School and college programmes	YES	①②
Against contact sexual violence without rape	YES		①②③	Physical environment changes	YES	①②
Against non-contact sexual violence	YES		①②③	Social and cultural norms change	YES	①②
Elder abuse laws				Elder abuse prevention programmes		
Against elder abuse	NO		–	Professional awareness campaigns	YES	①②
Against elder abuse in institutions	NO		–	Public information campaigns	NO	–
				Caregiver support	YES	①②
				Residential care policies	NO	–
VICTIM LAWS				VICTIM SERVICES		
Providing for victim compensation	NO		–	Adult protective services	YES	①②
Providing for victim legal representation	NO		–	Child protection services	YES	①②
				Medico-legal services for sexual violence	YES	①②
				Mental health services	YES	①②

DATA ON VIOLENCE

National prevalence surveys for non-fatal violence

Child maltreatment NO Youth violence NO Intimate partner violence YES Sexual violence YES Elder abuse NO

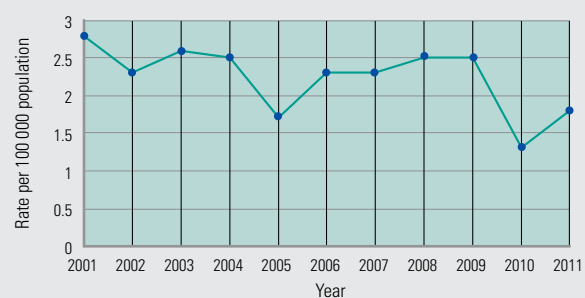
Mechanism of homicide



Reported homicides (2011) N= 62, Rate= 1.8/100 000 (74.2% M, 25.8% F)

Sources: Mechanism: Police/ Reported homicides: Police

Trends in homicides



Source: Police

AUSTRALIA



Population: 23 050 471

Gross national income per capita: US\$ 59 790

Income group: High

Income inequality: –

ACTION PLANS, POLICIES AND LAWS RELEVANT TO SEVERAL TYPES OF VIOLENCE

National action plans		National social and educational policies	
Interpersonal violence	YES	Child maltreatment	YES
Youth violence	YES ¹	Intimate partner violence	YES
Sexual violence	YES	Elder abuse	YES ¹
Firearms		Alcohol	
Laws to regulate civilian access	YES ¹	Adult (15+) per capita consumption (litres of pure alcohol)	12.2
Mandatory background check	YES ¹	Patterns of drinking score	LEAST RISKY ①②③④⑤ MOST RISKY
Handguns/long guns/ automatic weapons	YES ¹ /YES ¹ /YES ¹	Excise taxes	Beer: YES Wine: NO Spirits: YES
Carrying firearms in public	YES ¹		
Programmes to reduce civilian firearm possession and use	YES ¹		

LAWS AND PREVENTION PROGRAMMES BY TYPE OF VIOLENCE

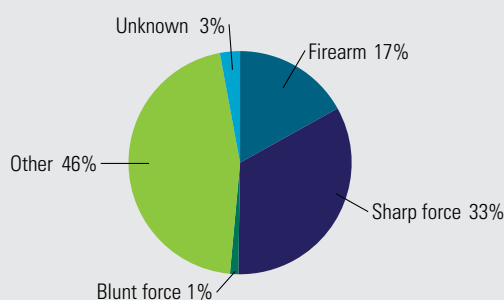
No response/don't know – Limited ① Partial ② Full ③		KEY		No response/ don't know – Once/few times ① Larger scale ②	
Child maltreatment laws		Enforcement		Child maltreatment prevention programmes	
Legal age of marriage (male/female)	18 / 18			Home visiting	YES ①②
Against child marriage	YES	①②③		Parenting education	YES ①②
Against statutory rape	YES ¹	①②③		Training to recognise / avoid sexually abusive situations	YES ①②
Against female genital mutilation	YES ¹	①②③			
Ban on corporal punishment (all settings)	YES ¹ (NO)	①②③		Youth violence prevention programmes	
Youth violence laws				Pre-school enrichment	NO –
Against weapons on school premises	YES ¹	①②③		Life skills and social development training	NO –
Against gang or criminal group membership	YES ¹	①②③		Mentoring	YES ①②
				After-school supervision	NO –
				School anti-bullying	YES ①②
Intimate partner violence laws				Intimate partner violence prevention programmes	
Against rape in marriage	YES ¹	①②③		Dating violence prevention in schools	YES ①②
Allowing removal of violent spouse from home	YES	①②③		Microfinance and gender equity training	YES ①②
				Social and cultural norms change	YES ①②
Sexual violence laws				Sexual violence prevention programmes	
Against rape	YES ¹	①②③		School and college programmes	YES ①②
Against contact sexual violence without rape	YES ¹	①②③		Physical environment changes	YES ①②
Against non-contact sexual violence	YES	①②③		Social and cultural norms change	YES ①②
Elder abuse laws				Elder abuse prevention programmes	
Against elder abuse	YES	①②③		Professional awareness campaigns	YES ①②
Against elder abuse in institutions	YES	①②③		Public information campaigns	YES ①②
				Caregiver support	YES ①②
				Residential care policies	YES ①②
VICTIM LAWS		VICTIM SERVICES			
Providing for victim compensation	YES ¹	①②③		Adult protective services	YES ①②
Providing for victim legal representation	YES ¹	①②③		Child protection services	YES ①②
				Medico-legal services for sexual violence	YES ①②
				Mental health services	YES ①②

DATA ON VIOLENCE

National prevalence surveys for non-fatal violence

Child maltreatment YES Youth violence YES Intimate partner violence YES Sexual violence YES Elder abuse YES

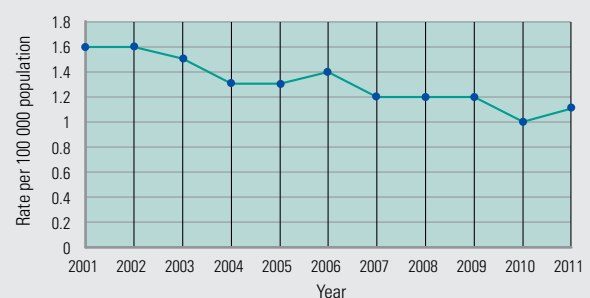
Mechanism of homicide²



Reported homicides (2011) N= 244, Rate= 1.1/100 000 (64.3% M, 35.7% F)

Sources. Mechanism: Police/ Reported homicides: Police

Trends in homicides



Source: Police

¹ Subnational.

² Homicides classified as committed without a weapon are included in "other".



Population: 8 463 948

Gross national income per capita: US\$ 47 960

Income group: High

Income inequality: 29.15

ACTION PLANS, POLICIES AND LAWS RELEVANT TO SEVERAL TYPES OF VIOLENCE

National action plans		National social and educational policies	
Interpersonal violence	NO	Child maltreatment	NO
Youth violence	YES	Intimate partner violence	NO
Sexual violence	NO	Elder abuse	NO
Firearms		Alcohol	
Laws to regulate civilian access	YES	Adult (15+) per capita consumption (litres of pure alcohol)	10.3
Mandatory background check	YES	Patterns of drinking score	LEAST RISKY ①②③④⑤ MOST RISKY
Handguns/long guns/ automatic weapons	YES/YES/YES	Excise taxes	Beer: YES Wine: NO Spirits: YES
Carrying firearms in public	YES		
Programmes to reduce civilian firearm possession and use	YES		

LAWS AND PREVENTION PROGRAMMES BY TYPE OF VIOLENCE

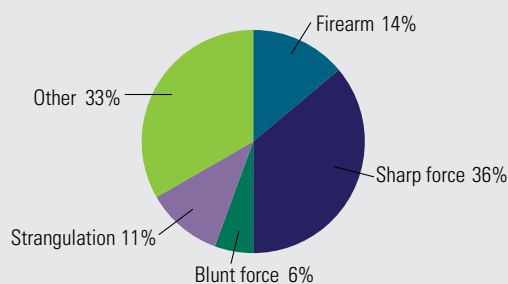
No response/don't know – Limited ① Partial ② Full ③		KEY	No response/ don't know – Once/few times ① Larger scale ②	
Child maltreatment laws		Enforcement	Child maltreatment prevention programmes	
Legal age of marriage (male/female)	18 / 18		Home visiting	YES ① ②
Against child marriage	YES	① ② ③	Parenting education	YES ① ②
Against statutory rape	YES	① ② ③	Training to recognise / avoid sexually abusive situations	YES ① ②
Against female genital mutilation	YES	① ② ③		
Ban on corporal punishment (all settings)	YES (YES)	① ② ③		
Youth violence laws			Youth violence prevention programmes	
Against weapons on school premises	YES	① ② ③	Pre-school enrichment	YES ① ②
Against gang or criminal group membership	YES	① ② ③	Life skills and social development training	YES ① ②
			Mentoring	YES ① ②
			After-school supervision	YES ① ②
			School anti-bullying	YES ① ②
Intimate partner violence laws			Intimate partner violence prevention programmes	
Against rape in marriage	YES	① ② ③	Dating violence prevention in schools	YES ① ②
Allowing removal of violent spouse from home	YES	① ② ③	Microfinance and gender equity training	NO –
			Social and cultural norms change	YES ① ②
Sexual violence laws			Sexual violence prevention programmes	
Against rape	YES	① ② ③	School and college programmes	YES ① ②
Against contact sexual violence without rape	YES	① ② ③	Physical environment changes	YES ① ②
Against non-contact sexual violence	YES	① ② ③	Social and cultural norms change	YES ① ②
Elder abuse laws			Elder abuse prevention programmes	
Against elder abuse	NO	–	Professional awareness campaigns	YES ① ②
Against elder abuse in institutions	YES	① ② ③	Public information campaigns	YES ① ②
			Caregiver support	YES ① ②
			Residential care policies	YES ① ②
VICTIM LAWS			VICTIM SERVICES	
Providing for victim compensation	YES	① ② ③	Adult protective services	YES ① ②
Providing for victim legal representation	YES	① ② ③	Child protection services	YES ① ②
			Medico-legal services for sexual violence	YES ① ②
			Mental health services	YES ① ②

DATA ON VIOLENCE

National prevalence surveys for non-fatal violence

Child maltreatment YES Youth violence YES Intimate partner violence YES Sexual violence YES Elder abuse YES

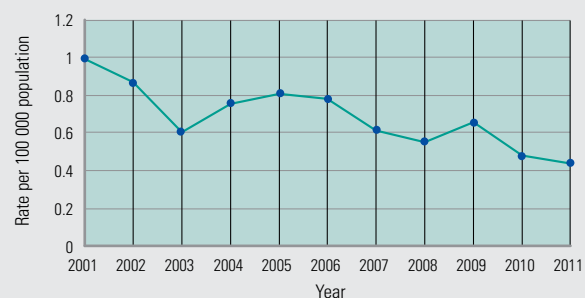
Mechanism of homicide



Reported homicides (2012) N= 36, Rate= 0.4/100 000 (44.4% M, 55.6% F)

Sources: Mechanism: Statistics Austria/ Reported homicides: VR

Trends in homicides



Source: Statistics Austria

¹ Subnational.



Population: 9 308 959

Gross national income per capita: US\$ 6 290

Income group: Middle

Income inequality: 33.71

ACTION PLANS, POLICIES AND LAWS RELEVANT TO SEVERAL TYPES OF VIOLENCE

National action plans				National social and educational policies			
Interpersonal violence	YES	Child maltreatment	NO	Incentives provided for high-risk youth to complete schooling	YES		
Youth violence	NO	Intimate partner violence	YES ¹	Housing policies to de-concentrate poverty	NO		
Sexual violence	YES ¹	Elder abuse	NO				
Firearms				Alcohol			
Laws to regulate civilian access	YES			Adult (15+) per capita consumption (litres of pure alcohol)	2.3		
Mandatory background check	YES			Patterns of drinking score	LEAST RISKY ①②③④⑤ MOST RISKY		
Handguns/long guns/ automatic weapons	YES/YES/YES			Excise taxes	Beer: YES	Wine: YES	Spirits: YES
Carrying firearms in public	YES						
Programmes to reduce civilian firearm possession and use	NO						

LAWS AND PREVENTION PROGRAMMES BY TYPE OF VIOLENCE

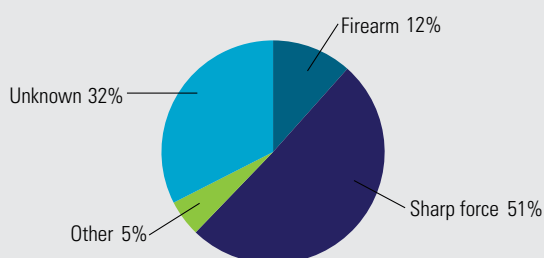
		No response/don't know –	Limited ①	Partial ②	Full ③	KEY	No response/ don't know –	Once/few times ①	Larger scale ②	
Child maltreatment laws		Enforcement					Child maltreatment prevention programmes		Implementation	
Legal age of marriage (male/female)	18 / 18						Home visiting	NO	–	
Against child marriage	YES		① ② ③				Parenting education	NO	–	
Against statutory rape	YES		① ② ③				Training to recognise / avoid sexually abusive situations	NO	–	
Against female genital mutilation	NO		–							
Ban on corporal punishment (all settings)	YES (NO)		① ② ③							
Youth violence laws							Youth violence prevention programmes			
Against weapons on school premises	YES		① ② ③				Pre-school enrichment	YES	① ②	
Against gang or criminal group membership	NO		–				Life skills and social development training	YES	① ②	
							Mentoring	NO	–	
							After-school supervision	YES	① ②	
							School anti-bullying	NO	–	
Intimate partner violence laws							Intimate partner violence prevention programmes			
Against rape in marriage	YES		① ② ③				Dating violence prevention in schools	NO	–	
Allowing removal of violent spouse from home	NO		–				Microfinance and gender equity training	NO	–	
							Social and cultural norms change	NO	–	
Sexual violence laws							Sexual violence prevention programmes			
Against rape	YES		① ② ③				School and college programmes	NO	–	
Against contact sexual violence without rape	YES		① ② ③				Physical environment changes	YES	① ②	
Against non-contact sexual violence	YES		① ② ③				Social and cultural norms change	YES	① ②	
Elder abuse laws							Elder abuse prevention programmes			
Against elder abuse	NO		–				Professional awareness campaigns	NO	–	
Against elder abuse in institutions	NO		–				Public information campaigns	NO	–	
							Caregiver support	NO	–	
							Residential care policies	NO	–	
VICTIM LAWS							VICTIM SERVICES			
Providing for victim compensation	YES ¹		–				Adult protective services	NO	–	
Providing for victim legal representation	YES		① ② ③				Child protection services	YES	① ②	
							Medico-legal services for sexual violence	YES	① ②	
							Mental health services	YES	① ②	

DATA ON VIOLENCE

National prevalence surveys for non-fatal violence

Child maltreatment NO Youth violence NO Intimate partner violence YES¹ Sexual violence YES¹ Elder abuse NO

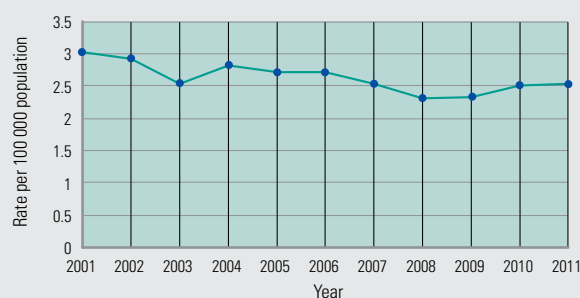
Mechanism of homicide



Reported homicides (2011) N= 231, Rate= 2.54/100 000 (66.2% M, 33.8% F)

Sources. Mechanism: Ministry of Internal Affairs/ Reported homicides: Police

Trends in homicides



Source: Country questionnaire

¹ Subnational.



Population: 1 317 827

Gross national income per capita: US\$ 19 560

Income group: High

Income inequality: –

ACTION PLANS, POLICIES AND LAWS RELEVANT TO SEVERAL TYPES OF VIOLENCE

National action plans		National social and educational policies	
Interpersonal violence	YES	Child maltreatment	YES
Youth violence	YES	Intimate partner violence	YES ¹
Sexual violence	YES ¹	Elder abuse	YES
Firearms		Alcohol	
Laws to regulate civilian access	YES	Adult (15+) per capita consumption (litres of pure alcohol)	2.1
Mandatory background check	YES	Patterns of drinking score	–
Handguns/long guns/ automatic weapons	YES/YES/YES	Excise taxes	Beer: – Wine: – Spirits: –
Carrying firearms in public	YES		
Programmes to reduce civilian firearm possession and use	NO		

LAWS AND PREVENTION PROGRAMMES BY TYPE OF VIOLENCE

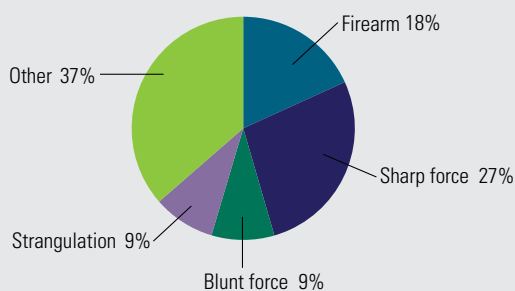
No response/don't know – Limited ① Partial ② Full ③			KEY	No response/ don't know – Once/few times ① Larger scale ②		
Child maltreatment laws			Enforcement	Child maltreatment prevention programmes		
Legal age of marriage (male/female)	16 / 16			Home visiting	YES	① ②
Against child marriage	YES		① ② ③	Parenting education	YES	① ②
Against statutory rape	YES		① ② ③	Training to recognise / avoid sexually abusive situations	YES	① ②
Against female genital mutilation	NO		–			
Ban on corporal punishment (all settings)	YES (NO)		① ② ③			
Youth violence laws				Youth violence prevention programmes		
Against weapons on school premises	YES		① ② ③	Pre-school enrichment	YES	① ②
Against gang or criminal group membership	YES		① ② ③	Life skills and social development training	YES	① ②
				Mentoring	YES	① ②
				After-school supervision	–	–
				School anti-bullying	YES	① ②
Intimate partner violence laws				Intimate partner violence prevention programmes		
Against rape in marriage	–		–	Dating violence prevention in schools	–	–
Allowing removal of violent spouse from home	–		–	Microfinance and gender equity training	–	–
				Social and cultural norms change	YES	① ②
Sexual violence laws				Sexual violence prevention programmes		
Against rape	YES		① ② ③	School and college programmes	YES	① ②
Against contact sexual violence without rape	YES		① ② ③	Physical environment changes	–	–
Against non-contact sexual violence	YES		① ② ③	Social and cultural norms change	YES	① ②
Elder abuse laws				Elder abuse prevention programmes		
Against elder abuse	YES		① ② ③	Professional awareness campaigns	YES	① ②
Against elder abuse in institutions	YES		① ② ③	Public information campaigns	YES	① ②
				Caregiver support	YES	① ②
				Residential care policies	YES	① ②
VICTIM LAWS				VICTIM SERVICES		
Providing for victim compensation	YES		① ② ③	Adult protective services	YES	① ②
Providing for victim legal representation	YES		① ② ③	Child protection services	YES	① ②
				Medico-legal services for sexual violence	YES	① ②
				Mental health services	YES	① ②

DATA ON VIOLENCE

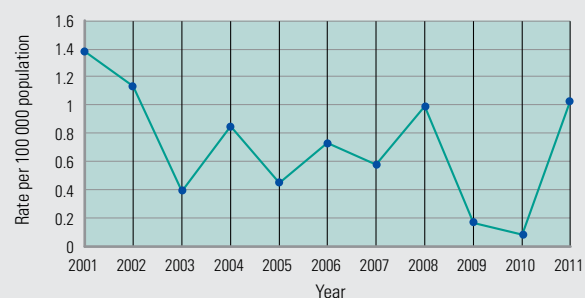
National prevalence surveys for non-fatal violence

Child maltreatment – Youth violence – Intimate partner violence – Sexual violence – Elder abuse –

Mechanism of homicide



Trends in homicides



Reported homicides (2011) N= 13, Rate= 1.03/100 000 (100% M, 0% F)

Sources: Mechanism: Police/ Reported homicides: Police

Source: Police

¹ Subnational.

BANGLADESH



Population: 154 695 368

Gross national income per capita: US\$ 830

Income group: Low

Income inequality: 32.12

ACTION PLANS, POLICIES AND LAWS RELEVANT TO SEVERAL TYPES OF VIOLENCE

National action plans		National social and educational policies	
Interpersonal violence	NO	Child maltreatment	NO
Youth violence	NO	Intimate partner violence	NO
Sexual violence	NO	Elder abuse	NO
Firearms		Alcohol	
Laws to regulate civilian access	YES	Adult (15+) per capita consumption (litres of pure alcohol)	0.2
Mandatory background check	YES	Patterns of drinking score	LEAST RISKY ①②③④⑤ MOST RISKY
Handguns/long guns/ automatic weapons	YES/YES/YES	Excise taxes	Beer: YES Wine: YES Spirits: YES
Carrying firearms in public	YES		
Programmes to reduce civilian firearm possession and use	NO		

LAWS AND PREVENTION PROGRAMMES BY TYPE OF VIOLENCE

No response/don't know – Limited ① Partial ② Full ③		KEY		No response/ don't know – Once/few times ① Larger scale ②	
Child maltreatment laws		Enforcement		Child maltreatment prevention programmes	
Legal age of marriage (male/female)	21 / 18			Home visiting	YES ①②
Against child marriage	YES	①②③		Parenting education	YES ①②
Against statutory rape	YES	①②③		Training to recognise / avoid sexually abusive situations	YES ①②
Against female genital mutilation	NO	–			
Ban on corporal punishment (all settings)	YES (NO)	①②③			
Youth violence laws				Youth violence prevention programmes	
Against weapons on school premises	YES	–		Pre-school enrichment	YES ①②
Against gang or criminal group membership	YES	–		Life skills and social development training	YES ①②
				Mentoring	YES ①②
				After-school supervision	YES ①②
				School anti-bullying	YES ①②
Intimate partner violence laws				Intimate partner violence prevention programmes	
Against rape in marriage	–	–		Dating violence prevention in schools	NO –
Allowing removal of violent spouse from home	–	–		Microfinance and gender equity training	YES ①②
				Social and cultural norms change	YES ①②
Sexual violence laws				Sexual violence prevention programmes	
Against rape	YES	①②③		School and college programmes	YES ①②
Against contact sexual violence without rape	YES	①②③		Physical environment changes	YES ①②
Against non-contact sexual violence	YES	①②③		Social and cultural norms change	YES ①②
Elder abuse laws				Elder abuse prevention programmes	
Against elder abuse	NO	–		Professional awareness campaigns	YES ①②
Against elder abuse in institutions	NO	–		Public information campaigns	YES ①②
				Caregiver support	YES ①②
				Residential care policies	– –
VICTIM LAWS				VICTIM SERVICES	
Providing for victim compensation	NO	–		Adult protective services	NO –
Providing for victim legal representation	YES	①②③		Child protection services	YES ①②
				Medico-legal services for sexual violence	YES ①②
				Mental health services	NO –

DATA ON VIOLENCE

National prevalence surveys for non-fatal violence

Child maltreatment NO

Youth violence NO

Intimate partner violence NO

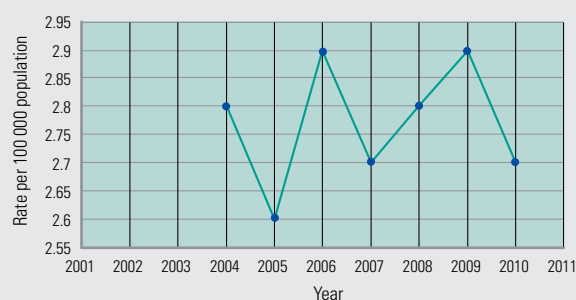
Sexual violence NO

Elder abuse NO

Mechanism of homicide



Trends in homicides



Reported homicides (2010) N= 3988, Rate= 2.7/100 000 (–% M, –% F)

Sources: Mechanism: —/ Reported homicides: Police

Source: Police



Population: 9 405 097

Gross national income per capita: US\$ 6 400

Income group: Middle

Income inequality: 26.48

ACTION PLANS, POLICIES AND LAWS RELEVANT TO SEVERAL TYPES OF VIOLENCE

National action plans		National social and educational policies	
Interpersonal violence	YES	Child maltreatment	YES
Youth violence	YES	Intimate partner violence	YES
Sexual violence	YES	Elder abuse	YES
Firearms		Alcohol	
Laws to regulate civilian access	YES	Adult (15+) per capita consumption (litres of pure alcohol)	17.5
Mandatory background check	YES	Patterns of drinking score	LEAST RISKY ①②③④⑤ MOST RISKY
Handguns/long guns/ automatic weapons	YES/YES/YES	Excise taxes	Beer: YES Wine: YES Spirits: YES
Carrying firearms in public	YES		
Programmes to reduce civilian firearm possession and use	YES		

LAWS AND PREVENTION PROGRAMMES BY TYPE OF VIOLENCE

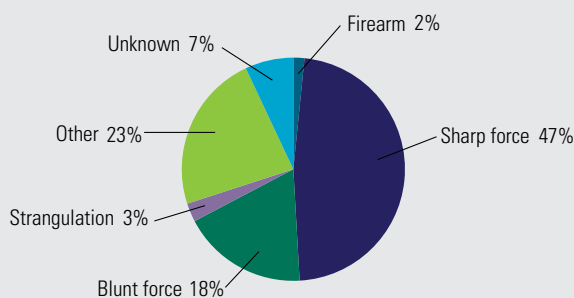
No response/don't know – Limited ① Partial ② Full ③			KEY	No response/ don't know – Once/few times ① Larger scale ②		
Child maltreatment laws			Enforcement	Child maltreatment prevention programmes		
Legal age of marriage (male/female)	15 / 15			Home visiting	YES	① ②
Against child marriage	YES		① ② ③	Parenting education	YES	① ②
Against statutory rape	YES		① ② ③	Training to recognise / avoid sexually abusive situations	YES	① ②
Against female genital mutilation	YES		① ② ③			
Ban on corporal punishment (all settings)	YES (YES)		① ② ③	Youth violence prevention programmes		
Youth violence laws				Pre-school enrichment	YES	① ②
Against weapons on school premises	YES		① ② ③	Life skills and social development training	YES	① ②
Against gang or criminal group membership	YES		① ② ③	Mentoring	YES	① ②
				After-school supervision	YES	① ②
				School anti-bullying	YES	① ②
Intimate partner violence laws				Intimate partner violence prevention programmes		
Against rape in marriage	YES		① ② ③	Dating violence prevention in schools	YES	① ②
Allowing removal of violent spouse from home	NO		–	Microfinance and gender equity training	YES	① ②
				Social and cultural norms change	YES	① ②
Sexual violence laws				Sexual violence prevention programmes		
Against rape	YES		① ② ③	School and college programmes	YES	① ②
Against contact sexual violence without rape	YES		① ② ③	Physical environment changes	YES	① ②
Against non-contact sexual violence	YES		① ② ③	Social and cultural norms change	YES	① ②
Elder abuse laws				Elder abuse prevention programmes		
Against elder abuse	YES		① ② ③	Professional awareness campaigns	YES	① ②
Against elder abuse in institutions	YES		① ② ③	Public information campaigns	YES	① ②
				Caregiver support	YES	① ②
				Residential care policies	YES	① ②
VICTIM LAWS				VICTIM SERVICES		
Providing for victim compensation	NO		–	Adult protective services	YES	① ②
Providing for victim legal representation	YES		① ② ③	Child protection services	YES	① ②
				Medico-legal services for sexual violence	YES	① ②
				Mental health services	YES	① ②

DATA ON VIOLENCE

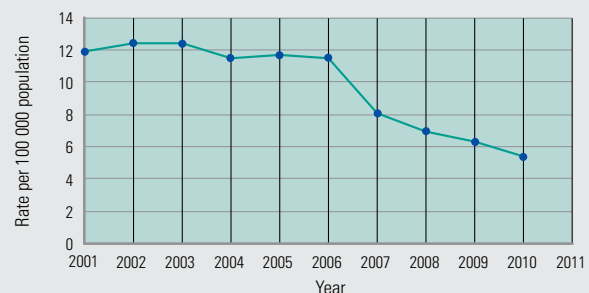
National prevalence surveys for non-fatal violence

Child maltreatment YES Youth violence NO Intimate partner violence YES Sexual violence NO Elder abuse NO

Mechanism of homicide



Trends in homicides



Reported homicides (2011) N= 429, Rate= 4.5/100 000 (68.3% M, 31.7% F)

Sources: Mechanism: Ministry of Internal Affairs/ Reported homicides: Police

Source: Police



Population: 11 060 095

Gross national income per capita: US\$ 44 810

Income group: High

Income inequality: 32.97

ACTION PLANS, POLICIES AND LAWS RELEVANT TO SEVERAL TYPES OF VIOLENCE

National action plans				National social and educational policies	
Interpersonal violence	NO	Child maltreatment	YES	Incentives provided for high-risk youth to complete schooling	YES ¹
Youth violence	NO	Intimate partner violence	YES	Housing policies to de-concentrate poverty	–
Sexual violence	YES	Elder abuse	YES		
Firearms				Alcohol	
Laws to regulate civilian access			YES	Adult (15+) per capita consumption (litres of pure alcohol)	11
Mandatory background check			YES	Patterns of drinking score	LEAST RISKY ①②③④⑤ MOST RISKY
Handguns/long guns/ automatic weapons			YES/YES/YES	Excise taxes	Beer: YES Wine: YES Spirits: YES
Carrying firearms in public			YES		
Programmes to reduce civilian firearm possession and use			YES		

LAWS AND PREVENTION PROGRAMMES BY TYPE OF VIOLENCE

No response/don't know – Limited ① Partial ② Full ③ KEY No response/ don't know – Once/few times ① Larger scale ②

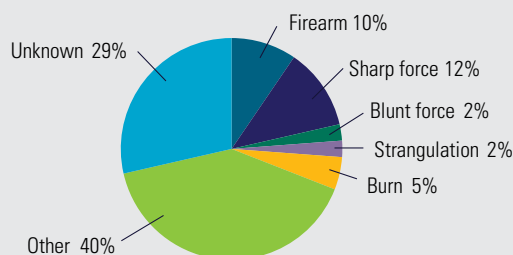
Child maltreatment laws			Enforcement	Child maltreatment prevention programmes		Implementation
Legal age of marriage (male/female)	18 / 18			Home visiting	YES	① ②
Against child marriage	YES		① ② ③	Parenting education	YES	① ②
Against statutory rape	YES		① ② ③	Training to recognise / avoid sexually abusive situations	YES	① ②
Against female genital mutilation	YES		① ② ③			
Ban on corporal punishment (all settings)	YES ¹ (NO)		① ② ③			
Youth violence laws				Youth violence prevention programmes		
Against weapons on school premises	YES		① ② ③	Pre-school enrichment	–	–
Against gang or criminal group membership	YES		–	Life skills and social development training	YES	① ②
				Mentoring	YES	① ②
				After-school supervision	–	–
				School anti-bullying	YES	① ②
Intimate partner violence laws				Intimate partner violence prevention programmes		
Against rape in marriage	YES		① ② ③	Dating violence prevention in schools	YES	① ②
Allowing removal of violent spouse from home	YES		① ② ③	Microfinance and gender equity training	NO	–
				Social and cultural norms change	YES	① ②
Sexual violence laws				Sexual violence prevention programmes		
Against rape	YES		① ② ③	School and college programmes	YES	① ②
Against contact sexual violence without rape	YES		① ② ③	Physical environment changes	–	–
Against non-contact sexual violence	YES		① ② ③	Social and cultural norms change	YES	① ②
Elder abuse laws				Elder abuse prevention programmes		
Against elder abuse	YES		① ② ③	Professional awareness campaigns	YES	① ②
Against elder abuse in institutions	YES ¹		–	Public information campaigns	YES	① ②
				Caregiver support	YES	① ②
				Residential care policies	YES	① ②
VICTIM LAWS				VICTIM SERVICES		
Providing for victim compensation	YES		① ② ③	Adult protective services	YES	① ②
Providing for victim legal representation	YES		① ② ③	Child protection services	YES	① ②
				Medico-legal services for sexual violence	YES	① ②
				Mental health services	YES	① ②

DATA ON VIOLENCE

National prevalence surveys for non-fatal violence

Child maltreatment YES¹ Youth violence YES Intimate partner violence YES Sexual violence YES Elder abuse YES¹

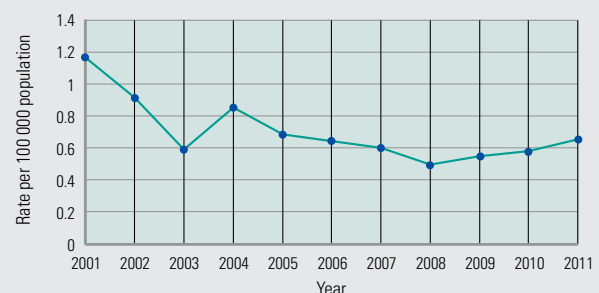
Mechanism of homicide



Reported homicides (2011) N= 72, Rate= 0.65/100 000 (–% M, –% F)

Sources. Mechanism: General Directorate for Public Health/ Reported homicides: Police

Trends in homicides



Source: Police

¹ Subnational.



Population: 324 060

Gross national income per capita: US\$ 4 620

Income group: Middle

Income inequality: 53.13

ACTION PLANS, POLICIES AND LAWS RELEVANT TO SEVERAL TYPES OF VIOLENCE

National action plans		National social and educational policies	
Interpersonal violence	YES	Child maltreatment	YES
Youth violence	YES	Intimate partner violence	YES
Sexual violence	YES	Elder abuse	NO
Firearms		Alcohol	
Laws to regulate civilian access	YES	Adult (15+) per capita consumption (litres of pure alcohol)	8.5
Mandatory background check	YES	Patterns of drinking score	LEAST RISKY ①②③④⑤ MOST RISKY
Handguns/long guns/ automatic weapons	YES/YES/YES	Excise taxes	Beer: NO Wine: NO Spirits: NO
Carrying firearms in public	YES		
Programmes to reduce civilian firearm possession and use	YES		

LAWS AND PREVENTION PROGRAMMES BY TYPE OF VIOLENCE

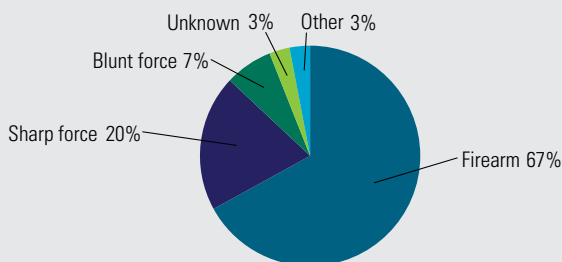
No response/don't know – Limited ① Partial ② Full ③		KEY		No response/ don't know – Once/few times ① Larger scale ②		
Child maltreatment laws			Enforcement		Child maltreatment prevention programmes	
Legal age of marriage (male/female)	16 / 16			Home visiting	YES	① ②
Against child marriage	YES	① ② ③		Parenting education	YES	① ②
Against statutory rape	YES	① ② ③		Training to recognise / avoid sexually abusive situations	YES	① ②
Against female genital mutilation	NO	–				
Ban on corporal punishment (all settings)	YES (NO)	① ② ③				
Youth violence laws					Youth violence prevention programmes	
Against weapons on school premises	YES	① ② ③		Pre-school enrichment	YES	① ②
Against gang or criminal group membership	YES	① ② ③		Life skills and social development training	YES	① ②
				Mentoring	YES	① ②
				After-school supervision	YES	① ②
				School anti-bullying	NO	–
Intimate partner violence laws					Intimate partner violence prevention programmes	
Against rape in marriage	YES	① ② ③		Dating violence prevention in schools	YES	① ②
Allowing removal of violent spouse from home	YES	① ② ③		Microfinance and gender equity training	YES	① ②
				Social and cultural norms change	YES	① ②
Sexual violence laws					Sexual violence prevention programmes	
Against rape	YES	① ② ③		School and college programmes	YES	① ②
Against contact sexual violence without rape	YES	① ② ③		Physical environment changes	NO	–
Against non-contact sexual violence	YES	① ② ③		Social and cultural norms change	YES	① ②
Elder abuse laws					Elder abuse prevention programmes	
Against elder abuse	NO	–		Professional awareness campaigns	YES	① ②
Against elder abuse in institutions	NO	–		Public information campaigns	YES	① ②
				Caregiver support	YES	① ②
				Residential care policies	YES	① ②
VICTIM LAWS					VICTIM SERVICES	
Providing for victim compensation	NO	–		Adult protective services	YES	① ②
Providing for victim legal representation	YES ¹	① ② ③		Child protection services	YES	① ②
				Medico-legal services for sexual violence	YES	① ②
				Mental health services	YES	① ②

DATA ON VIOLENCE

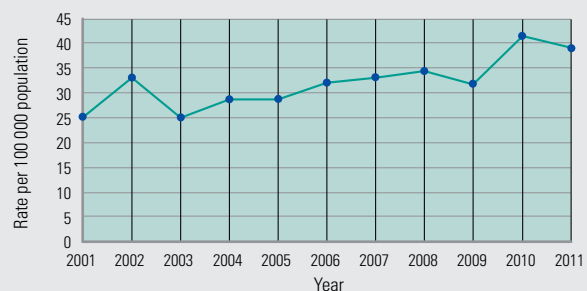
National prevalence surveys for non-fatal violence

Child maltreatment YES Youth violence NO Intimate partner violence NO Sexual violence NO Elder abuse NO

Mechanism of homicide



Trends in homicides



Reported homicides (2011) N= 124, Rate= 39/100 000 (90% M, 10% F)

Sources. Mechanism: Police/ Reported homicides: Police

Source: Police

¹ Subnational.



Population: 10 050 702

Gross national income per capita: US\$ 750

Income group: Low

Income inequality: 38.62

ACTION PLANS, POLICIES AND LAWS RELEVANT TO SEVERAL TYPES OF VIOLENCE

National action plans				National social and educational policies			
Interpersonal violence	YES ¹	Child maltreatment	YES	Incentives provided for high-risk youth to complete schooling	YES ¹		
Youth violence	YES	Intimate partner violence	YES ¹	Housing policies to de-concentrate poverty	NO		
Sexual violence	YES	Elder abuse	NO				
Firearms				Alcohol			
Laws to regulate civilian access	YES			Adult (15+) per capita consumption (litres of pure alcohol)	2.1		
Mandatory background check	YES			Patterns of drinking score	LEAST RISKY ①②③④⑤ MOST RISKY		
Handguns/long guns/ automatic weapons	YES/YES/YES			Excise taxes	Beer: YES	Wine: YES	Spirits: YES
Carrying firearms in public	YES						
Programmes to reduce civilian firearm possession and use	NO						

LAWS AND PREVENTION PROGRAMMES BY TYPE OF VIOLENCE

No response/don't know – Limited ① Partial ② Full ③ KEY No response/ don't know – Once/few times ① Larger scale ②

Child maltreatment laws	Enforcement	Child maltreatment prevention programmes	Implementation
Legal age of marriage (male/female)	18 / 18	Home visiting	YES ①②
Against child marriage	YES	Parenting education	YES ①②
Against statutory rape	YES	Training to recognise / avoid sexually abusive situations	YES ①②
Against female genital mutilation	YES		
Ban on corporal punishment (all settings)	YES (YES) ①②③		
Youth violence laws	Youth violence prevention programmes		
Against weapons on school premises	YES ①②③	Pre-school enrichment	YES ①②
Against gang or criminal group membership	YES ①②③	Life skills and social development training	YES ①②
		Mentoring	YES ①②
		After-school supervision	YES ①②
		School anti-bullying	YES ①②
Intimate partner violence laws	Intimate partner violence prevention programmes		
Against rape in marriage	YES ①②③	Dating violence prevention in schools	YES ①②
Allowing removal of violent spouse from home	YES ①②③	Microfinance and gender equity training	YES ①②
		Social and cultural norms change	YES ①②
Sexual violence laws	Sexual violence prevention programmes		
Against rape	YES ①②③	School and college programmes	YES ①②
Against contact sexual violence without rape	YES ①②③	Physical environment changes	YES ①②
Against non-contact sexual violence	YES ①②③	Social and cultural norms change	YES ①②
Elder abuse laws	Elder abuse prevention programmes		
Against elder abuse	NO –	Professional awareness campaigns	NO –
Against elder abuse in institutions	NO –	Public information campaigns	NO –
		Caregiver support	NO –
		Residential care policies	NO –
VICTIM LAWS	VICTIM SERVICES		
Providing for victim compensation	NO –	Adult protective services	NO –
Providing for victim legal representation	YES ①②③	Child protection services	YES ①②
		Medico-legal services for sexual violence	YES ①②
		Mental health services	YES ①②

DATA ON VIOLENCE

National prevalence surveys for non-fatal violence

Child maltreatment NO Youth violence NO Intimate partner violence NO Sexual violence NO Elder abuse NO

Mechanism of homicide



Trends in homicides



¹ Subnational.



Population: 741 822

Gross national income per capita: US\$ 2 420

Income group: Middle

Income inequality: 38.73

ACTION PLANS, POLICIES AND LAWS RELEVANT TO SEVERAL TYPES OF VIOLENCE

National action plans		National social and educational policies	
Interpersonal violence	NO	Child maltreatment	YES
Youth violence	YES	Intimate partner violence	YES
Sexual violence	YES	Elder abuse	NO
Firearms		Alcohol	
Laws to regulate civilian access	YES	Adult (15+) per capita consumption (litres of pure alcohol)	0.7
Mandatory background check	YES	Patterns of drinking score	–
Handguns/long guns/ automatic weapons	YES/YES/YES	Excise taxes	Beer: NO Wine: YES Spirits: YES
Carrying firearms in public	YES		
Programmes to reduce civilian firearm possession and use	YES		

LAWS AND PREVENTION PROGRAMMES BY TYPE OF VIOLENCE

No response/don't know – Limited ① Partial ② Full ③		KEY		No response/ don't know – Once/few times ① Larger scale ②	
Child maltreatment laws		Enforcement		Child maltreatment prevention programmes	
Legal age of marriage (male/female)	18 / 18			Home visiting	NO
Against child marriage	YES	① ② ③		Parenting education	YES
Against statutory rape	YES	① ② ③		Training to recognise / avoid sexually abusive situations	YES
Against female genital mutilation	NO	–			
Ban on corporal punishment (all settings)	YES (YES)	① ② ③			
Youth violence laws				Youth violence prevention programmes	
Against weapons on school premises	YES	① ② ③		Pre-school enrichment	YES
Against gang or criminal group membership	YES	① ② ③		Life skills and social development training	YES
				Mentoring	YES
				After-school supervision	YES
				School anti-bullying	YES
Intimate partner violence laws				Intimate partner violence prevention programmes	
Against rape in marriage	YES	① ② ③		Dating violence prevention in schools	YES
Allowing removal of violent spouse from home	YES	① ② ③		Microfinance and gender equity training	–
				Social and cultural norms change	YES
Sexual violence laws				Sexual violence prevention programmes	
Against rape	YES	① ② ③		School and college programmes	YES
Against contact sexual violence without rape	YES	① ② ③		Physical environment changes	YES
Against non-contact sexual violence	YES	① ② ③		Social and cultural norms change	YES
Elder abuse laws				Elder abuse prevention programmes	
Against elder abuse	NO	–		Professional awareness campaigns	NO
Against elder abuse in institutions	NO	–		Public information campaigns	NO
				Caregiver support	NO
				Residential care policies	NO
VICTIM LAWS				VICTIM SERVICES	
Providing for victim compensation	YES	① ② ③		Adult protective services	NO
Providing for victim legal representation	YES	① ② ③		Child protection services	YES
				Medico-legal services for sexual violence	YES
				Mental health services	YES

DATA ON VIOLENCE


National prevalence surveys for non-fatal violence

Child maltreatment NO Youth violence NO Intimate partner violence NO Sexual violence NO Elder abuse NO

Mechanism of homicide



Trends in homicides



BOLIVIA (PLURINATIONAL STATE OF)



Population: 10 496 285

Gross national income per capita: US\$ 2 220

Income group: Middle

Income inequality: 56.29

ACTION PLANS, POLICIES AND LAWS RELEVANT TO SEVERAL TYPES OF VIOLENCE

National action plans				National social and educational policies	
Interpersonal violence	YES	Child maltreatment	YES	Incentives provided for high-risk youth to complete schooling	NO
Youth violence	YES ¹	Intimate partner violence	YES	Housing policies to de-concentrate poverty	NO
Sexual violence	YES	Elder abuse	YES		
Firearms				Alcohol	
Laws to regulate civilian access			YES	Adult (15+) per capita consumption (litres of pure alcohol)	5.9
Mandatory background check			YES	Patterns of drinking score	LEAST RISKY ①②③④⑤ MOST RISKY
Handguns/long guns/ automatic weapons		YES/YES/NO		Excise taxes	Beer: YES Wine: YES Spirits: YES
Carrying firearms in public			YES		
Programmes to reduce civilian firearm possession and use			NO		

LAWS AND PREVENTION PROGRAMMES BY TYPE OF VIOLENCE

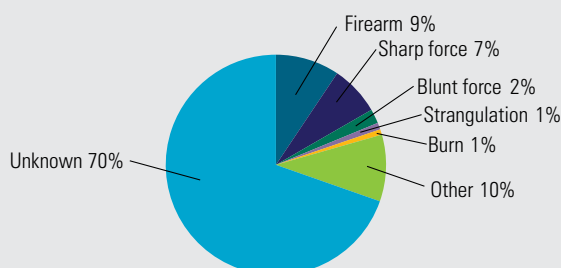
No response/don't know – Limited ① Partial ② Full ③			KEY	No response/ don't know – Once/few times ① Larger scale ②		
Child maltreatment laws			Enforcement	Child maltreatment prevention programmes		
Legal age of marriage (male/female)	16 / 14			Home visiting	YES	①②
Against child marriage	NO		–	Parenting education	YES	①②
Against statutory rape	YES	①②③		Training to recognise / avoid sexually abusive situations	YES	①②
Against female genital mutilation	NO	–				
Ban on corporal punishment (all settings)	YES (YES)	①②③				
Youth violence laws				Youth violence prevention programmes		
Against weapons on school premises	NO	–		Pre-school enrichment	NO	–
Against gang or criminal group membership	YES	①②③		Life skills and social development training	YES	①②
				Mentoring	NO	–
				After-school supervision	YES	①②
				School anti-bullying	YES	①②
Intimate partner violence laws				Intimate partner violence prevention programmes		
Against rape in marriage	YES	①②③		Dating violence prevention in schools	NO	–
Allowing removal of violent spouse from home	YES	①②③		Microfinance and gender equity training	YES	①②
				Social and cultural norms change	YES	①②
Sexual violence laws				Sexual violence prevention programmes		
Against rape	YES	①②③		School and college programmes	NO	–
Against contact sexual violence without rape	YES	①②③		Physical environment changes	NO	–
Against non-contact sexual violence	YES	①②③		Social and cultural norms change	YES	①②
Elder abuse laws				Elder abuse prevention programmes		
Against elder abuse	YES	①②③		Professional awareness campaigns	YES	①②
Against elder abuse in institutions	YES	①②③		Public information campaigns	YES	①②
				Caregiver support	NO	–
				Residential care policies	NO	–
VICTIM LAWS				VICTIM SERVICES		
Providing for victim compensation	NO	–		Adult protective services	NO	–
Providing for victim legal representation	YES	①②③		Child protection services	YES	①②
				Medico-legal services for sexual violence	YES	①②
				Mental health services	YES	①②

DATA ON VIOLENCE

National prevalence surveys for non-fatal violence

Child maltreatment NO Youth violence – Intimate partner violence YES Sexual violence YES Elder abuse NO

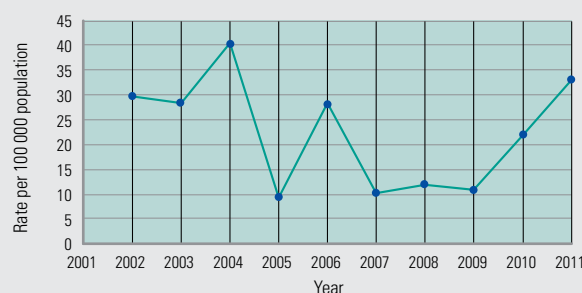
Mechanism of homicide



Reported homicides (2011) N= 3505, Rate= 33/100 000 (68% M, 32% F)

Sources: Mechanism: Police/ Reported homicides: Police

Trends in homicides



Source: Police

¹ Subnational.



Population: 2 003 910

Gross national income per capita: US\$ 7 650

Income group: Middle

Income inequality: –

ACTION PLANS, POLICIES AND LAWS RELEVANT TO SEVERAL TYPES OF VIOLENCE

National action plans		National social and educational policies	
Interpersonal violence	NO	Child maltreatment	YES
Youth violence	YES ¹	Intimate partner violence	YES
Sexual violence	YES	Elder abuse	NO
Firearms		Alcohol	
Laws to regulate civilian access	YES	Adult (15+) per capita consumption (litres of pure alcohol)	8.4
Mandatory background check	YES	Patterns of drinking score	LEAST RISKY ①②③④⑤ MOST RISKY
Handguns/long guns/ automatic weapons	YES/YES/YES	Excise taxes	Beer: YES Wine: YES Spirits: YES
Carrying firearms in public	YES		
Programmes to reduce civilian firearm possession and use	YES		

LAWS AND PREVENTION PROGRAMMES BY TYPE OF VIOLENCE

No response/don't know – Limited ① Partial ② Full ③		KEY	No response/ don't know – Once/few times ① Larger scale ②	
Child maltreatment laws		Enforcement	Child maltreatment prevention programmes	
Legal age of marriage (male/female)	21 / 21		Home visiting	NO –
Against child marriage	YES	①②③	Parenting education	NO –
Against statutory rape	YES	①②③	Training to recognise / avoid sexually abusive situations	NO –
Against female genital mutilation	YES	①②③		
Ban on corporal punishment (all settings)	NO (–)	–		
Youth violence laws			Youth violence prevention programmes	
Against weapons on school premises	YES	①②③	Pre-school enrichment	YES ①②
Against gang or criminal group membership	YES	①②③	Life skills and social development training	YES ①②
			Mentoring	YES ①②
			After-school supervision	YES ①②
			School anti-bullying	YES ①②
Intimate partner violence laws			Intimate partner violence prevention programmes	
Against rape in marriage	NO	–	Dating violence prevention in schools	YES ①②
Allowing removal of violent spouse from home	YES	①②③	Microfinance and gender equity training	YES ①②
			Social and cultural norms change	YES ①②
Sexual violence laws			Sexual violence prevention programmes	
Against rape	YES	①②③	School and college programmes	YES ①②
Against contact sexual violence without rape	YES	①②③	Physical environment changes	YES ①②
Against non-contact sexual violence	YES ¹	①②③	Social and cultural norms change	YES ①②
Elder abuse laws			Elder abuse prevention programmes	
Against elder abuse	YES	①②③	Professional awareness campaigns	YES ①②
Against elder abuse in institutions	NO	–	Public information campaigns	YES ①②
			Caregiver support	YES ①②
			Residential care policies	NO –
VICTIM LAWS			VICTIM SERVICES	
Providing for victim compensation	NO	–	Adult protective services	YES ①②
Providing for victim legal representation	YES	①②③	Child protection services	YES ①②
			Medico-legal services for sexual violence	YES ①②
			Mental health services	YES ①②

DATA ON VIOLENCE

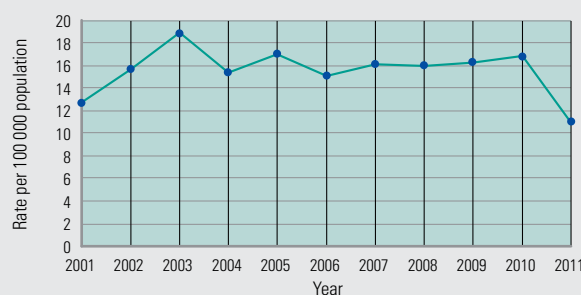
National prevalence surveys for non-fatal violence

Child maltreatment NO Youth violence NO Intimate partner violence YES Sexual violence YES Elder abuse NO

Mechanism of homicide



Trends in homicides



Reported homicides (2011) N= 220, Rate= 10.9/100 000 (–% M, –% F)

Sources: Mechanism: —/ Reported homicides: Police

Source: Police

¹ Subnational.



Population: 198 656 019

Gross national income per capita: US\$ 11 640

Income group: Middle

Income inequality: 54.69

ACTION PLANS, POLICIES AND LAWS RELEVANT TO SEVERAL TYPES OF VIOLENCE

National action plans				National social and educational policies	
Interpersonal violence	YES	Child maltreatment	YES	Incentives provided for high-risk youth to complete schooling	YES
Youth violence	YES	Intimate partner violence	YES	Housing policies to de-concentrate poverty	YES
Sexual violence	YES	Elder abuse	YES		
Firearms				Alcohol	
Laws to regulate civilian access	YES			Adult (15+) per capita consumption (litres of pure alcohol)	8.7
Mandatory background check	YES			Patterns of drinking score	LEAST RISKY ①②③④⑤ MOST RISKY
Handguns/long guns/ automatic weapons	YES/YES/YES			Excise taxes	Beer: YES Wine: YES Spirits: YES
Carrying firearms in public	YES				
Programmes to reduce civilian firearm possession and use	YES				

LAWS AND PREVENTION PROGRAMMES BY TYPE OF VIOLENCE

No response/don't know – Limited ① Partial ② Full ③ KEY No response/ don't know – Once/few times ① Larger scale ②

Child maltreatment laws			Enforcement	Child maltreatment prevention programmes			Implementation
Legal age of marriage (male/female)	18 / 18			Home visiting	YES		①②
Against child marriage	YES		①②③	Parenting education	NO		–
Against statutory rape	YES		①②③	Training to recognise / avoid sexually abusive situations	YES		①②
Against female genital mutilation	YES		①②③				
Ban on corporal punishment (all settings)	– (NO)		–				
Youth violence laws				Youth violence prevention programmes			
Against weapons on school premises	YES		①②③	Pre-school enrichment	YES		①②
Against gang or criminal group membership	NO		–	Life skills and social development training	YES		①②
				Mentoring	NO		–
				After-school supervision	NO		–
				School anti-bullying	YES		①②
Intimate partner violence laws				Intimate partner violence prevention programmes			
Against rape in marriage	YES		①②③	Dating violence prevention in schools	YES		①②
Allowing removal of violent spouse from home	YES		①②③	Microfinance and gender equity training	YES		①②
				Social and cultural norms change	YES		①②
Sexual violence laws				Sexual violence prevention programmes			
Against rape	YES		①②③	School and college programmes	YES		①②
Against contact sexual violence without rape	YES		①②③	Physical environment changes	YES		①②
Against non-contact sexual violence	YES		①②③	Social and cultural norms change	YES		①②
Elder abuse laws				Elder abuse prevention programmes			
Against elder abuse	YES		①②③	Professional awareness campaigns	YES		①②
Against elder abuse in institutions	YES		①②③	Public information campaigns	YES		①②
				Caregiver support	YES		①②
				Residential care policies	YES		①②
VICTIM LAWS				VICTIM SERVICES			
Providing for victim compensation	YES		①②③	Adult protective services	YES		①②
Providing for victim legal representation	YES		①②③	Child protection services	YES		①②
				Medico-legal services for sexual violence	YES		①②
				Mental health services	YES		①②

DATA ON VIOLENCE

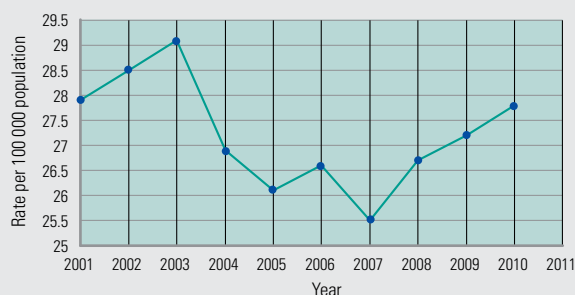
National prevalence surveys for non-fatal violence

Child maltreatment YES Youth violence YES Intimate partner violence YES Sexual violence YES Elder abuse YES

Mechanism of homicide



Trends in homicides



Reported homicides (2012) N= 47136, Rate= 24.3/100 000 (–% M, –% F)

Sources. Mechanism: —/ Reported homicides: Police

Source: Ministry of Health, Sistema de Informações sobre Mortalidade.



Population: 412 238

Gross national income per capita: US\$ 31 590

Income group: High

Income inequality: –

ACTION PLANS, POLICIES AND LAWS RELEVANT TO SEVERAL TYPES OF VIOLENCE

National action plans		National social and educational policies	
Interpersonal violence	NO	Child maltreatment	NO
Youth violence	NO	Intimate partner violence	NO
Sexual violence	NO	Elder abuse	NO
Firearms		Alcohol	
Laws to regulate civilian access	YES	Adult (15+) per capita consumption (litres of pure alcohol)	0.9
Mandatory background check	YES	Patterns of drinking score	–
Handguns/long guns/ automatic weapons	YES/YES/YES	Excise taxes	Beer: YES Wine: YES Spirits: YES
Carrying firearms in public	YES		
Programmes to reduce civilian firearm possession and use	NO		

LAWS AND PREVENTION PROGRAMMES BY TYPE OF VIOLENCE

No response/don't know – Limited ① Partial ② Full ③			KEY	No response/ don't know – Once/few times ① Larger scale ②		
Child maltreatment laws			Enforcement	Child maltreatment prevention programmes		Implementation
Legal age of marriage (male/female)	15 / 15			Home visiting	NO	–
Against child marriage	NO			Parenting education	NO	–
Against statutory rape	YES			Training to recognise / avoid sexually abusive situations	NO	–
Against female genital mutilation	NO					
Ban on corporal punishment (all settings)	NO (–)					
Youth violence laws				Youth violence prevention programmes		
Against weapons on school premises	YES		① ② ③	Pre-school enrichment	NO	–
Against gang or criminal group membership	NO		–	Life skills and social development training	YES	① ②
				Mentoring	YES	① ②
				After-school supervision	NO	–
				School anti-bullying	YES	① ②
Intimate partner violence laws				Intimate partner violence prevention programmes		
Against rape in marriage	NO		–	Dating violence prevention in schools	NO	–
Allowing removal of violent spouse from home	YES		① ② ③	Microfinance and gender equity training	NO	–
				Social and cultural norms change	NO	–
Sexual violence laws				Sexual violence prevention programmes		
Against rape	YES		① ② ③	School and college programmes	YES	① ②
Against contact sexual violence without rape	YES		① ② ③	Physical environment changes	NO	–
Against non-contact sexual violence	YES		① ② ③	Social and cultural norms change	NO	–
Elder abuse laws				Elder abuse prevention programmes		
Against elder abuse	YES		① ② ③	Professional awareness campaigns	NO	–
Against elder abuse in institutions	NO		–	Public information campaigns	NO	–
				Caregiver support	NO	–
				Residential care policies	NO	–
VICTIM LAWS				VICTIM SERVICES		
Providing for victim compensation	NO		–	Adult protective services	NO	–
Providing for victim legal representation	NO		–	Child protection services	YES	① ②
				Medico-legal services for sexual violence	YES	① ②
				Mental health services	YES	① ②

DATA ON VIOLENCE

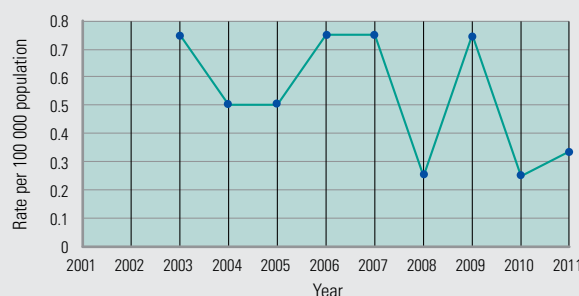
National prevalence surveys for non-fatal violence

Child maltreatment NO Youth violence NO Intimate partner violence NO Sexual violence NO Elder abuse NO

Mechanism of homicide



Trends in homicides



Reported homicides (2013) N= 2, Rate= 0.5/100 000 (50% M, 50% F)

Sources: Mechanism: Police/ Reported homicides: Police

Source: Police



Population: 7 277 831

Gross national income per capita: US\$ 6 850

Income group: Middle

Income inequality: 28.19

ACTION PLANS, POLICIES AND LAWS RELEVANT TO SEVERAL TYPES OF VIOLENCE

National action plans				National social and educational policies			
Interpersonal violence	YES	Child maltreatment	YES	Incentives provided for high-risk youth to complete schooling	YES		
Youth violence	YES	Intimate partner violence	YES	Housing policies to de-concentrate poverty	NO		
Sexual violence	YES	Elder abuse	YES				
Firearms				Alcohol			
Laws to regulate civilian access	YES			Adult (15+) per capita consumption (litres of pure alcohol)	11.4		
Mandatory background check	YES			Patterns of drinking score	LEAST RISKY ①②③④⑤ MOST RISKY		
Handguns/long guns/ automatic weapons	YES/YES/YES			Excise taxes	Beer: YES	Wine: NO	Spirits: YES
Carrying firearms in public	YES						
Programmes to reduce civilian firearm possession and use	NO						

LAWS AND PREVENTION PROGRAMMES BY TYPE OF VIOLENCE

No response/don't know – Limited ① Partial ② Full ③ **KEY** No response/ don't know – Once/few times ① Larger scale ②

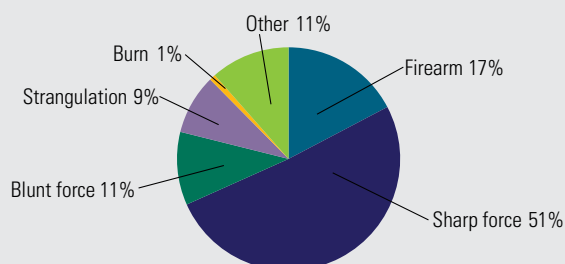
Child maltreatment laws			Enforcement	Child maltreatment prevention programmes			Implementation
Legal age of marriage (male/female)	16 / 16			Home visiting	YES		①②
Against child marriage	YES		①②③	Parenting education	YES		①②
Against statutory rape	YES		①②③	Training to recognise / avoid sexually abusive situations	YES		①②
Against female genital mutilation	NO		–				
Ban on corporal punishment (all settings)	YES (YES)		①②③				
Youth violence laws				Youth violence prevention programmes			
Against weapons on school premises	YES		①②③	Pre-school enrichment	YES		①②
Against gang or criminal group membership	NO		–	Life skills and social development training	YES		①②
				Mentoring	NO		–
				After-school supervision	YES		①②
				School anti-bullying	YES		①②
Intimate partner violence laws				Intimate partner violence prevention programmes			
Against rape in marriage	NO		–	Dating violence prevention in schools	NO		–
Allowing removal of violent spouse from home	YES		①②③	Microfinance and gender equity training	YES		①②
				Social and cultural norms change	YES		①②
Sexual violence laws				Sexual violence prevention programmes			
Against rape	YES		①②③	School and college programmes	YES		①②
Against contact sexual violence without rape	YES		①②③	Physical environment changes	NO		–
Against non-contact sexual violence	YES		–	Social and cultural norms change	NO		–
Elder abuse laws				Elder abuse prevention programmes			
Against elder abuse	YES		①②③	Professional awareness campaigns	YES		①②
Against elder abuse in institutions	NO		–	Public information campaigns	YES		①②
				Caregiver support	YES		①②
				Residential care policies	YES		①②
VICTIM LAWS				VICTIM SERVICES			
Providing for victim compensation	YES		①②③	Adult protective services	YES		①②
Providing for victim legal representation	YES		①②③	Child protection services	YES		①②
				Medico-legal services for sexual violence	YES		①②
				Mental health services	YES		①②

DATA ON VIOLENCE

National prevalence surveys for non-fatal violence

Child maltreatment YES Youth violence NO Intimate partner violence NO Sexual violence NO Elder abuse –

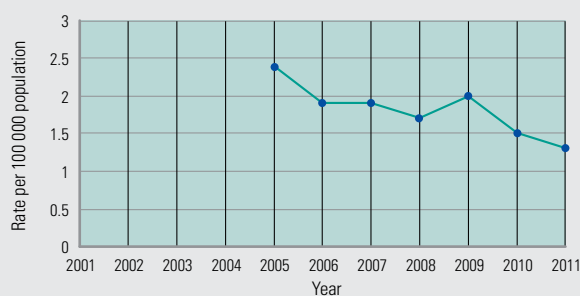
Mechanism of homicide



Reported homicides (2011) N= 104, Rate= 1.3/100 000 (71% M, 29% F)

Sources. Mechanism: Ministry of Interior/ Reported homicides: Police

Trends in homicides



Source: Ministry of Interior



Population: 16 460 141

Gross national income per capita: US\$ 670

Income group: Low

Income inequality: 39.79

ACTION PLANS, POLICIES AND LAWS RELEVANT TO SEVERAL TYPES OF VIOLENCE

National action plans		National social and educational policies	
Interpersonal violence	NO	Child maltreatment	YES
Youth violence	YES	Intimate partner violence	YES
Sexual violence	YES	Elder abuse	YES
Firearms		Alcohol	
Laws to regulate civilian access	YES	Adult (15+) per capita consumption (litres of pure alcohol)	6.8
Mandatory background check	YES	Patterns of drinking score	LEAST RISKY ①②③④⑤ MOST RISKY
Handguns/long guns/ automatic weapons	YES/YES/YES	Excise taxes	Beer: YES Wine: YES Spirits: YES
Carrying firearms in public	YES		
Programmes to reduce civilian firearm possession and use	YES		

LAWS AND PREVENTION PROGRAMMES BY TYPE OF VIOLENCE

No response/don't know – Limited ① Partial ② Full ③		KEY	No response/ don't know – Once/few times ① Larger scale ②	
Child maltreatment laws		Enforcement	Child maltreatment prevention programmes	
Legal age of marriage (male/female)	20 / 17		Home visiting	NO –
Against child marriage	YES	①②③	Parenting education	YES ①②
Against statutory rape	YES	①②③	Training to recognise / avoid sexually abusive situations	YES ①②
Against female genital mutilation	YES	①②③		
Ban on corporal punishment (all settings)	YES (YES)	①②③		
Youth violence laws			Youth violence prevention programmes	
Against weapons on school premises	YES	①②③	Pre-school enrichment	NO –
Against gang or criminal group membership	YES	①②③	Life skills and social development training	NO –
			Mentoring	YES ①②
			After-school supervision	NO –
			School anti-bullying	YES ①②
Intimate partner violence laws			Intimate partner violence prevention programmes	
Against rape in marriage	–	–	Dating violence prevention in schools	NO –
Allowing removal of violent spouse from home	–	–	Microfinance and gender equity training	YES ①②
			Social and cultural norms change	NO –
Sexual violence laws			Sexual violence prevention programmes	
Against rape	YES	①②③	School and college programmes	YES ①②
Against contact sexual violence without rape	YES	①②③	Physical environment changes	YES ①②
Against non-contact sexual violence	NO	–	Social and cultural norms change	NO –
Elder abuse laws			Elder abuse prevention programmes	
Against elder abuse	NO	–	Professional awareness campaigns	YES ①②
Against elder abuse in institutions	NO	–	Public information campaigns	YES ①②
			Caregiver support	NO –
			Residential care policies	NO –
VICTIM LAWS			VICTIM SERVICES	
Providing for victim compensation	YES	①②③	Adult protective services	YES ①②
Providing for victim legal representation	NO	–	Child protection services	YES ①②
			Medico-legal services for sexual violence	YES ①②
			Mental health services	YES ①②

DATA ON VIOLENCE

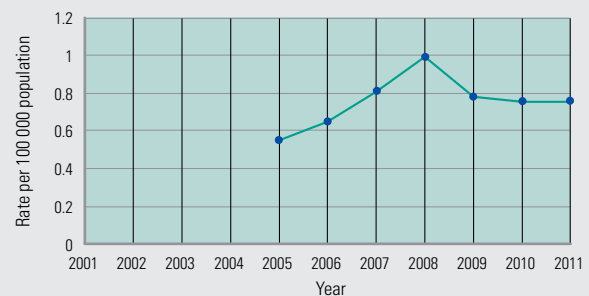
National prevalence surveys for non-fatal violence

Child maltreatment NO Youth violence NO Intimate partner violence YES¹ Sexual violence YES Elder abuse YES¹

Mechanism of homicide



Trends in homicides



Reported homicides (2012) N= 117, Rate= 0.73/100 000 (–% M, –% F)

Sources. Mechanism: —/ Reported homicides: Police

Source: Police

¹ Subnational.



Population: 9 849 569

Gross national income per capita: US\$ 240

Income group: Low

Income inequality: 33.27

ACTION PLANS, POLICIES AND LAWS RELEVANT TO SEVERAL TYPES OF VIOLENCE

National action plans				National social and educational policies			
Interpersonal violence	NO	Child maltreatment	NO	Incentives provided for high-risk youth to complete schooling	NO		
Youth violence	NO	Intimate partner violence	YES	Housing policies to de-concentrate poverty	NO		
Sexual violence	YES	Elder abuse	NO				
Firearms				Alcohol			
Laws to regulate civilian access	YES			Adult (15+) per capita consumption (litres of pure alcohol)	9.3		
Mandatory background check	YES			Patterns of drinking score	LEAST RISKY ①②③④⑤ MOST RISKY		
Handguns/long guns/ automatic weapons	YES/YES/YES			Excise taxes	Beer: YES	Wine: YES	Spirits: YES
Carrying firearms in public	YES						
Programmes to reduce civilian firearm possession and use	YES						

LAWS AND PREVENTION PROGRAMMES BY TYPE OF VIOLENCE

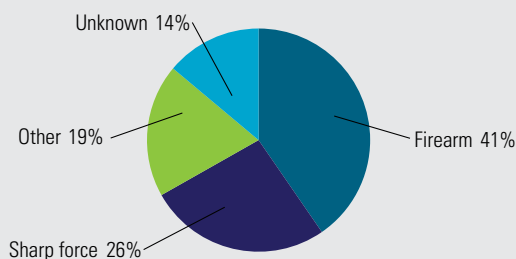
		No response/don't know –	Limited ①	Partial ②	Full ③	KEY	No response/ don't know –	Once/few times ①	Larger scale ②
Child maltreatment laws						Enforcement	Child maltreatment prevention programmes		Implementation
Legal age of marriage (male/female)	21 / 18						Home visiting	NO	–
Against child marriage	YES					①②③	Parenting education	NO	–
Against statutory rape	YES					①②③	Training to recognise / avoid sexually abusive situations	NO	–
Against female genital mutilation	YES					①②③			
Ban on corporal punishment (all settings)	YES (NO)					①②③			
Youth violence laws							Youth violence prevention programmes		
Against weapons on school premises	YES					①②③	Pre-school enrichment	NO	–
Against gang or criminal group membership	YES					①②③	Life skills and social development training	NO	–
							Mentoring	NO	–
							After-school supervision	NO	–
							School anti-bullying	YES	①②
Intimate partner violence laws							Intimate partner violence prevention programmes		
Against rape in marriage	YES					①②③	Dating violence prevention in schools	NO	–
Allowing removal of violent spouse from home	NO					–	Microfinance and gender equity training	YES	①②
							Social and cultural norms change	YES	①②
Sexual violence laws							Sexual violence prevention programmes		
Against rape	YES					①②③	School and college programmes	YES	①②
Against contact sexual violence without rape	YES					①②③	Physical environment changes	NO	–
Against non-contact sexual violence	YES					①②③	Social and cultural norms change	YES	①②
Elder abuse laws							Elder abuse prevention programmes		
Against elder abuse	NO					–	Professional awareness campaigns	NO	–
Against elder abuse in institutions	NO					–	Public information campaigns	NO	–
							Caregiver support	NO	–
							Residential care policies	NO	–
VICTIM LAWS							VICTIM SERVICES		
Providing for victim compensation	NO					–	Adult protective services	NO	–
Providing for victim legal representation	YES					①②③	Child protection services	YES	①②
							Medico-legal services for sexual violence	YES	①②
							Mental health services	YES	①②

DATA ON VIOLENCE

National prevalence surveys for non-fatal violence

Child maltreatment NO Youth violence NO Intimate partner violence NO Sexual violence NO Elder abuse NO

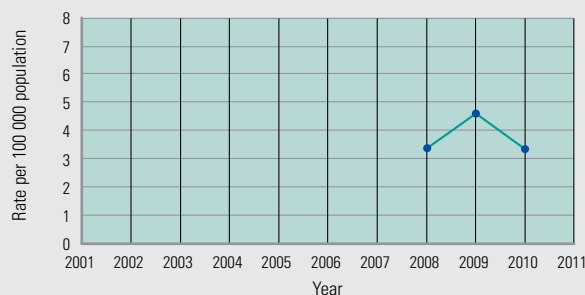
Mechanism of homicide



Reported homicides (2013) N= 478, Rate= 5.97/100 000 (–% M, –% F)

Sources: Mechanism: Country questionnaire/ Reported homicides: Police

Trends in homicides



Source: Police



Population: 14 864 646

Gross national income per capita: US\$ 880

Income group: Low

Income inequality: 36.03

ACTION PLANS, POLICIES AND LAWS RELEVANT TO SEVERAL TYPES OF VIOLENCE

National action plans		National social and educational policies	
Interpersonal violence	YES	Child maltreatment	YES
Youth violence	YES	Intimate partner violence	YES
Sexual violence	YES	Elder abuse	YES
Firearms		Alcohol	
Laws to regulate civilian access	YES	Adult (15+) per capita consumption (litres of pure alcohol)	5.5
Mandatory background check	YES	Patterns of drinking score	LEAST RISKY ①②③④⑤ MOST RISKY
Handguns/long guns/ automatic weapons	YES/YES/YES	Excise taxes	Beer: YES Wine: YES Spirits: YES
Carrying firearms in public	YES		
Programmes to reduce civilian firearm possession and use	YES		

LAWS AND PREVENTION PROGRAMMES BY TYPE OF VIOLENCE

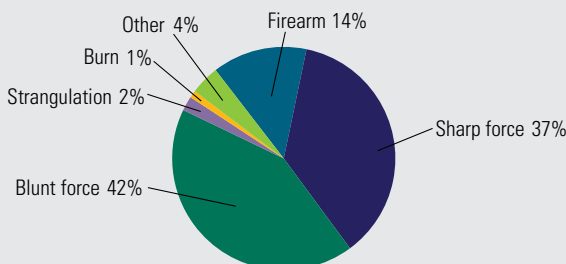
No response/don't know – Limited ① Partial ② Full ③		KEY	No response/ don't know – Once/few times ① Larger scale ②	
Child maltreatment laws		Enforcement	Child maltreatment prevention programmes	
Legal age of marriage (male/female)	18 / 18		Home visiting	NO –
Against child marriage	YES	① ② ③	Parenting education	YES ① ②
Against statutory rape	YES	① ② ③	Training to recognise / avoid sexually abusive situations	YES ① ②
Against female genital mutilation	YES	① ② ③		
Ban on corporal punishment (all settings)	YES (NO)	–		
Youth violence laws			Youth violence prevention programmes	
Against weapons on school premises	YES	① ② ③	Pre-school enrichment	NO –
Against gang or criminal group membership	YES	① ② ③	Life skills and social development training	NO –
			Mentoring	YES ① ②
			After-school supervision	YES ① ②
			School anti-bullying	YES ① ②
Intimate partner violence laws			Intimate partner violence prevention programmes	
Against rape in marriage	YES	① ② ③	Dating violence prevention in schools	NO –
Allowing removal of violent spouse from home	YES	① ② ③	Microfinance and gender equity training	NO –
			Social and cultural norms change	NO –
Sexual violence laws			Sexual violence prevention programmes	
Against rape	YES	① ② ③	School and college programmes	NO –
Against contact sexual violence without rape	YES	① ② ③	Physical environment changes	NO –
Against non-contact sexual violence	YES	① ② ③	Social and cultural norms change	NO –
Elder abuse laws			Elder abuse prevention programmes	
Against elder abuse	NO	–	Professional awareness campaigns	NO –
Against elder abuse in institutions	NO	–	Public information campaigns	NO –
			Caregiver support	NO –
			Residential care policies	NO –
VICTIM LAWS			VICTIM SERVICES	
Providing for victim compensation	NO	–	Adult protective services	YES ① ②
Providing for victim legal representation	YES	① ② ③	Child protection services	YES ① ②
			Medico-legal services for sexual violence	YES ① ②
			Mental health services	YES ① ②

DATA ON VIOLENCE

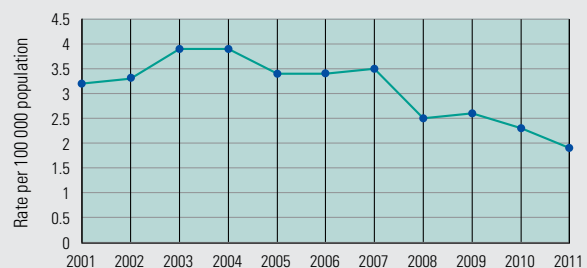
National prevalence surveys for non-fatal violence

Child maltreatment NO Youth violence YES Intimate partner violence YES Sexual violence YES Elder abuse NO

Mechanism of homicide



Trends in homicides



Reported homicides (2011) N= 268, Rate= 1.9/100 000 (73.2% M, 26.8% F)

Sources: Mechanism: Country questionnaire/ Reported homicides: Police

Source: Ministry of Interior



Population: 21 699 631

Gross national income per capita: US\$ 1 190

Income group: Middle

Income inequality: 38.91

ACTION PLANS, POLICIES AND LAWS RELEVANT TO SEVERAL TYPES OF VIOLENCE

National action plans		National social and educational policies	
Interpersonal violence	NO	Child maltreatment	NO
Youth violence	NO	Intimate partner violence	NO
Sexual violence	NO	Elder abuse	NO
Firearms		Alcohol	
Laws to regulate civilian access	YES	Adult (15+) per capita consumption (litres of pure alcohol)	8.4
Mandatory background check	YES	Patterns of drinking score	LEAST RISKY ①②③④⑤ MOST RISKY
Handguns/long guns/ automatic weapons	YES/YES/YES	Excise taxes	Beer: YES Wine: YES Spirits: YES
Carrying firearms in public	YES		
Programmes to reduce civilian firearm possession and use	YES		

LAWS AND PREVENTION PROGRAMMES BY TYPE OF VIOLENCE

No response/don't know – Limited ① Partial ② Full ③ KEY No response/ don't know – Once/few times ① Larger scale ②

Child maltreatment laws	Enforcement	Child maltreatment prevention programmes	Implementation
Legal age of marriage (male/female)	18 / 18	Home visiting	YES ①②
Against child marriage	YES ①②③	Parenting education	YES ①②
Against statutory rape	YES ①②③	Training to recognise / avoid sexually abusive situations	YES ①②
Against female genital mutilation	NO –		
Ban on corporal punishment (all settings)	YES (NO) ①②③		
Youth violence laws		Youth violence prevention programmes	
Against weapons on school premises	YES ①②③	Pre-school enrichment	NO –
Against gang or criminal group membership	YES ①②③	Life skills and social development training	YES ①②
		Mentoring	YES ①②
		After-school supervision	– –
		School anti-bullying	YES ①②
Intimate partner violence laws		Intimate partner violence prevention programmes	
Against rape in marriage	YES ①②③	Dating violence prevention in schools	NO –
Allowing removal of violent spouse from home	NO –	Microfinance and gender equity training	NO –
		Social and cultural norms change	YES ①②
Sexual violence laws		Sexual violence prevention programmes	
Against rape	YES ①②③	School and college programmes	YES ①②
Against contact sexual violence without rape	NO –	Physical environment changes	YES ①②
Against non-contact sexual violence	NO –	Social and cultural norms change	YES ①②
Elder abuse laws		Elder abuse prevention programmes	
Against elder abuse	NO –	Professional awareness campaigns	YES ①②
Against elder abuse in institutions	NO –	Public information campaigns	YES ①②
		Caregiver support	NO –
		Residential care policies	YES ①②
VICTIM LAWS		VICTIM SERVICES	
Providing for victim compensation	NO –	Adult protective services	– –
Providing for victim legal representation	YES ①②③	Child protection services	YES ①②
		Medico-legal services for sexual violence	YES ①②
		Mental health services	YES ①②

DATA ON VIOLENCE

National prevalence surveys for non-fatal violence

Child maltreatment YES Youth violence YES Intimate partner violence YES Sexual violence YES Elder abuse YES

Mechanism of homicide



Trends in homicides

YEAR	HOMICIDES PER 100 000
2006	5.4
2007	2.3

Reported homicides (2011) N= –, Rate= 9/100 000 (–% M, –% F)

Sources: Mechanism: —/ Reported homicides: Police

Source: Police



Population: 34 837 978

Gross national income per capita: US\$ 50 650

Income group: High

Income inequality: 32.56

ACTION PLANS, POLICIES AND LAWS RELEVANT TO SEVERAL TYPES OF VIOLENCE

National action plans		National social and educational policies	
Interpersonal violence	YES	Child maltreatment	YES
Youth violence	YES	Intimate partner violence	YES
Sexual violence	YES	Elder abuse	YES
Firearms		Alcohol	
Laws to regulate civilian access	YES	Adult (15+) per capita consumption (litres of pure alcohol)	10.2
Mandatory background check	YES	Patterns of drinking score	LEAST RISKY ① ② ③ ④ ⑤ MOST RISKY
Handguns/long guns/ automatic weapons	YES/YES/YES	Excise taxes	Beer: YES Wine: YES Spirits: YES
Carrying firearms in public	YES		
Programmes to reduce civilian firearm possession and use	YES		

LAWS AND PREVENTION PROGRAMMES BY TYPE OF VIOLENCE

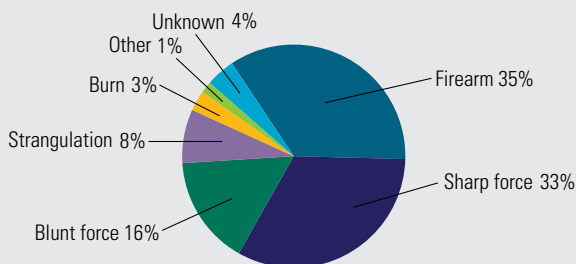
No response/don't know – Limited ① Partial ② Full ③			KEY	No response/ don't know – Once/few times ① Larger scale ②		
Child maltreatment laws			Enforcement	Child maltreatment prevention programmes		
Legal age of marriage (male/female)	18 / 18			Home visiting	YES	① ②
Against child marriage	YES ¹		① ② ③	Parenting education	YES	① ②
Against statutory rape	YES		① ② ③	Training to recognise / avoid sexually abusive situations	YES	① ②
Against female genital mutilation	YES		① ② ③			
Ban on corporal punishment (all settings)	YES ¹ (NO)		① ② ③			
Youth violence laws				Youth violence prevention programmes		
Against weapons on school premises	YES ¹		① ② ③	Pre-school enrichment	YES	① ②
Against gang or criminal group membership	YES		① ② ③	Life skills and social development training	YES	① ②
				Mentoring	YES	① ②
				After-school supervision	YES	① ②
				School anti-bullying	YES	① ②
Intimate partner violence laws				Intimate partner violence prevention programmes		
Against rape in marriage	YES		① ② ③	Dating violence prevention in schools	YES	① ②
Allowing removal of violent spouse from home	YES		① ② ③	Microfinance and gender equity training	NO	–
				Social and cultural norms change	YES	① ②
Sexual violence laws				Sexual violence prevention programmes		
Against rape	YES		① ② ③	School and college programmes	YES	① ②
Against contact sexual violence without rape	YES		① ② ③	Physical environment changes	YES	① ②
Against non-contact sexual violence	YES		① ② ③	Social and cultural norms change	YES	① ②
Elder abuse laws				Elder abuse prevention programmes		
Against elder abuse	YES		① ② ③	Professional awareness campaigns	YES	① ②
Against elder abuse in institutions	YES ¹		① ② ③	Public information campaigns	YES	① ②
				Caregiver support	YES	① ②
				Residential care policies	YES	① ②
VICTIM LAWS				VICTIM SERVICES		
Providing for victim compensation	YES		① ② ③	Adult protective services	YES	① ②
Providing for victim legal representation	YES		① ② ③	Child protection services	YES	① ②
				Medico-legal services for sexual violence	YES	① ②
				Mental health services	YES	① ②

DATA ON VIOLENCE

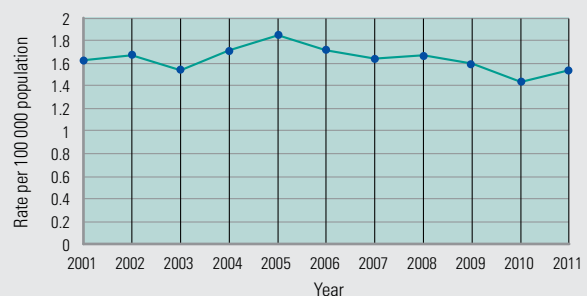
National prevalence surveys for non-fatal violence

Child maltreatment YES Youth violence YES Intimate partner violence YES Sexual violence YES Elder abuse YES

Mechanism of homicide



Trends in homicides



Reported homicides (2012) N= 476, Rate= 1.36/100 000 (70% M, 30% F)

Sources: Mechanism: Canadian Centre for Justice Statistics/ Reported homicides: Police

Source: Canadian Centre for Justice Statistics

¹ Subnational.



Population: 1 384 770 183

Gross national income per capita: US\$ 5 720

Income group: Middle

Income inequality: 42.06

ACTION PLANS, POLICIES AND LAWS RELEVANT TO SEVERAL TYPES OF VIOLENCE

National action plans				National social and educational policies	
Interpersonal violence	YES	Child maltreatment	YES	Incentives provided for high-risk youth to complete schooling	YES
Youth violence	YES	Intimate partner violence	YES	Housing policies to de-concentrate poverty	YES
Sexual violence	YES	Elder abuse	YES		
Firearms				Alcohol	
Laws to regulate civilian access	YES			Adult (15+) per capita consumption (litres of pure alcohol)	6.7
Mandatory background check	NO			Patterns of drinking score	LEAST RISKY ①②③④⑤ MOST RISKY
Handguns/long guns/ automatic weapons	YES/YES/YES			Excise taxes	Beer: YES Wine: YES Spirits: YES
Carrying firearms in public	YES				
Programmes to reduce civilian firearm possession and use	YES				

LAWS AND PREVENTION PROGRAMMES BY TYPE OF VIOLENCE

No response/don't know – Limited ① Partial ② Full ③			KEY	No response/ don't know – Once/few times ① Larger scale ②		
Child maltreatment laws			Enforcement	Child maltreatment prevention programmes		
Legal age of marriage (male/female)	22 / 20			Home visiting	YES	①②
Against child marriage	YES	①②③		Parenting education	YES	①②
Against statutory rape	YES	①②③		Training to recognise / avoid sexually abusive situations	YES	①②
Against female genital mutilation	NO	–				
Ban on corporal punishment (all settings)	YES (YES)	①②③				
Youth violence laws				Youth violence prevention programmes		
Against weapons on school premises	YES	①②③		Pre-school enrichment	YES	①②
Against gang or criminal group membership	YES	①②③		Life skills and social development training	YES	①②
				Mentoring	YES	①②
				After-school supervision	YES	①②
				School anti-bullying	YES	①②
Intimate partner violence laws				Intimate partner violence prevention programmes		
Against rape in marriage	NO	–		Dating violence prevention in schools	YES	①②
Allowing removal of violent spouse from home	NO	–		Microfinance and gender equity training	YES	①②
				Social and cultural norms change	YES	①②
Sexual violence laws				Sexual violence prevention programmes		
Against rape	YES	①②③		School and college programmes	YES	①②
Against contact sexual violence without rape	YES	①②③		Physical environment changes	YES	①②
Against non-contact sexual violence	YES	①②③		Social and cultural norms change	YES	①②
Elder abuse laws				Elder abuse prevention programmes		
Against elder abuse	YES	①②③		Professional awareness campaigns	YES	①②
Against elder abuse in institutions	YES	①②③		Public information campaigns	YES	①②
				Caregiver support	YES	①②
				Residential care policies	YES	①②
VICTIM LAWS				VICTIM SERVICES		
Providing for victim compensation	YES	①②③		Adult protective services	–	–
Providing for victim legal representation	YES	①②③		Child protection services	YES	①②
				Medico-legal services for sexual violence	YES	①②
				Mental health services	YES	①②

DATA ON VIOLENCE

National prevalence surveys for non-fatal violence

Child maltreatment – Youth violence – Intimate partner violence YES Sexual violence – Elder abuse –

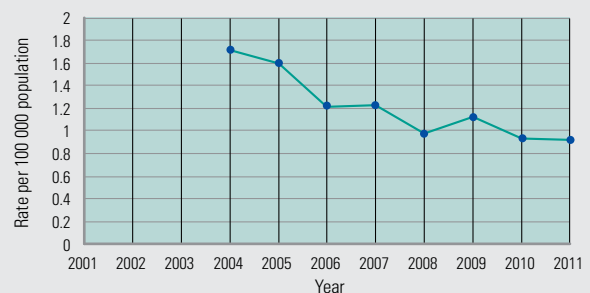
Mechanism of homicide



Reported homicides (2011) N= 12336, Rate= 0.92/100 000 (68.3% M, 31.7% F)

Sources: Mechanism: —/ Reported homicides: VR

Trends in homicides



Source: National Disease Surveillance System



Population: 47 704 427

Gross national income per capita: US\$ 7 010

Income group: Middle

Income inequality: 55.91

ACTION PLANS, POLICIES AND LAWS RELEVANT TO SEVERAL TYPES OF VIOLENCE

National action plans		National social and educational policies	
Interpersonal violence	YES	Child maltreatment	YES
Youth violence	YES	Intimate partner violence	YES
Sexual violence	YES	Elder abuse	YES
Firearms		Alcohol	
Laws to regulate civilian access	YES	Adult (15+) per capita consumption (litres of pure alcohol)	6.2
Mandatory background check	YES	Patterns of drinking score	LEAST RISKY ①②③④⑤ MOST RISKY
Handguns/long guns/ automatic weapons	YES/YES/YES	Excise taxes	Beer: YES Wine: YES Spirits: YES
Carrying firearms in public	YES		
Programmes to reduce civilian firearm possession and use	YES		

LAWS AND PREVENTION PROGRAMMES BY TYPE OF VIOLENCE

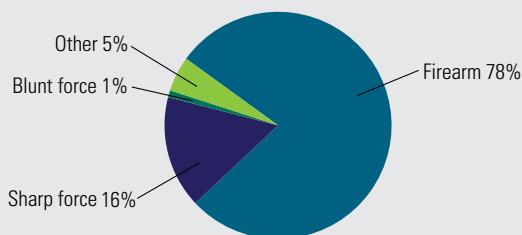
No response/don't know – Limited ① Partial ② Full ③		KEY	No response/ don't know – Once/few times ① Larger scale ②	
Child maltreatment laws		Enforcement	Child maltreatment prevention programmes	
Legal age of marriage (male/female)	18 / 18		Home visiting	NO –
Against child marriage	NO		Parenting education	YES ①②
Against statutory rape	NO		Training to recognise / avoid sexually abusive situations	YES ①②
Against female genital mutilation	NO			
Ban on corporal punishment (all settings)	YES (YES)	①②③	Youth violence prevention programmes	
Youth violence laws			Pre-school enrichment	YES ①②
Against weapons on school premises	YES	①②③	Life skills and social development training	YES ①②
Against gang or criminal group membership	YES	①②③	Mentoring	YES ①②
			After-school supervision	YES ①②
			School anti-bullying	YES ①②
Intimate partner violence laws			Intimate partner violence prevention programmes	
Against rape in marriage	YES	①②③	Dating violence prevention in schools	YES ①②
Allowing removal of violent spouse from home	YES	①②③	Microfinance and gender equity training	YES ①②
			Social and cultural norms change	YES ①②
Sexual violence laws			Sexual violence prevention programmes	
Against rape	YES	①②③	School and college programmes	YES ①②
Against contact sexual violence without rape	YES	①②③	Physical environment changes	YES ①②
Against non-contact sexual violence	YES	①②③	Social and cultural norms change	YES ①②
Elder abuse laws			Elder abuse prevention programmes	
Against elder abuse	YES	①②③	Professional awareness campaigns	YES ①②
Against elder abuse in institutions	YES	①②③	Public information campaigns	YES ①②
			Caregiver support	YES ①②
			Residential care policies	YES ①②
VICTIM LAWS			VICTIM SERVICES	
Providing for victim compensation	YES	①②③	Adult protective services	NO –
Providing for victim legal representation	YES	①②③	Child protection services	YES ①②
			Medico-legal services for sexual violence	YES ①②
			Mental health services	YES ①②

DATA ON VIOLENCE

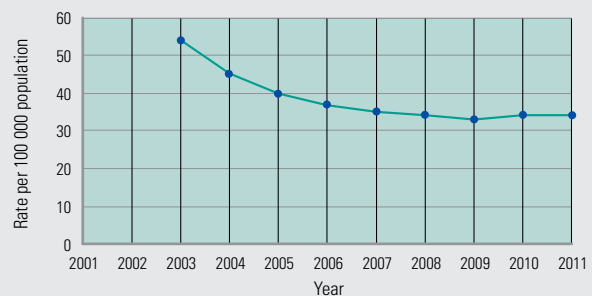
National prevalence surveys for non-fatal violence

Child maltreatment YES Youth violence – Intimate partner violence YES Sexual violence YES Elder abuse –

Mechanism of homicide



Trends in homicides



Reported homicides (2012) N= 15742, Rate= 34/100 000 (–% M, –% F)

Sources: Mechanism: Direccion de Epidemiologia y Demografia/ Reported homicides: Direccion de Epidemiologia y Demografia

Source: Police

COOK ISLANDS



Population: 20 523

Gross national income per capita: US\$ —

Income group: Middle

Income inequality: —

ACTION PLANS, POLICIES AND LAWS RELEVANT TO SEVERAL TYPES OF VIOLENCE

National action plans		National social and educational policies	
Interpersonal violence	NO	Child maltreatment	NO
Youth violence	NO	Intimate partner violence	NO
Sexual violence	NO	Elder abuse	NO
Firearms		Alcohol	
Laws to regulate civilian access	YES	Adult (15+) per capita consumption (litres of pure alcohol)	6.4
Mandatory background check	NO	Patterns of drinking score	LEAST RISKY ①②③④⑤ MOST RISKY
Handguns/long guns/ automatic weapons	YES/YES/YES	Excise taxes	Beer: YES Wine: YES Spirits: YES
Carrying firearms in public	YES		
Programmes to reduce civilian firearm possession and use	YES		

LAWS AND PREVENTION PROGRAMMES BY TYPE OF VIOLENCE

No response/don't know – Limited ① Partial ② Full ③		KEY		No response/ don't know – Once/few times ① Larger scale ②	
Child maltreatment laws		Enforcement		Child maltreatment prevention programmes	
Legal age of marriage (male/female)	– / –			Home visiting	YES ①②
Against child marriage	NO			Parenting education	YES ①②
Against statutory rape	YES	①②③		Training to recognise / avoid sexually abusive situations	YES ①②
Against female genital mutilation	NO				
Ban on corporal punishment (all settings)	NO (–)			Youth violence prevention programmes	
Youth violence laws				Pre-school enrichment	NO –
Against weapons on school premises	NO			Life skills and social development training	NO –
Against gang or criminal group membership	YES	①②③		Mentoring	NO –
				After-school supervision	NO –
				School anti-bullying	YES ①②
Intimate partner violence laws				Intimate partner violence prevention programmes	
Against rape in marriage	–			Dating violence prevention in schools	NO –
Allowing removal of violent spouse from home	–			Microfinance and gender equity training	NO –
				Social and cultural norms change	YES ①②
Sexual violence laws				Sexual violence prevention programmes	
Against rape	YES	①②③		School and college programmes	NO –
Against contact sexual violence without rape	YES	①②③		Physical environment changes	NO –
Against non-contact sexual violence	YES	①②③		Social and cultural norms change	YES ①②
Elder abuse laws				Elder abuse prevention programmes	
Against elder abuse	NO			Professional awareness campaigns	NO –
Against elder abuse in institutions	NO			Public information campaigns	NO –
				Caregiver support	YES ①②
				Residential care policies	NO –
VICTIM LAWS				VICTIM SERVICES	
Providing for victim compensation	NO			Adult protective services	YES ①②
Providing for victim legal representation	NO			Child protection services	YES ①②
				Medico-legal services for sexual violence	YES ①②
				Mental health services	YES ①②

DATA ON VIOLENCE


National prevalence surveys for non-fatal violence

Child maltreatment NO Youth violence NO Intimate partner violence NO Sexual violence NO Elder abuse NO

Mechanism of homicide



Trends in homicides



Reported homicides (2010) N= 1, Rate= 5.6/100 000 (100% M, 0% F)

Sources. Mechanism: Country questionnaire/ Reported homicides: VR



Population: 4 805 295

Gross national income per capita: US\$ 8 850

Income group: Middle

Income inequality: 50.73

ACTION PLANS, POLICIES AND LAWS RELEVANT TO SEVERAL TYPES OF VIOLENCE

National action plans		National social and educational policies	
Interpersonal violence	YES	Child maltreatment	YES
Youth violence	NO	Intimate partner violence	YES
Sexual violence	YES	Elder abuse	NO
Firearms		Alcohol	
Laws to regulate civilian access	YES	Adult (15+) per capita consumption (litres of pure alcohol)	5.4
Mandatory background check	YES	Patterns of drinking score	LEAST RISKY ①②③④⑤ MOST RISKY
Handguns/long guns/ automatic weapons	YES/YES/YES	Excise taxes	Beer: YES Wine: YES Spirits: YES
Carrying firearms in public	YES		
Programmes to reduce civilian firearm possession and use	NO		

LAWS AND PREVENTION PROGRAMMES BY TYPE OF VIOLENCE

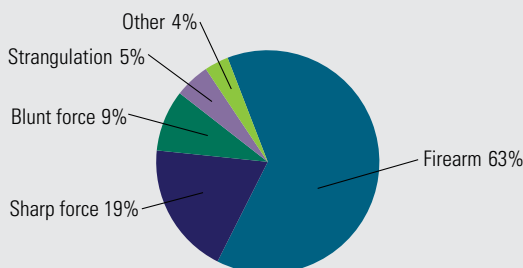
No response/don't know – Limited ① Partial ② Full ③		KEY	No response/ don't know – Once/few times ① Larger scale ②	
Child maltreatment laws		Enforcement	Child maltreatment prevention programmes	
Legal age of marriage (male/female)	15 / 15		Home visiting	NO –
Against child marriage	YES	①②③	Parenting education	YES ①②
Against statutory rape	YES	①②③	Training to recognise / avoid sexually abusive situations	YES ①②
Against female genital mutilation	NO	–		
Ban on corporal punishment (all settings)	YES (YES)	①②③		
Youth violence laws			Youth violence prevention programmes	
Against weapons on school premises	YES	①②③	Pre-school enrichment	YES ①②
Against gang or criminal group membership	YES	①②③	Life skills and social development training	YES ①②
			Mentoring	NO –
			After-school supervision	NO –
			School anti-bullying	YES ①②
Intimate partner violence laws			Intimate partner violence prevention programmes	
Against rape in marriage	YES	①②③	Dating violence prevention in schools	YES ①②
Allowing removal of violent spouse from home	YES	①②③	Microfinance and gender equity training	YES ①②
			Social and cultural norms change	YES ①②
Sexual violence laws			Sexual violence prevention programmes	
Against rape	YES	①②③	School and college programmes	YES ①②
Against contact sexual violence without rape	YES	①②③	Physical environment changes	YES ①②
Against non-contact sexual violence	YES	①②③	Social and cultural norms change	YES ①②
Elder abuse laws			Elder abuse prevention programmes	
Against elder abuse	YES	①②③	Professional awareness campaigns	YES ①②
Against elder abuse in institutions	YES	①②③	Public information campaigns	YES ①②
			Caregiver support	YES ①②
			Residential care policies	YES ①②
VICTIM LAWS			VICTIM SERVICES	
Providing for victim compensation	NO	–	Adult protective services	NO –
Providing for victim legal representation	YES	①②③	Child protection services	YES ①②
			Medico-legal services for sexual violence	YES ①②
			Mental health services	YES ①②

DATA ON VIOLENCE

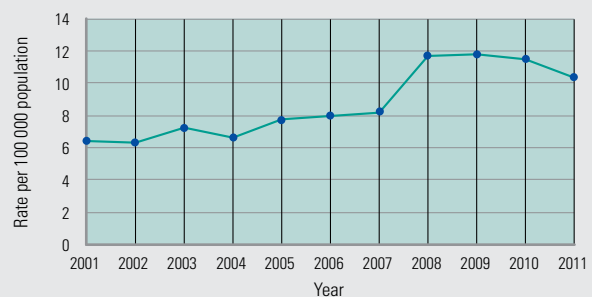
National prevalence surveys for non-fatal violence

Child maltreatment – Youth violence YES Intimate partner violence YES Sexual violence YES Elder abuse –

Mechanism of homicide



Trends in homicides



Reported homicides (2012) N= 407, Rate= 8.8/100 000 (87.7% M, 12.3% F)

Sources: Mechanism: Judiciary/ Reported homicides: VR

Source: Judiciary

ACTION PLANS, POLICIES AND LAWS RELEVANT TO SEVERAL TYPES OF VIOLENCE

National action plans				National social and educational policies			
Interpersonal violence	NO	Child maltreatment	YES	Incentives provided for high-risk youth to complete schooling	NO		
Youth violence	YES	Intimate partner violence	YES	Housing policies to de-concentrate poverty	NO		
Sexual violence	YES	Elder abuse	YES				
Firearms				Alcohol			
Laws to regulate civilian access	YES			Adult (15+) per capita consumption (litres of pure alcohol)	12.2		
Mandatory background check	YES			Patterns of drinking score	LEAST RISKY ①②③④⑤ MOST RISKY		
Handguns/long guns/ automatic weapons	YES/YES/YES			Excise taxes	Beer: YES	Wine: NO	Spirits: YES
Carrying firearms in public	YES						
Programmes to reduce civilian firearm possession and use	YES						

LAWS AND PREVENTION PROGRAMMES BY TYPE OF VIOLENCE

No response/don't know – Limited ① Partial ② Full ③ **KEY** No response/ don't know – Once/few times ① Larger scale ②

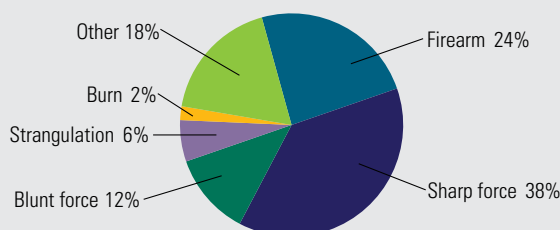
Child maltreatment laws	Enforcement	Child maltreatment prevention programmes	Implementation
Legal age of marriage (male/female)	16 / 16	Home visiting	YES ①②
Against child marriage	YES ①②③	Parenting education	YES ①②
Against statutory rape	YES ①②③	Training to recognise / avoid sexually abusive situations	YES ①②
Against female genital mutilation	YES ①②③		
Ban on corporal punishment (all settings)	YES (YES) ①②③		
Youth violence laws	Youth violence prevention programmes		
Against weapons on school premises	YES ①②③	Pre-school enrichment	YES ①②
Against gang or criminal group membership	YES ①②③	Life skills and social development training	YES ①②
		Mentoring	YES ①②
		After-school supervision	YES ①②
		School anti-bullying	YES ①②
Intimate partner violence laws	Intimate partner violence prevention programmes		
Against rape in marriage	YES ①②③	Dating violence prevention in schools	YES ①②
Allowing removal of violent spouse from home	YES ①②③	Microfinance and gender equity training	YES ①②
		Social and cultural norms change	YES ①②
Sexual violence laws	Sexual violence prevention programmes		
Against rape	YES ①②③	School and college programmes	YES ①②
Against contact sexual violence without rape	YES ①②③	Physical environment changes	YES ①②
Against non-contact sexual violence	YES ①②③	Social and cultural norms change	YES ①②
Elder abuse laws	Elder abuse prevention programmes		
Against elder abuse	YES ①②③	Professional awareness campaigns	YES ①②
Against elder abuse in institutions	YES ①②③	Public information campaigns	YES ①②
		Caregiver support	YES ①②
		Residential care policies	YES ①②
VICTIM LAWS	VICTIM SERVICES		
Providing for victim compensation	YES ①②③	Adult protective services	YES ①②
Providing for victim legal representation	YES ①②③	Child protection services	YES ①②
		Medico-legal services for sexual violence	YES ①②
		Mental health services	YES ①②

DATA ON VIOLENCE

National prevalence surveys for non-fatal violence

Child maltreatment YES Youth violence YES Intimate partner violence – Sexual violence – Elder abuse NO

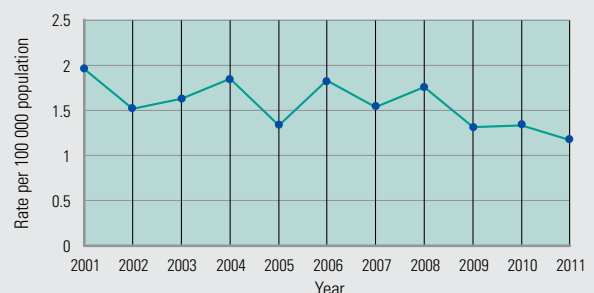
Mechanism of homicide



Reported homicides (2011) N= 50, Rate= 1.17/100 000 (62% M, 38% F)

Sources: Mechanism: Civil and Vital Registration/ Reported homicides: VR

Trends in homicides



Source: Civil and Vital Registration



Population: 11 270 957

Gross national income per capita: US\$ 5 890

Income group: Middle

Income inequality: -

ACTION PLANS, POLICIES AND LAWS RELEVANT TO SEVERAL TYPES OF VIOLENCE

National action plans		National social and educational policies	
Interpersonal violence	YES	Child maltreatment	YES
Youth violence	YES	Intimate partner violence	YES
Sexual violence	YES	Elder abuse	YES
Firearms		Alcohol	
Laws to regulate civilian access	YES	Adult (15+) per capita consumption (litres of pure alcohol)	5.2
Mandatory background check	YES	Patterns of drinking score	LEAST RISKY ① ② ③ ④ ⑤ MOST RISKY
Handguns/long guns/ automatic weapons	YES/YES/YES	Excise taxes	Beer: Wine: Spirits:
Carrying firearms in public	YES		
Programmes to reduce civilian firearm possession and use	YES		

LAWS AND PREVENTION PROGRAMMES BY TYPE OF VIOLENCE

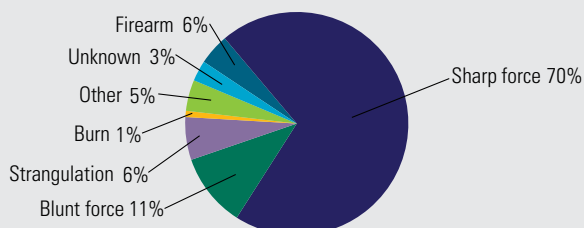
No response/don't know – Limited ① Partial ② Full ③			KEY	No response/ don't know – Once/few times ① Larger scale ②		
Child maltreatment laws			Enforcement	Child maltreatment prevention programmes		
Legal age of marriage (male/female)	18 / 18			Home visiting	YES	① ②
Against child marriage	YES		① ② ③	Parenting education	YES	① ②
Against statutory rape	YES		① ② ③	Training to recognise / avoid sexually abusive situations	YES	① ②
Against female genital mutilation	YES		① ② ③			
Ban on corporal punishment (all settings)	YES (YES)		① ② ③			
Youth violence laws				Youth violence prevention programmes		
Against weapons on school premises	YES		① ② ③	Pre-school enrichment	YES	① ②
Against gang or criminal group membership	YES		① ② ③	Life skills and social development training	YES	① ②
				Mentoring	YES	① ②
				After-school supervision	YES	① ②
				School anti-bullying	NO	-
Intimate partner violence laws				Intimate partner violence prevention programmes		
Against rape in marriage	YES		-	Dating violence prevention in schools	YES	① ②
Allowing removal of violent spouse from home	-		-	Microfinance and gender equity training	YES	① ②
				Social and cultural norms change	YES	① ②
Sexual violence laws				Sexual violence prevention programmes		
Against rape	YES		① ② ③	School and college programmes	YES	① ②
Against contact sexual violence without rape	YES		① ② ③	Physical environment changes	YES	① ②
Against non-contact sexual violence	YES		① ② ③	Social and cultural norms change	YES	① ②
Elder abuse laws				Elder abuse prevention programmes		
Against elder abuse	YES		① ② ③	Professional awareness campaigns	YES	① ②
Against elder abuse in institutions	YES		① ② ③	Public information campaigns	YES	① ②
				Caregiver support	YES	① ②
				Residential care policies	YES	① ②
VICTIM LAWS				VICTIM SERVICES		
Providing for victim compensation	YES		① ② ③	Adult protective services	YES	① ②
Providing for victim legal representation	YES		① ② ③	Child protection services	YES	① ②
				Medico-legal services for sexual violence	YES	① ②
				Mental health services	YES	① ②

DATA ON VIOLENCE

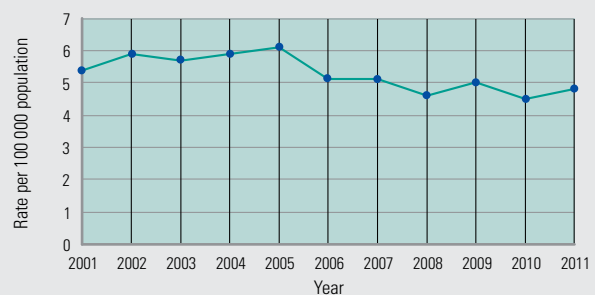
National prevalence surveys for non-fatal violence

Child maltreatment NO Youth violence NO Intimate partner violence NO Sexual violence NO Elder abuse NO

Mechanism of homicide



Trends in homicides



Reported homicides (2011) N= 534, Rate= 4.8/100 000 (75.3% M, 24.7% F)

Sources: Mechanism: Civil and Vital Registration/ Reported homicides: VR

Source: Civil and Vital Registration



Population: 1 128 994

Gross national income per capita: US\$ 26 390

Income group: High

Income inequality: –

ACTION PLANS, POLICIES AND LAWS RELEVANT TO SEVERAL TYPES OF VIOLENCE

National action plans				National social and educational policies			
Interpersonal violence	YES	Child maltreatment	YES	Incentives provided for high-risk youth to complete schooling	YES		
Youth violence	YES	Intimate partner violence	YES	Housing policies to de-concentrate poverty	NO		
Sexual violence	YES	Elder abuse	YES				
Firearms				Alcohol			
Laws to regulate civilian access	YES			Adult (15+) per capita consumption (litres of pure alcohol)	9.2		
Mandatory background check	YES			Patterns of drinking score	LEAST RISKY ①②③④⑤ MOST RISKY		
Handguns/long guns/ automatic weapons	YES/YES/YES			Excise taxes	Beer: YES	Wine: NO	Spirits: YES
Carrying firearms in public	YES						
Programmes to reduce civilian firearm possession and use	YES						

LAWS AND PREVENTION PROGRAMMES BY TYPE OF VIOLENCE

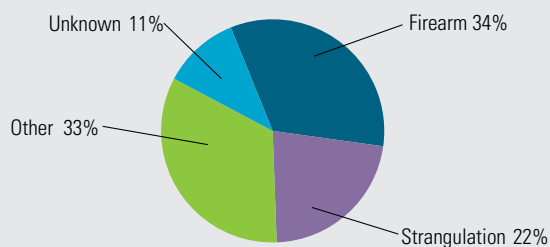
		No response/don't know –	Limited ①	Partial ②	Full ③	KEY	No response/ don't know –	Once/few times ①	Larger scale ②
Child maltreatment laws		Enforcement					Child maltreatment prevention programmes		Implementation
Legal age of marriage (male/female)	18 / 18						Home visiting	NO	–
Against child marriage	YES				①②③		Parenting education	YES	①②
Against statutory rape	YES				①②③		Training to recognise / avoid sexually abusive situations	YES	①②
Against female genital mutilation	YES				①②③				
Ban on corporal punishment (all settings)	YES (YES)				①②③				
Youth violence laws							Youth violence prevention programmes		
Against weapons on school premises	YES				①②③		Pre-school enrichment	YES	①②
Against gang or criminal group membership	YES				①②③		Life skills and social development training	YES	①②
							Mentoring	YES	①②
							After-school supervision	YES	①②
							School anti-bullying	YES	①②
Intimate partner violence laws							Intimate partner violence prevention programmes		
Against rape in marriage	YES				①②③		Dating violence prevention in schools	YES	①②
Allowing removal of violent spouse from home	YES				①②③		Microfinance and gender equity training	YES	①②
							Social and cultural norms change	YES	①②
Sexual violence laws							Sexual violence prevention programmes		
Against rape	YES				①②③		School and college programmes	YES	①②
Against contact sexual violence without rape	YES				①②③		Physical environment changes	YES	①②
Against non-contact sexual violence	YES				①②③		Social and cultural norms change	YES	①②
Elder abuse laws							Elder abuse prevention programmes		
Against elder abuse	YES				①②③		Professional awareness campaigns	YES	①②
Against elder abuse in institutions	YES				①②③		Public information campaigns	YES	①②
							Caregiver support	YES	①②
							Residential care policies	YES	①②
VICTIM LAWS							VICTIM SERVICES		
Providing for victim compensation	NO				–		Adult protective services	YES	①②
Providing for victim legal representation	YES				①②③		Child protection services	YES	①②
							Medico-legal services for sexual violence	YES	①②
							Mental health services	YES	①②

DATA ON VIOLENCE

National prevalence surveys for non-fatal violence

Child maltreatment YES Youth violence YES Intimate partner violence YES Sexual violence NO Elder abuse NO

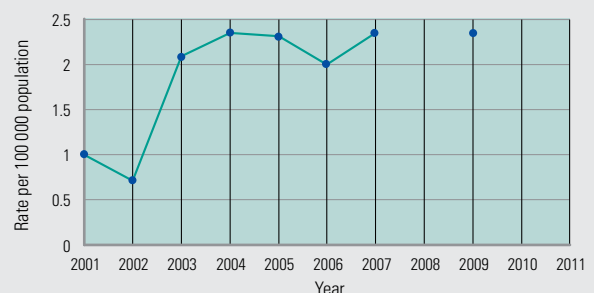
Mechanism of homicide



Reported homicides (2011) N= 9, Rate= 1/100 000 (33.3% M, 66.7% F)

Sources: Mechanism: Police/ Reported homicides: Police

Trends in homicides



Source: Police



Population: 10 660 051

Gross national income per capita: US\$ 18 130

Income group: High

Income inequality: 25.82

ACTION PLANS, POLICIES AND LAWS RELEVANT TO SEVERAL TYPES OF VIOLENCE

National action plans		National social and educational policies	
Interpersonal violence	NO	Child maltreatment	YES
Youth violence	YES	Intimate partner violence	YES
Sexual violence	YES	Elder abuse	YES
Firearms		Alcohol	
Laws to regulate civilian access	YES	Adult (15+) per capita consumption (litres of pure alcohol)	13
Mandatory background check	YES	Patterns of drinking score	LEAST RISKY ①②③④⑤ MOST RISKY
Handguns/long guns/ automatic weapons	YES/YES/YES	Excise taxes	Beer: YES Wine: YES Spirits: YES
Carrying firearms in public	YES		
Programmes to reduce civilian firearm possession and use	YES		

LAWS AND PREVENTION PROGRAMMES BY TYPE OF VIOLENCE

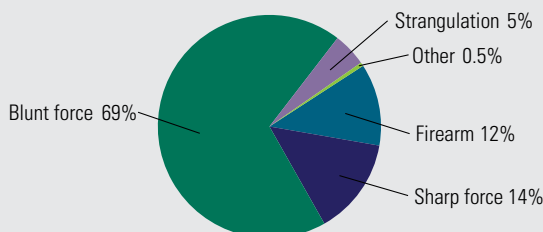
No response/don't know – Limited ① Partial ② Full ③		KEY	No response/ don't know – Once/few times ① Larger scale ②	
Child maltreatment laws		Enforcement	Child maltreatment prevention programmes	
Legal age of marriage (male/female)	18 / 18		Home visiting	YES ① ②
Against child marriage	YES	① ② ③	Parenting education	YES ① ②
Against statutory rape	YES	① ② ③	Training to recognise / avoid sexually abusive situations	YES ① ②
Against female genital mutilation	YES	① ② ③		
Ban on corporal punishment (all settings)	YES (NO)	① ② ③	Youth violence prevention programmes	
Youth violence laws			Pre-school enrichment	YES ① ②
Against weapons on school premises	YES	① ② ③	Life skills and social development training	YES ① ②
Against gang or criminal group membership	–	–	Mentoring	YES ① ②
			After-school supervision	YES ① ②
			School anti-bullying	YES ① ②
Intimate partner violence laws			Intimate partner violence prevention programmes	
Against rape in marriage	YES	① ② ③	Dating violence prevention in schools	YES ① ②
Allowing removal of violent spouse from home	YES	① ② ③	Microfinance and gender equity training	YES ① ②
			Social and cultural norms change	YES ① ②
Sexual violence laws			Sexual violence prevention programmes	
Against rape	YES	① ② ③	School and college programmes	YES ① ②
Against contact sexual violence without rape	YES	① ② ③	Physical environment changes	YES ① ②
Against non-contact sexual violence	YES	① ② ③	Social and cultural norms change	YES ① ②
Elder abuse laws			Elder abuse prevention programmes	
Against elder abuse	YES	① ② ③	Professional awareness campaigns	YES ① ②
Against elder abuse in institutions	YES	① ② ③	Public information campaigns	YES ① ②
			Caregiver support	YES ① ②
			Residential care policies	YES ① ②
VICTIM LAWS			VICTIM SERVICES	
Providing for victim compensation	YES	① ② ③	Adult protective services	YES ① ②
Providing for victim legal representation	YES	① ② ③	Child protection services	YES ① ②
			Medico-legal services for sexual violence	YES ① ②
			Mental health services	YES ① ②

DATA ON VIOLENCE

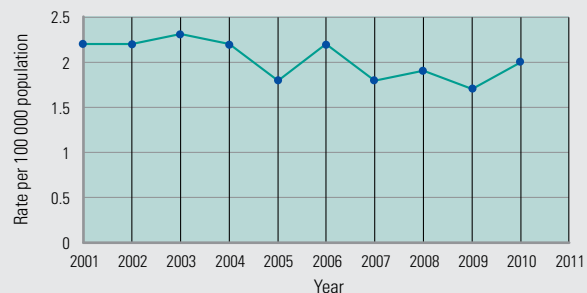
National prevalence surveys for non-fatal violence

Child maltreatment – Youth violence – Intimate partner violence – Sexual violence – Elder abuse –

Mechanism of homicide



Trends in homicides



Reported homicides (2012) N= 185, Rate= 1.75/100 000 (58.4% M, 41.6% F)

Sources: Mechanism: Police/ Reported homicides: Police

Source: Police



Population: 71 684

Gross national income per capita: US\$ 6 590

Income group: Middle

Income inequality: –

ACTION PLANS, POLICIES AND LAWS RELEVANT TO SEVERAL TYPES OF VIOLENCE

National action plans		National social and educational policies	
Interpersonal violence	NO	Child maltreatment	NO
Youth violence	NO	Intimate partner violence	NO
Sexual violence	NO	Elder abuse	NO
Firearms		Alcohol	
Laws to regulate civilian access	YES	Adult (15+) per capita consumption (litres of pure alcohol)	7.1
Mandatory background check	YES	Patterns of drinking score	LEAST RISKY ①②③④⑤ MOST RISKY
Handguns/long guns/ automatic weapons	YES/YES/YES	Excise taxes	Beer: YES Wine: YES Spirits: YES
Carrying firearms in public	YES		
Programmes to reduce civilian firearm possession and use	YES		

LAWS AND PREVENTION PROGRAMMES BY TYPE OF VIOLENCE

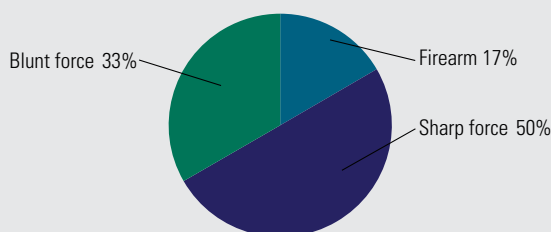
		KEY						
		No response/don't know –	Limited ①	Partial ②	Full ③	No response/ don't know –	Once/few times ①	Larger scale ②
Child maltreatment laws		Enforcement			Child maltreatment prevention programmes		Implementation	
Legal age of marriage (male/female)	– / –					Home visiting	YES	① ②
Against child marriage	YES	① ② ③				Parenting education	YES	① ②
Against statutory rape	YES	① ② ③				Training to recognise / avoid sexually abusive situations	YES	① ②
Against female genital mutilation	NO	–						
Ban on corporal punishment (all settings)	NO (–)	–						
Youth violence laws		Youth violence prevention programmes						
Against weapons on school premises	YES	① ② ③				Pre-school enrichment	NO	–
Against gang or criminal group membership	NO	–				Life skills and social development training	NO	–
						Mentoring	NO	–
						After-school supervision	NO	–
						School anti-bullying	YES	① ②
Intimate partner violence laws		Intimate partner violence prevention programmes						
Against rape in marriage	NO	–				Dating violence prevention in schools	NO	–
Allowing removal of violent spouse from home	YES	① ② ③				Microfinance and gender equity training	YES	① ②
						Social and cultural norms change	YES	① ②
Sexual violence laws		Sexual violence prevention programmes						
Against rape	YES	① ② ③				School and college programmes	YES	① ②
Against contact sexual violence without rape	YES	① ② ③				Physical environment changes	YES	① ②
Against non-contact sexual violence	YES	① ② ③				Social and cultural norms change	YES	① ②
Elder abuse laws		Elder abuse prevention programmes						
Against elder abuse	NO	–				Professional awareness campaigns	NO	–
Against elder abuse in institutions	NO	–				Public information campaigns	YES	① ②
						Caregiver support	YES	① ②
						Residential care policies	YES	① ②
VICTIM LAWS		VICTIM SERVICES						
Providing for victim compensation	NO	–				Adult protective services	YES	① ②
Providing for victim legal representation	NO	–				Child protection services	YES	① ②
						Medico-legal services for sexual violence	YES	① ②
						Mental health services	YES	① ②

DATA ON VIOLENCE

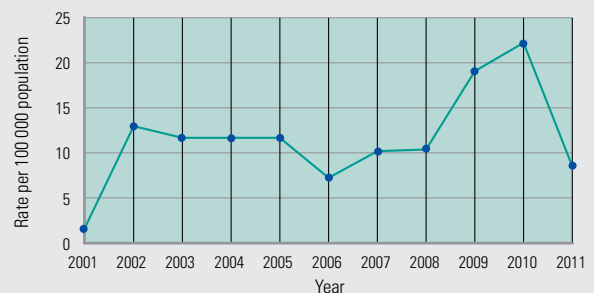
National prevalence surveys for non-fatal violence

Child maltreatment NO Youth violence NO Intimate partner violence NO Sexual violence NO Elder abuse NO

Mechanism of homicide



Trends in homicides



Reported homicides (2011) N= 6, Rate= 8.57/100 000 (83% M, 17% F)

Sources: Mechanism: Police/ Reported homicides: Police

Source: Police

DOMINICAN REPUBLIC



Population: 10 276 621

Gross national income per capita: US\$ 5 430

Income group: Middle

Income inequality: 47.2

ACTION PLANS, POLICIES AND LAWS RELEVANT TO SEVERAL TYPES OF VIOLENCE

National action plans		National social and educational policies	
Interpersonal violence	YES	Child maltreatment	YES
Youth violence	YES	Intimate partner violence	YES
Sexual violence	YES	Elder abuse	YES
Firearms		Alcohol	
Laws to regulate civilian access	YES	Adult (15+) per capita consumption (litres of pure alcohol)	6.9
Mandatory background check	YES	Patterns of drinking score	LEAST RISKY ①②③④⑤ MOST RISKY
Handguns/long guns/ automatic weapons	YES/YES/YES	Excise taxes	Beer: YES Wine: YES Spirits: YES
Carrying firearms in public	YES		
Programmes to reduce civilian firearm possession and use	YES		

LAWS AND PREVENTION PROGRAMMES BY TYPE OF VIOLENCE

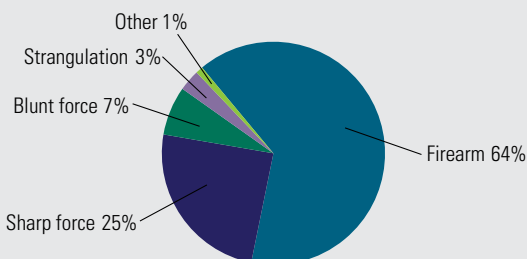
No response/don't know – Limited ① Partial ② Full ③			KEY	No response/ don't know – Once/few times ① Larger scale ②		
Child maltreatment laws			Enforcement	Child maltreatment prevention programmes		
Legal age of marriage (male/female)	18 / 18			Home visiting	YES	①②
Against child marriage	YES	①②③		Parenting education	YES	①②
Against statutory rape	YES	①②③		Training to recognise / avoid sexually abusive situations	YES	①②
Against female genital mutilation	NO	–				
Ban on corporal punishment (all settings)	YES (YES)	①②③				
Youth violence laws				Youth violence prevention programmes		
Against weapons on school premises	YES	①②③		Pre-school enrichment	YES	①②
Against gang or criminal group membership	YES	①②③		Life skills and social development training	YES	①②
				Mentoring	NO	–
				After-school supervision	YES	①②
				School anti-bullying	YES	①②
Intimate partner violence laws				Intimate partner violence prevention programmes		
Against rape in marriage	YES	①②③		Dating violence prevention in schools	NO	–
Allowing removal of violent spouse from home	YES	①②③		Microfinance and gender equity training	YES	①②
				Social and cultural norms change	YES	①②
Sexual violence laws				Sexual violence prevention programmes		
Against rape	YES	①②③		School and college programmes	YES	①②
Against contact sexual violence without rape	YES	①②③		Physical environment changes	YES	①②
Against non-contact sexual violence	YES	①②③		Social and cultural norms change	YES	①②
Elder abuse laws				Elder abuse prevention programmes		
Against elder abuse	YES	①②③		Professional awareness campaigns	NO	–
Against elder abuse in institutions	YES	①②③		Public information campaigns	YES	①②
				Caregiver support	YES	①②
				Residential care policies	YES	①②
VICTIM LAWS				VICTIM SERVICES		
Providing for victim compensation	NO	–		Adult protective services	YES	①②
Providing for victim legal representation	YES	①②③		Child protection services	YES	①②
				Medico-legal services for sexual violence	YES	①②
				Mental health services	YES	①②

DATA ON VIOLENCE

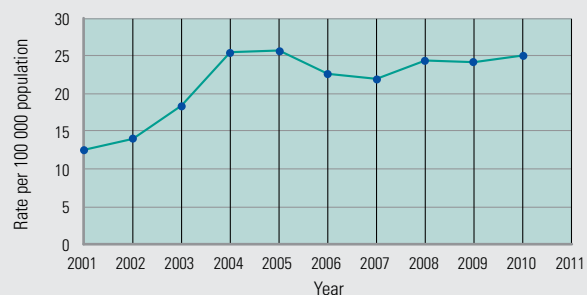
National prevalence surveys for non-fatal violence

Child maltreatment YES Youth violence NO Intimate partner violence YES Sexual violence NO Elder abuse NO

Mechanism of homicide



Trends in homicides



Reported homicides (2012) N= 2268, Rate= 22.4/100 000 (91.1% M, 8.9% F)

Sources: Mechanism: National Statistical Office/ Reported homicides: Police

Source: National Statistical Office



Population: 15 492 264

Gross national income per capita: US\$ 5 170

Income group: Middle

Income inequality: 49.26

ACTION PLANS, POLICIES AND LAWS RELEVANT TO SEVERAL TYPES OF VIOLENCE

National action plans				National social and educational policies	
Interpersonal violence	YES	Child maltreatment	YES	Incentives provided for high-risk youth to complete schooling	NO
Youth violence	YES	Intimate partner violence	YES	Housing policies to de-concentrate poverty	NO
Sexual violence	YES	Elder abuse	YES		
Firearms				Alcohol	
Laws to regulate civilian access			YES	Adult (15+) per capita consumption (litres of pure alcohol)	7.2
Mandatory background check			YES	Patterns of drinking score	LEAST RISKY ①②③④⑤ MOST RISKY
Handguns/long guns/ automatic weapons			YES/YES/YES	Excise taxes	Beer: YES Wine: YES Spirits: YES
Carrying firearms in public			YES		
Programmes to reduce civilian firearm possession and use			NO		

LAWS AND PREVENTION PROGRAMMES BY TYPE OF VIOLENCE

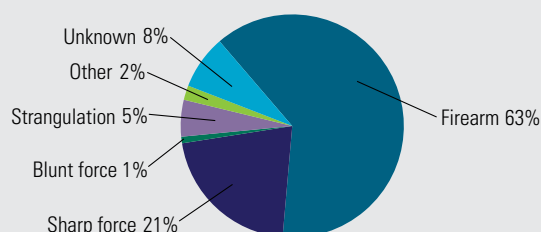
No response/don't know – Limited ① Partial ② Full ③			KEY	No response/ don't know – Once/few times ① Larger scale ②		
Child maltreatment laws			Enforcement	Child maltreatment prevention programmes		
Legal age of marriage (male/female)	16 / 16			Home visiting	NO	–
Against child marriage	YES	① ② ③		Parenting education	YES	① ②
Against statutory rape	YES	① ② ③		Training to recognise / avoid sexually abusive situations	YES	① ②
Against female genital mutilation	NO	–				
Ban on corporal punishment (all settings)	YES (YES)	① ② ③				
Youth violence laws				Youth violence prevention programmes		
Against weapons on school premises	NO	–		Pre-school enrichment	YES	① ②
Against gang or criminal group membership	YES	–		Life skills and social development training	YES	① ②
				Mentoring	NO	–
				After-school supervision	NO	–
				School anti-bullying	NO	–
Intimate partner violence laws				Intimate partner violence prevention programmes		
Against rape in marriage	NO	–		Dating violence prevention in schools	NO	–
Allowing removal of violent spouse from home	YES	① ② ③		Microfinance and gender equity training	NO	–
				Social and cultural norms change	YES	① ②
Sexual violence laws				Sexual violence prevention programmes		
Against rape	YES	① ② ③		School and college programmes	YES	① ②
Against contact sexual violence without rape	YES	① ② ③		Physical environment changes	YES	① ②
Against non-contact sexual violence	YES	–		Social and cultural norms change	YES	① ②
Elder abuse laws				Elder abuse prevention programmes		
Against elder abuse	YES	① ② ③		Professional awareness campaigns	YES	① ②
Against elder abuse in institutions	YES	① ② ③		Public information campaigns	NO	–
				Caregiver support	NO	–
				Residential care policies	YES	① ②
VICTIM LAWS				VICTIM SERVICES		
Providing for victim compensation	YES	① ② ③		Adult protective services	NO	–
Providing for victim legal representation	YES	① ② ③		Child protection services	YES	① ②
				Medico-legal services for sexual violence	YES	① ②
				Mental health services	YES	① ②

DATA ON VIOLENCE

National prevalence surveys for non-fatal violence

Child maltreatment YES Youth violence NO Intimate partner violence YES Sexual violence YES Elder abuse YES

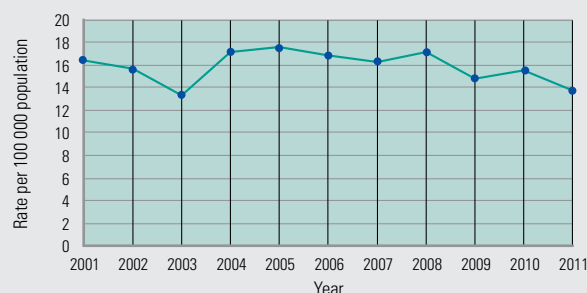
Mechanism of homicide



Reported homicides (2011) N= 2106, Rate= 13.79/100 000 (89% M, 11% F)

Sources: Mechanism: Civil and Vital Registration/ Reported homicides: VR

Trends in homicides



Source: Civil and Vital Registration

ACTION PLANS, POLICIES AND LAWS RELEVANT TO SEVERAL TYPES OF VIOLENCE

National action plans		National social and educational policies	
Interpersonal violence	NO	Child maltreatment	YES
Youth violence	YES ¹	Intimate partner violence	YES
Sexual violence	YES	Elder abuse	YES
Firearms		Alcohol	
Laws to regulate civilian access	YES	Adult (15+) per capita consumption (litres of pure alcohol)	0.4
Mandatory background check	YES	Patterns of drinking score	–
Handguns/long guns/ automatic weapons	YES/YES/YES	Excise taxes	Beer: YES Wine: YES Spirits: YES
Carrying firearms in public	YES		
Programmes to reduce civilian firearm possession and use	YES		

LAWS AND PREVENTION PROGRAMMES BY TYPE OF VIOLENCE

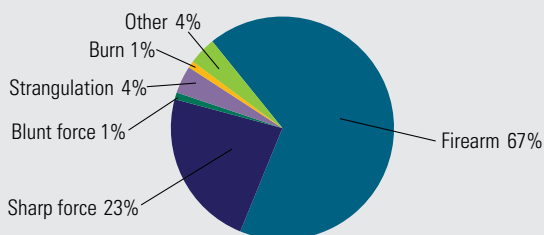
No response/don't know – Limited ① Partial ② Full ③		KEY		No response/ don't know – Once/few times ① Larger scale ②		
Child maltreatment laws			Enforcement		Child maltreatment prevention programmes	
Legal age of marriage (male/female)	18 / 18			Home visiting	YES	① ②
Against child marriage	YES	① ② ③		Parenting education	YES	① ②
Against statutory rape	YES	① ② ③		Training to recognise / avoid sexually abusive situations	YES	① ②
Against female genital mutilation	YES	① ② ③				
Ban on corporal punishment (all settings)	YES (NO)	① ② ③		Youth violence prevention programmes		
Youth violence laws				Pre-school enrichment	NO	–
Against weapons on school premises	YES	① ② ③		Life skills and social development training	YES	① ②
Against gang or criminal group membership	YES	① ② ③		Mentoring	YES	① ②
				After-school supervision	–	–
				School anti-bullying	YES	① ②
Intimate partner violence laws				Intimate partner violence prevention programmes		
Against rape in marriage	–	–		Dating violence prevention in schools	NO	–
Allowing removal of violent spouse from home	–	–		Microfinance and gender equity training	YES	① ②
				Social and cultural norms change	YES	① ②
Sexual violence laws				Sexual violence prevention programmes		
Against rape	YES	① ② ③		School and college programmes	NO	–
Against contact sexual violence without rape	YES	① ② ③		Physical environment changes	YES	① ②
Against non-contact sexual violence	YES	① ② ③		Social and cultural norms change	YES	① ②
Elder abuse laws				Elder abuse prevention programmes		
Against elder abuse	YES	① ② ③		Professional awareness campaigns	NO	–
Against elder abuse in institutions	YES	① ② ③		Public information campaigns	YES	① ②
				Caregiver support	YES	① ②
				Residential care policies	YES	① ②
VICTIM LAWS				VICTIM SERVICES		
Providing for victim compensation	YES	① ② ③		Adult protective services	–	–
Providing for victim legal representation	YES	① ② ③		Child protection services	YES	① ②
				Medico-legal services for sexual violence	YES	① ②
				Mental health services	NO	–

DATA ON VIOLENCE

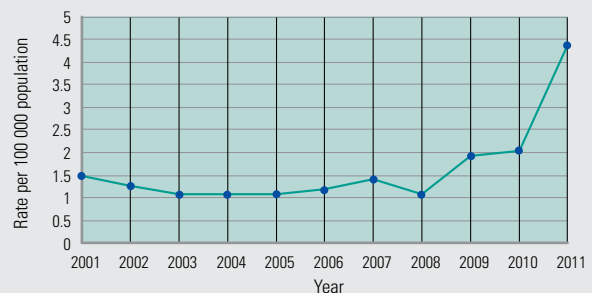
National prevalence surveys for non-fatal violence

Child maltreatment NO Youth violence YES Intimate partner violence YES Sexual violence NO Elder abuse NO

Mechanism of homicide



Trends in homicides



Reported homicides (2011) N= 3549, Rate= 4.36/100 000 (89% M, 11% F)

Sources: Mechanism: Ministry of Interior/ Reported homicides: Police

Source: Ministry of Interior

¹ Subnational.



Population: 6 297 394

Gross national income per capita: US\$ 3 600

Income group: Middle

Income inequality: 48.33

ACTION PLANS, POLICIES AND LAWS RELEVANT TO SEVERAL TYPES OF VIOLENCE

National action plans				National social and educational policies	
Interpersonal violence	YES	Child maltreatment	YES	Incentives provided for high-risk youth to complete schooling	YES
Youth violence	YES	Intimate partner violence	YES	Housing policies to de-concentrate poverty	YES ¹
Sexual violence	YES	Elder abuse	NO		
Firearms				Alcohol	
Laws to regulate civilian access	YES			Adult (15+) per capita consumption (litres of pure alcohol)	3.2
Mandatory background check	YES			Patterns of drinking score	LEAST RISKY ①②③④⑤ MOST RISKY
Handguns/long guns/ automatic weapons	YES/YES/YES			Excise taxes	Beer: YES Wine: YES Spirits: YES
Carrying firearms in public	YES				
Programmes to reduce civilian firearm possession and use	YES ¹				

LAWS AND PREVENTION PROGRAMMES BY TYPE OF VIOLENCE

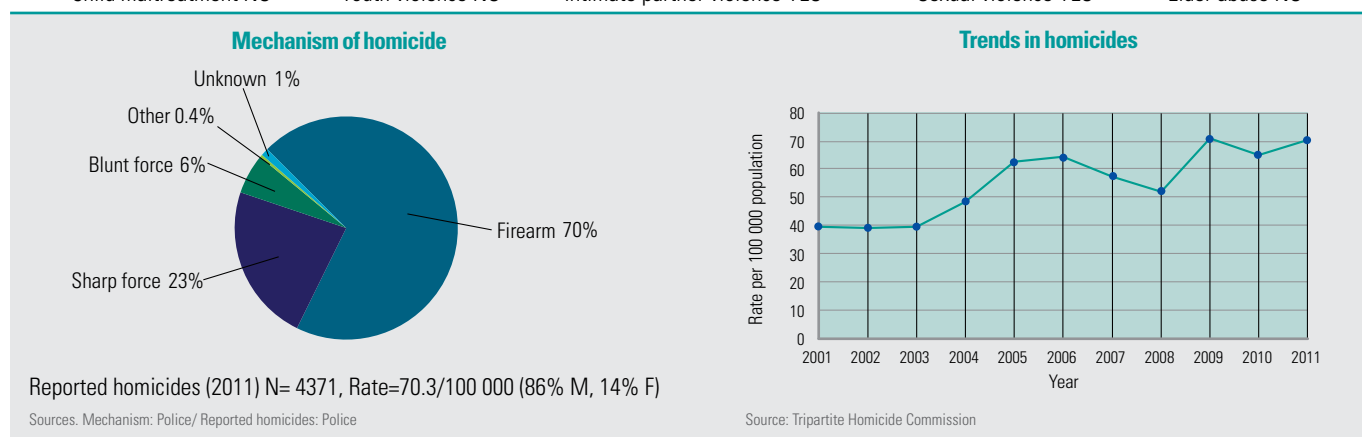
No response/don't know – Limited ① Partial ② Full ③ **KEY** No response/ don't know – Once/few times ① Larger scale ②

Child maltreatment laws			Enforcement	Child maltreatment prevention programmes			Implementation
Legal age of marriage (male/female)	18 / 18			Home visiting	YES		①②
Against child marriage	YES		①②③	Parenting education	YES		①②
Against statutory rape	YES		①②③	Training to recognise / avoid sexually abusive situations	YES		①②
Against female genital mutilation	YES		①②③				
Ban on corporal punishment (all settings)	YES (YES)		①②③				
Youth violence laws				Youth violence prevention programmes			
Against weapons on school premises	YES		①②③	Pre-school enrichment	YES		①②
Against gang or criminal group membership	YES		①②③	Life skills and social development training	YES		①②
				Mentoring	YES		①②
				After-school supervision	YES		①②
				School anti-bullying	YES		①②
Intimate partner violence laws				Intimate partner violence prevention programmes			
Against rape in marriage	YES		①②③	Dating violence prevention in schools	YES		①②
Allowing removal of violent spouse from home	YES		①②③	Microfinance and gender equity training	YES		①②
				Social and cultural norms change	YES		①②
Sexual violence laws				Sexual violence prevention programmes			
Against rape	YES		①②③	School and college programmes	YES		①②
Against contact sexual violence without rape	YES		①②③	Physical environment changes	YES		①②
Against non-contact sexual violence	YES		①②③	Social and cultural norms change	YES		①②
Elder abuse laws				Elder abuse prevention programmes			
Against elder abuse	YES		①②③	Professional awareness campaigns	YES		①②
Against elder abuse in institutions	YES		①②③	Public information campaigns	NO		–
				Caregiver support	NO		–
				Residential care policies	NO		–
VICTIM LAWS				VICTIM SERVICES			
Providing for victim compensation	NO		–	Adult protective services	YES		①②
Providing for victim legal representation	YES		①②③	Child protection services	YES		①②
				Medico-legal services for sexual violence	YES		①②
				Mental health services	YES		①②

DATA ON VIOLENCE

National prevalence surveys for non-fatal violence

Child maltreatment NO Youth violence NO Intimate partner violence YES Sexual violence YES Elder abuse NO



¹ Subnational.



Population: 1 290 778

Gross national income per capita: US\$ 16 360

Income group: High

Income inequality: 36

ACTION PLANS, POLICIES AND LAWS RELEVANT TO SEVERAL TYPES OF VIOLENCE

National action plans		National social and educational policies	
Interpersonal violence	YES	Child maltreatment	YES
Youth violence	YES	Intimate partner violence	YES
Sexual violence	YES	Elder abuse	NO
Firearms		Alcohol	
Laws to regulate civilian access	YES	Adult (15+) per capita consumption (litres of pure alcohol)	10.3
Mandatory background check	YES	Patterns of drinking score	LEAST RISKY ①②③④⑤ MOST RISKY
Handguns/long guns/ automatic weapons	YES/YES/YES	Excise taxes	Beer: YES Wine: YES Spirits: YES
Carrying firearms in public	YES		
Programmes to reduce civilian firearm possession and use	YES		

LAWS AND PREVENTION PROGRAMMES BY TYPE OF VIOLENCE

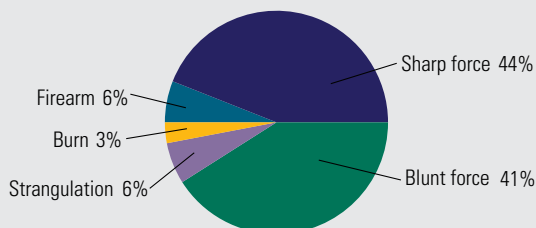
No response/don't know – Limited ① Partial ② Full ③			KEY	No response/ don't know – Once/few times ① Larger scale ②		
Child maltreatment laws			Enforcement	Child maltreatment prevention programmes		
Legal age of marriage (male/female)	18 / 18			Home visiting	YES	①②
Against child marriage	YES	①②③		Parenting education	YES	①②
Against statutory rape	YES	①②③		Training to recognise / avoid sexually abusive situations	YES	①②
Against female genital mutilation	YES	①②③				
Ban on corporal punishment (all settings)	YES (YES)	①②③				
Youth violence laws				Youth violence prevention programmes		
Against weapons on school premises	NO	–		Pre-school enrichment	YES	①②
Against gang or criminal group membership	YES	①②③		Life skills and social development training	YES	①②
				Mentoring	YES	①②
				After-school supervision	YES	①②
				School anti-bullying	YES	①②
Intimate partner violence laws				Intimate partner violence prevention programmes		
Against rape in marriage	YES	①②③		Dating violence prevention in schools	YES	①②
Allowing removal of violent spouse from home	YES	①②③		Microfinance and gender equity training	NO	–
				Social and cultural norms change	YES	①②
Sexual violence laws				Sexual violence prevention programmes		
Against rape	YES	①②③		School and college programmes	NO	–
Against contact sexual violence without rape	YES	①②③		Physical environment changes	NO	–
Against non-contact sexual violence	YES	①②③		Social and cultural norms change	YES	①②
Elder abuse laws				Elder abuse prevention programmes		
Against elder abuse	NO	–		Professional awareness campaigns	NO	–
Against elder abuse in institutions	NO	–		Public information campaigns	NO	–
				Caregiver support	YES	①②
				Residential care policies	–	–
VICTIM LAWS				VICTIM SERVICES		
Providing for victim compensation	YES	①②③		Adult protective services	NO	–
Providing for victim legal representation	YES	①②③		Child protection services	YES	①②
				Medico-legal services for sexual violence	YES	①②
				Mental health services	YES	①②

DATA ON VIOLENCE

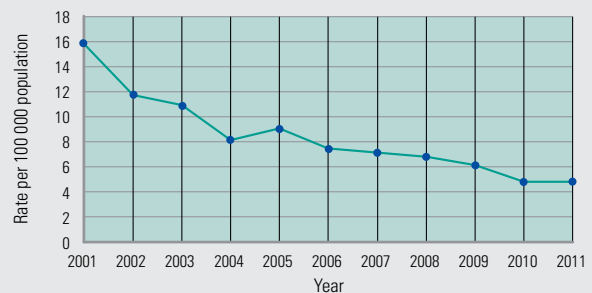
National prevalence surveys for non-fatal violence

Child maltreatment NO Youth violence YES Intimate partner violence YES Sexual violence YES Elder abuse NO

Mechanism of homicide



Trends in homicides



Reported homicides (2011) N= 65, Rate= 4.85/100 000 (78% M, 22% F)

Sources: Mechanism: Police/ Reported homicides: VR

Source: Civil and Vital Registration

ACTION PLANS, POLICIES AND LAWS RELEVANT TO SEVERAL TYPES OF VIOLENCE

National action plans		National social and educational policies	
Interpersonal violence	NO	Child maltreatment	NO
Youth violence	NO	Intimate partner violence	NO
Sexual violence	NO	Elder abuse	NO
Firearms		Alcohol	
Laws to regulate civilian access	YES	Adult (15+) per capita consumption (litres of pure alcohol)	3
Mandatory background check	YES	Patterns of drinking score	LEAST RISKY ①②③④⑤ MOST RISKY
Handguns/long guns/ automatic weapons	YES/YES/YES	Excise taxes	Beer: YES Wine: YES Spirits: YES
Carrying firearms in public	YES		
Programmes to reduce civilian firearm possession and use	NO		

LAWS AND PREVENTION PROGRAMMES BY TYPE OF VIOLENCE

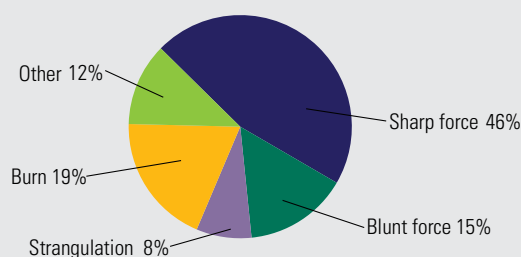
		KEY					
		No response/ don't know –	Limited ①	Partial ②	Full ③	Once/few times ①	Larger scale ②
Child maltreatment laws		Enforcement			Child maltreatment prevention programmes		Implementation
Legal age of marriage (male/female)	18 / 18					YES	①②
Against child marriage	YES	①②③				YES	①②
Against statutory rape	YES	①②③					
Against female genital mutilation	NO	–				YES	①②
Ban on corporal punishment (all settings)	YES (NO)	①②③					
Youth violence laws		Enforcement			Youth violence prevention programmes		Implementation
Against weapons on school premises	YES	①②③				–	–
Against gang or criminal group membership	YES	①②③				YES	①②
						YES	①②
						–	–
						YES	①②
Intimate partner violence laws		Enforcement			Intimate partner violence prevention programmes		Implementation
Against rape in marriage	YES	①②③				NO	–
Allowing removal of violent spouse from home	YES	①②③				YES	①②
						NO	–
Sexual violence laws		Enforcement			Sexual violence prevention programmes		Implementation
Against rape	YES	①②③				YES	①②
Against contact sexual violence without rape	YES	①②③				YES	①②
Against non-contact sexual violence	YES	①②③				YES	①②
Elder abuse laws		Enforcement			Elder abuse prevention programmes		Implementation
Against elder abuse	NO	–				YES	①②
Against elder abuse in institutions	NO	–				YES	①②
						Caregiver support	YES ①②
						Residential care policies	NO –
VICTIM LAWS		Enforcement			VICTIM SERVICES		Implementation
Providing for victim compensation	NO	–				YES	①②
Providing for victim legal representation	YES	①②③				YES	①②
						Medico-legal services for sexual violence	YES ①②
						Mental health services	YES ①②

DATA ON VIOLENCE

National prevalence surveys for non-fatal violence

Child maltreatment – Youth violence – Intimate partner violence YES Sexual violence – Elder abuse –

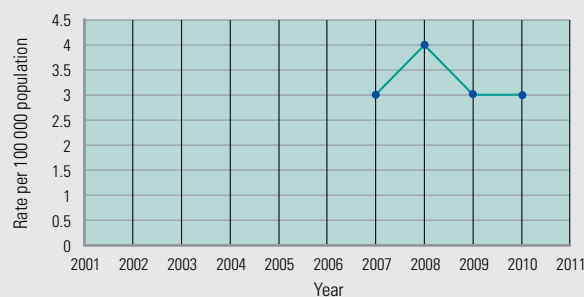
Mechanism of homicide



Reported homicides (2012) N= 26, Rate= 3/100 000 (54% M, 46% F)

Sources: Mechanism: Police/ Reported homicides: Police

Trends in homicides



Source: Police



Population: 5 408 466

Gross national income per capita: US\$ 46 820

Income group: High

Income inequality: 26.88

ACTION PLANS, POLICIES AND LAWS RELEVANT TO SEVERAL TYPES OF VIOLENCE

National action plans		National social and educational policies	
Interpersonal violence	YES	Child maltreatment	YES
Youth violence	YES ¹	Intimate partner violence	YES
Sexual violence	YES	Elder abuse	NO
Firearms		Alcohol	
Laws to regulate civilian access	YES	Adult (15+) per capita consumption (litres of pure alcohol)	12.3
Mandatory background check	YES	Patterns of drinking score	LEAST RISKY ①②③④⑤ MOST RISKY
Handguns/long guns/ automatic weapons	YES/YES/YES	Excise taxes	Beer: YES Wine: YES Spirits: YES
Carrying firearms in public	YES		
Programmes to reduce civilian firearm possession and use	YES ¹		

LAWS AND PREVENTION PROGRAMMES BY TYPE OF VIOLENCE

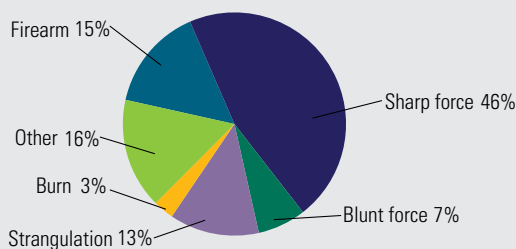
No response/don't know – Limited ① Partial ② Full ③			KEY	No response/ don't know – Once/few times ① Larger scale ②		
Child maltreatment laws			Enforcement	Child maltreatment prevention programmes		
Legal age of marriage (male/female)	18 / 18			Home visiting	YES	① ②
Against child marriage	YES		① ② ③	Parenting education	YES	① ②
Against statutory rape	YES		① ② ③	Training to recognise / avoid sexually abusive situations	YES	① ②
Against female genital mutilation	YES		① ② ③			
Ban on corporal punishment (all settings)	YES (YES)		① ② ③	Youth violence prevention programmes		
Youth violence laws				Pre-school enrichment	YES	① ②
Against weapons on school premises	YES		–	Life skills and social development training	YES	① ②
Against gang or criminal group membership	NO		–	Mentoring	YES	① ②
				After-school supervision	YES	① ②
				School anti-bullying	YES	① ②
Intimate partner violence laws				Intimate partner violence prevention programmes		
Against rape in marriage	YES		① ② ③	Dating violence prevention in schools	YES	① ②
Allowing removal of violent spouse from home	YES		① ② ③	Microfinance and gender equity training	NO	–
				Social and cultural norms change	YES	① ②
Sexual violence laws				Sexual violence prevention programmes		
Against rape	YES		① ② ③	School and college programmes	YES	① ②
Against contact sexual violence without rape	YES		① ② ③	Physical environment changes	NO	–
Against non-contact sexual violence	YES		① ② ③	Social and cultural norms change	YES	① ②
Elder abuse laws				Elder abuse prevention programmes		
Against elder abuse	YES		① ② ③	Professional awareness campaigns	NO	–
Against elder abuse in institutions	YES		① ② ③	Public information campaigns	YES	① ②
				Caregiver support	YES	① ②
				Residential care policies	YES	① ②
VICTIM LAWS				VICTIM SERVICES		
Providing for victim compensation	YES		① ② ③	Adult protective services	YES	① ②
Providing for victim legal representation	YES		① ② ③	Child protection services	YES	① ②
				Medico-legal services for sexual violence	YES	① ②
				Mental health services	YES	① ②

DATA ON VIOLENCE

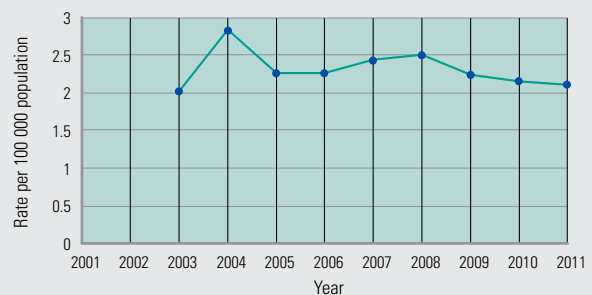
National prevalence surveys for non-fatal violence

Child maltreatment YES Youth violence YES Intimate partner violence YES Sexual violence YES Elder abuse YES

Mechanism of homicide



Trends in homicides



Reported homicides (2011) N= 114, Rate= 2.11/100 000 (67% M, 33% F)

Sources. Mechanism: National Research Institute of Legal Policy/ Reported homicides: Police

Source: National Research Institute of Legal Policy

¹ Subnational.



Population: 1 632 572

Gross national income per capita: US\$ 10 020

Income group: Middle

Income inequality: 41.45

ACTION PLANS, POLICIES AND LAWS RELEVANT TO SEVERAL TYPES OF VIOLENCE

National action plans				National social and educational policies			
Interpersonal violence	NO	Child maltreatment	NO	Incentives provided for high-risk youth to complete schooling	NO		
Youth violence	YES	Intimate partner violence	YES ¹	Housing policies to de-concentrate poverty	NO		
Sexual violence	YES ¹	Elder abuse	NO				
Firearms				Alcohol			
Laws to regulate civilian access	YES			Adult (15+) per capita consumption (litres of pure alcohol)	10.9		
Mandatory background check	YES			Patterns of drinking score	LEAST RISKY ①②③④⑤ MOST RISKY		
Handguns/long guns/ automatic weapons	YES/YES/YES			Excise taxes	Beer: YES	Wine: YES	Spirits: YES
Carrying firearms in public	YES						
Programmes to reduce civilian firearm possession and use	NO						

LAWS AND PREVENTION PROGRAMMES BY TYPE OF VIOLENCE

		No response/don't know –	Limited ①	Partial ②	Full ③	KEY	No response/ don't know –	Once/few times ①	Larger scale ②
Child maltreatment laws						Enforcement	Child maltreatment prevention programmes		Implementation
Legal age of marriage (male/female)	18 / 18						Home visiting	NO	–
Against child marriage	YES					①②③	Parenting education	NO	–
Against statutory rape	YES					①②③	Training to recognise / avoid sexually abusive situations	NO	–
Against female genital mutilation	YES					①②③			
Ban on corporal punishment (all settings)	YES (NO)					①②③			
Youth violence laws							Youth violence prevention programmes		
Against weapons on school premises	YES					①②③	Pre-school enrichment	NO	–
Against gang or criminal group membership	YES					①②③	Life skills and social development training	NO	–
							Mentoring	YES	①②
							After-school supervision	NO	–
							School anti-bullying	NO	–
Intimate partner violence laws							Intimate partner violence prevention programmes		
Against rape in marriage	NO					–	Dating violence prevention in schools	NO	–
Allowing removal of violent spouse from home	YES					①②③	Microfinance and gender equity training	NO	–
							Social and cultural norms change	NO	–
Sexual violence laws							Sexual violence prevention programmes		
Against rape	YES					①②③	School and college programmes	NO	–
Against contact sexual violence without rape	YES					①②③	Physical environment changes	NO	–
Against non-contact sexual violence	NO					–	Social and cultural norms change	NO	–
Elder abuse laws							Elder abuse prevention programmes		
Against elder abuse	NO					–	Professional awareness campaigns	YES	①②
Against elder abuse in institutions	NO					–	Public information campaigns	NO	–
							Caregiver support	NO	–
							Residential care policies	NO	–
VICTIM LAWS							VICTIM SERVICES		
Providing for victim compensation	NO					–	Adult protective services	NO	–
Providing for victim legal representation	YES					①②③	Child protection services	YES	①②
							Medico-legal services for sexual violence	YES	①②
							Mental health services	NO	–

DATA ON VIOLENCE

National prevalence surveys for non-fatal violence

Child maltreatment YES Youth violence YES Intimate partner violence YES Sexual violence YES Elder abuse NO

Mechanism of homicide



Trends in homicides



Reported homicides (2012) N= 14, Rate= 0.9/100 000 (79% M, 21% F)

Sources: Mechanism: —/ Reported homicides: Police

¹ Subnational.



Population: 4 358 242

Gross national income per capita: US\$ 3 290

Income group: Middle

Income inequality: 42.1

ACTION PLANS, POLICIES AND LAWS RELEVANT TO SEVERAL TYPES OF VIOLENCE

National action plans		National social and educational policies	
Interpersonal violence	YES	Child maltreatment	YES
Youth violence	YES	Intimate partner violence	YES
Sexual violence	YES	Elder abuse	NO
Firearms		Alcohol	
Laws to regulate civilian access	YES	Adult (15+) per capita consumption (litres of pure alcohol)	7.7
Mandatory background check	YES	Patterns of drinking score	LEAST RISKY ① ② ③ ④ ⑤ MOST RISKY
Handguns/long guns/ automatic weapons	YES/YES/YES	Excise taxes	Beer: YES Wine: YES Spirits: YES
Carrying firearms in public	YES		
Programmes to reduce civilian firearm possession and use	NO		

LAWS AND PREVENTION PROGRAMMES BY TYPE OF VIOLENCE

No response/don't know – Limited ① Partial ② Full ③		KEY		No response/ don't know – Once/few times ① Larger scale ②		
Child maltreatment laws			Enforcement	Child maltreatment prevention programmes		Implementation
Legal age of marriage (male/female)	16 / 16			Home visiting	YES	① ②
Against child marriage	YES		① ② ③	Parenting education	NO	–
Against statutory rape	YES		① ② ③	Training to recognise / avoid sexually abusive situations	NO	–
Against female genital mutilation	NO		–			
Ban on corporal punishment (all settings)	YES (YES)		① ② ③			
Youth violence laws				Youth violence prevention programmes		
Against weapons on school premises	YES		① ② ③	Pre-school enrichment	NO	–
Against gang or criminal group membership	YES		① ② ③	Life skills and social development training	YES	① ②
				Mentoring	YES	① ②
				After-school supervision	NO	–
				School anti-bullying	YES	① ②
Intimate partner violence laws				Intimate partner violence prevention programmes		
Against rape in marriage	YES		① ② ③	Dating violence prevention in schools	NO	–
Allowing removal of violent spouse from home	YES		① ② ③	Microfinance and gender equity training	NO	–
				Social and cultural norms change	YES	① ②
Sexual violence laws				Sexual violence prevention programmes		
Against rape	YES		① ② ③	School and college programmes	NO	–
Against contact sexual violence without rape	YES		① ② ③	Physical environment changes	YES	① ②
Against non-contact sexual violence	NO		–	Social and cultural norms change	YES	① ②
Elder abuse laws				Elder abuse prevention programmes		
Against elder abuse	YES		① ② ③	Professional awareness campaigns	YES	① ②
Against elder abuse in institutions	NO		–	Public information campaigns	YES	① ②
				Caregiver support	NO	–
				Residential care policies	NO	–
VICTIM LAWS				VICTIM SERVICES		
Providing for victim compensation	NO		–	Adult protective services	NO	–
Providing for victim legal representation	YES		① ② ③	Child protection services	YES	① ②
				Medico-legal services for sexual violence	YES	① ②
				Mental health services	NO	–

DATA ON VIOLENCE

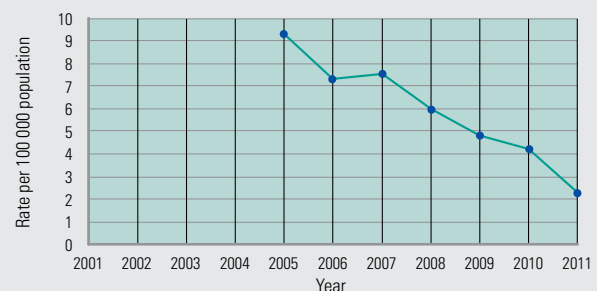
National prevalence surveys for non-fatal violence

Child maltreatment YES Youth violence NO Intimate partner violence NO Sexual violence NO Elder abuse NO

Mechanism of homicide



Trends in homicides



Reported homicides (2011) N= 107, Rate= 2.3/100 000 (75.7% M, 24.3% F)

Sources: Mechanism: —/ Reported homicides: Police

Source: Ministry of Internal Affairs



Population: 82 800 121

Gross national income per capita: US\$ 45 170

Income group: High

Income inequality: 28.31

ACTION PLANS, POLICIES AND LAWS RELEVANT TO SEVERAL TYPES OF VIOLENCE

National action plans				National social and educational policies	
Interpersonal violence	YES ¹	Child maltreatment	YES ¹	Incentives provided for high-risk youth to complete schooling	YES
Youth violence	YES ¹	Intimate partner violence	YES	Housing policies to de-concentrate poverty	YES
Sexual violence	YES	Elder abuse	YES ¹		
Firearms				Alcohol	
Laws to regulate civilian access			YES	Adult (15+) per capita consumption (litres of pure alcohol)	11.8
Mandatory background check			YES ¹	Patterns of drinking score	LEAST RISKY ①②③④⑤ MOST RISKY
Handguns/long guns/ automatic weapons		YES ¹ /YES ¹ /YES		Excise taxes	Beer: YES Wine: YES Spirits: YES
Carrying firearms in public			YES ¹		
Programmes to reduce civilian firearm possession and use			NO		

LAWS AND PREVENTION PROGRAMMES BY TYPE OF VIOLENCE

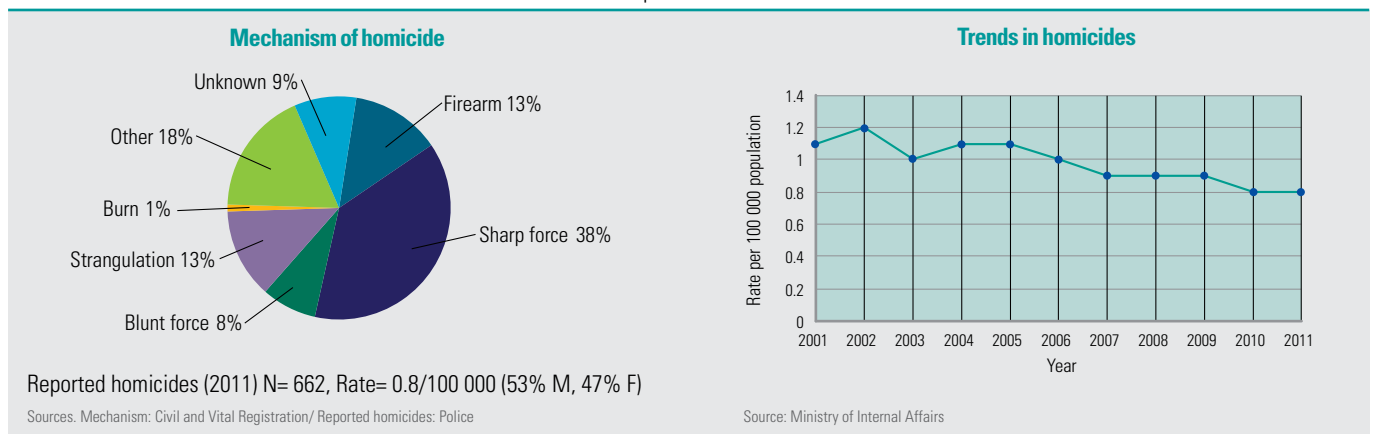
No response/don't know – Limited ① Partial ② Full ③ **KEY** No response/ don't know – Once/few times ① Larger scale ②

Child maltreatment laws	Enforcement	Child maltreatment prevention programmes	Implementation
Legal age of marriage (male/female)	18 / 18	Home visiting	YES ① ②
Against child marriage	YES ① ② ③	Parenting education	YES ① ②
Against statutory rape	YES ① ② ③	Training to recognise / avoid sexually abusive situations	YES ① ②
Against female genital mutilation	YES ① ② ③		
Ban on corporal punishment (all settings)	YES (YES) ① ② ③		
Youth violence laws		Youth violence prevention programmes	
Against weapons on school premises	YES ① ② ③	Pre-school enrichment	YES ① ②
Against gang or criminal group membership	YES ① ② ③	Life skills and social development training	YES ① ②
		Mentoring	YES ① ②
		After-school supervision	YES ① ②
		School anti-bullying	YES ① ②
Intimate partner violence laws		Intimate partner violence prevention programmes	
Against rape in marriage	YES ① ② ③	Dating violence prevention in schools	YES ① ②
Allowing removal of violent spouse from home	YES ① ② ③	Microfinance and gender equity training	–
		Social and cultural norms change	YES ① ②
Sexual violence laws		Sexual violence prevention programmes	
Against rape	YES ① ② ③	School and college programmes	YES ① ②
Against contact sexual violence without rape	YES ① ② ③	Physical environment changes	YES ① ②
Against non-contact sexual violence	YES ① ② ③	Social and cultural norms change	YES ① ②
Elder abuse laws		Elder abuse prevention programmes	
Against elder abuse	YES ① ② ③	Professional awareness campaigns	YES ① ②
Against elder abuse in institutions	YES ① ② ③	Public information campaigns	YES ① ②
		Caregiver support	YES ① ②
		Residential care policies	YES ① ②
VICTIM LAWS		VICTIM SERVICES	
Providing for victim compensation	YES ① ② ③	Adult protective services	YES ① ②
Providing for victim legal representation	YES ① ② ③	Child protection services	YES ① ②
		Medico-legal services for sexual violence	YES ① ②
		Mental health services	YES ① ②

DATA ON VIOLENCE

National prevalence surveys for non-fatal violence

Child maltreatment NO Youth violence NO Intimate partner violence NO Sexual violence NO Elder abuse NO



¹ Subnational.



Population: 25 366 462

Gross national income per capita: US\$ 1 580

Income group: Middle

Income inequality: 42.76

ACTION PLANS, POLICIES AND LAWS RELEVANT TO SEVERAL TYPES OF VIOLENCE

National action plans		National social and educational policies	
Interpersonal violence	NO	Child maltreatment	YES
Youth violence	NO	Intimate partner violence	YES
Sexual violence	YES	Elder abuse	NO
Firearms		Alcohol	
Laws to regulate civilian access	YES	Adult (15+) per capita consumption (litres of pure alcohol)	4.8
Mandatory background check	YES	Patterns of drinking score	LEAST RISKY ①②③④⑤ MOST RISKY
Handguns/long guns/ automatic weapons	YES/YES/YES	Excise taxes	Beer: YES Wine: YES Spirits: YES
Carrying firearms in public	YES		
Programmes to reduce civilian firearm possession and use	YES		

LAWS AND PREVENTION PROGRAMMES BY TYPE OF VIOLENCE

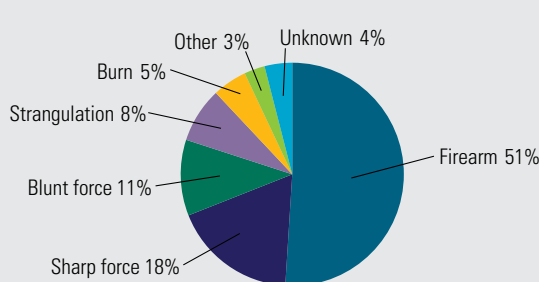
No response/don't know – Limited ① Partial ② Full ③		KEY	No response/ don't know – Once/few times ① Larger scale ②	
Child maltreatment laws		Enforcement	Child maltreatment prevention programmes	
Legal age of marriage (male/female)	18 / 18		Home visiting	YES ①②
Against child marriage	YES	①②③	Parenting education	YES ①②
Against statutory rape	YES	①②③	Training to recognise / avoid sexually abusive situations	YES ①②
Against female genital mutilation	YES	①②③		
Ban on corporal punishment (all settings)	NO (-)	-		
Youth violence laws			Youth violence prevention programmes	
Against weapons on school premises	YES	①②③	Pre-school enrichment	NO -
Against gang or criminal group membership	NO	-	Life skills and social development training	YES ①②
			Mentoring	YES ①②
			After-school supervision	YES ①②
			School anti-bullying	YES ①②
Intimate partner violence laws			Intimate partner violence prevention programmes	
Against rape in marriage	NO	-	Dating violence prevention in schools	YES ①②
Allowing removal of violent spouse from home	YES	①②③	Microfinance and gender equity training	NO -
			Social and cultural norms change	YES ①②
Sexual violence laws			Sexual violence prevention programmes	
Against rape	YES	①②③	School and college programmes	YES ①②
Against contact sexual violence without rape	YES	①②③	Physical environment changes	YES ①②
Against non-contact sexual violence	YES	①②③	Social and cultural norms change	YES ①②
Elder abuse laws			Elder abuse prevention programmes	
Against elder abuse	YES	①②③	Professional awareness campaigns	YES ①②
Against elder abuse in institutions	NO	-	Public information campaigns	YES ①②
			Caregiver support	YES ①②
			Residential care policies	NO -
VICTIM LAWS			VICTIM SERVICES	
Providing for victim compensation	NO	-	Adult protective services	YES ①②
Providing for victim legal representation	YES	①②③	Child protection services	YES ①②
			Medico-legal services for sexual violence	YES ①②
			Mental health services	YES ①②

DATA ON VIOLENCE

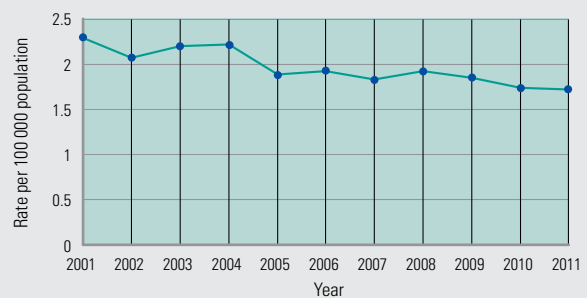
National prevalence surveys for non-fatal violence

Child maltreatment YES Youth violence – Intimate partner violence YES Sexual violence YES Elder abuse –

Mechanism of homicide



Trends in homicides



Reported homicides (2011) N= 423, Rate= 1.71/100 000 (79% M, 21% F)

Sources: Mechanism: Police/ Reported homicides: Police

Source: Police



Population: 15 082 831

Gross national income per capita: US\$ 3 130

Income group: Middle

Income inequality: 55.89

ACTION PLANS, POLICIES AND LAWS RELEVANT TO SEVERAL TYPES OF VIOLENCE

National action plans				National social and educational policies			
Interpersonal violence	NO	Child maltreatment	YES	Incentives provided for high-risk youth to complete schooling	YES ¹		
Youth violence	YES	Intimate partner violence	YES	Housing policies to de-concentrate poverty	NO		
Sexual violence	YES	Elder abuse	YES ¹				
Firearms				Alcohol			
Laws to regulate civilian access	YES			Adult (15+) per capita consumption (litres of pure alcohol)	3.8		
Mandatory background check	YES			Patterns of drinking score	LEAST RISKY ①②③④⑤ MOST RISKY		
Handguns/long guns/ automatic weapons	YES/YES/YES			Excise taxes	Beer: NO	Wine: NO	Spirits: NO
Carrying firearms in public	YES						
Programmes to reduce civilian firearm possession and use	YES						

LAWS AND PREVENTION PROGRAMMES BY TYPE OF VIOLENCE

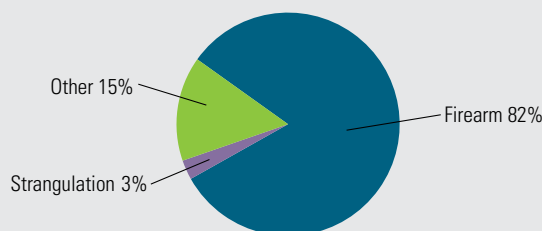
No response/don't know – Limited ① Partial ② Full ③			KEY	No response/ don't know – Once/few times ① Larger scale ②		
Child maltreatment laws			Enforcement	Child maltreatment prevention programmes		
Legal age of marriage (male/female)	18 / 18			Home visiting	NO	–
Against child marriage	NO			Parenting education	YES	① ②
Against statutory rape	YES	① ② ③		Training to recognise / avoid sexually abusive situations	YES	① ②
Against female genital mutilation	NO	–				
Ban on corporal punishment (all settings)	NO (–)	–				
Youth violence laws				Youth violence prevention programmes		
Against weapons on school premises	YES	① ② ③		Pre-school enrichment	YES	① ②
Against gang or criminal group membership	YES	① ② ③		Life skills and social development training	YES	① ②
				Mentoring	NO	–
				After-school supervision	YES	① ②
				School anti-bullying	YES	① ②
Intimate partner violence laws				Intimate partner violence prevention programmes		
Against rape in marriage	YES	① ② ③		Dating violence prevention in schools	NO	–
Allowing removal of violent spouse from home	YES	① ② ③		Microfinance and gender equity training	YES	① ②
				Social and cultural norms change	YES	① ②
Sexual violence laws				Sexual violence prevention programmes		
Against rape	YES	① ② ③		School and college programmes	YES	① ②
Against contact sexual violence without rape	YES	① ② ③		Physical environment changes	YES	① ②
Against non-contact sexual violence	YES	① ② ③		Social and cultural norms change	YES	① ②
Elder abuse laws				Elder abuse prevention programmes		
Against elder abuse	YES	① ② ③		Professional awareness campaigns	NO	–
Against elder abuse in institutions	YES	① ② ③		Public information campaigns	NO	–
				Caregiver support	NO	–
				Residential care policies	NO	–
VICTIM LAWS				VICTIM SERVICES		
Providing for victim compensation	NO	–		Adult protective services	NO	–
Providing for victim legal representation	YES	① ② ③		Child protection services	YES	① ②
				Medico-legal services for sexual violence	YES	① ②
				Mental health services	YES	① ②

DATA ON VIOLENCE

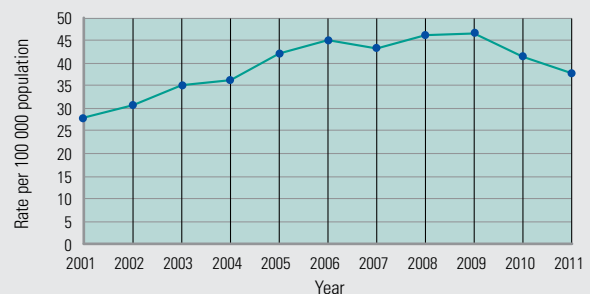
National prevalence surveys for non-fatal violence

Child maltreatment NO Youth violence NO Intimate partner violence NO Sexual violence NO Elder abuse NO

Mechanism of homicide²



Trends in homicides



Reported homicides (2012) N= 5155, Rate= 34.2/100 000 (88.88% M, 11.12% F)

Sources: Mechanism: Police/ Reported homicides: Police

Source: Police

¹ Subnational.

² Blunt and sharp force were reported as one category, and are included in "other".



Population: 11 451 273

Gross national income per capita: US\$ 440

Income group: Low

Income inequality: 39.35

ACTION PLANS, POLICIES AND LAWS RELEVANT TO SEVERAL TYPES OF VIOLENCE

National action plans		National social and educational policies	
Interpersonal violence	YES	Child maltreatment	YES
Youth violence	YES	Intimate partner violence	YES
Sexual violence	YES	Elder abuse	YES
Firearms		Alcohol	
Laws to regulate civilian access	YES	Adult (15+) per capita consumption (litres of pure alcohol)	0.7
Mandatory background check	YES	Patterns of drinking score	–
Handguns/long guns/ automatic weapons	YES/YES/YES	Excise taxes	Beer: YES Wine: YES Spirits: YES
Carrying firearms in public	YES		
Programmes to reduce civilian firearm possession and use	YES		

LAWS AND PREVENTION PROGRAMMES BY TYPE OF VIOLENCE

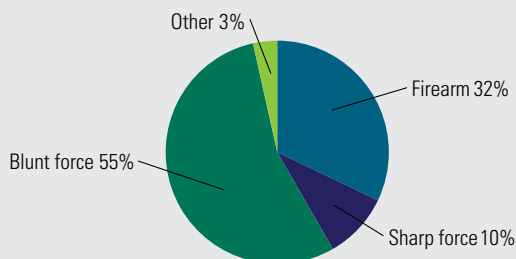
No response/don't know – Limited ① Partial ② Full ③		KEY	No response/ don't know – Once/few times ① Larger scale ②	
Child maltreatment laws		Enforcement	Child maltreatment prevention programmes	
Legal age of marriage (male/female)	18 / 18		Home visiting	YES ① ②
Against child marriage	YES	① ② ③	Parenting education	NO –
Against statutory rape	YES	① ② ③	Training to recognise / avoid sexually abusive situations	NO –
Against female genital mutilation	YES	① ② ③		
Ban on corporal punishment (all settings)	YES (NO)	① ② ③	Youth violence prevention programmes	
Youth violence laws			Pre-school enrichment	NO –
Against weapons on school premises	YES	① ② ③	Life skills and social development training	NO –
Against gang or criminal group membership	YES	① ② ③	Mentoring	NO –
			After-school supervision	NO –
			School anti-bullying	NO –
Intimate partner violence laws			Intimate partner violence prevention programmes	
Against rape in marriage	YES	① ② ③	Dating violence prevention in schools	YES ① ②
Allowing removal of violent spouse from home	NO	–	Microfinance and gender equity training	NO –
			Social and cultural norms change	NO –
Sexual violence laws			Sexual violence prevention programmes	
Against rape	YES	① ② ③	School and college programmes	YES ① ②
Against contact sexual violence without rape	YES	① ② ③	Physical environment changes	NO –
Against non-contact sexual violence	YES	① ② ③	Social and cultural norms change	NO –
Elder abuse laws			Elder abuse prevention programmes	
Against elder abuse	NO	–	Professional awareness campaigns	YES ① ②
Against elder abuse in institutions	NO	–	Public information campaigns	NO –
			Caregiver support	NO –
			Residential care policies	NO –
VICTIM LAWS			VICTIM SERVICES	
Providing for victim compensation	NO	–	Adult protective services	NO –
Providing for victim legal representation	YES	① ② ③	Child protection services	YES ① ②
			Medico-legal services for sexual violence	YES ① ②
			Mental health services	NO –

DATA ON VIOLENCE

National prevalence surveys for non-fatal violence

Child maltreatment NO Youth violence NO Intimate partner violence NO Sexual violence NO Elder abuse NO

Mechanism of homicide



Trends in homicides



Reported homicides (2010-2011) N= 115, Rate= 1/100 000 (85.2% M, 14.8% F)

Sources: Mechanism: Police/ Reported homicides: Police

¹ Subnational.



Population: 795 369

Gross national income per capita: US\$ 3 410

Income group: Middle

Income inequality: 44.54

ACTION PLANS, POLICIES AND LAWS RELEVANT TO SEVERAL TYPES OF VIOLENCE

National action plans		National social and educational policies	
Interpersonal violence	NO	Child maltreatment	NO
Youth violence	NO	Intimate partner violence	NO
Sexual violence	NO	Elder abuse	NO
Firearms		Alcohol	
Laws to regulate civilian access	YES	Adult (15+) per capita consumption (litres of pure alcohol)	8.1
Mandatory background check	YES	Patterns of drinking score	LEAST RISKY ①②③④⑤ MOST RISKY
Handguns/long guns/ automatic weapons	YES/YES/YES	Excise taxes	Beer: YES Wine: YES Spirits: YES
Carrying firearms in public	YES		
Programmes to reduce civilian firearm possession and use	NO		

LAWS AND PREVENTION PROGRAMMES BY TYPE OF VIOLENCE

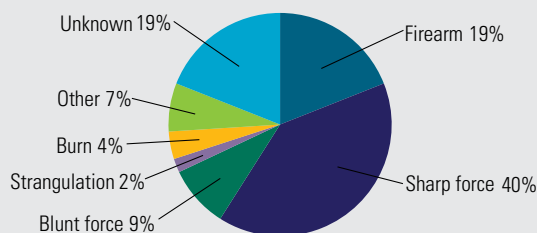
No response/don't know – Limited ① Partial ② Full ③		KEY		No response/ don't know – Once/few times ① Larger scale ②	
Child maltreatment laws		Enforcement		Child maltreatment prevention programmes	
Legal age of marriage (male/female)	16 / 16			Home visiting	YES ①②
Against child marriage	YES	①②③		Parenting education	YES ①②
Against statutory rape	YES	①②③		Training to recognise / avoid sexually abusive situations	YES ①②
Against female genital mutilation	NO	–			
Ban on corporal punishment (all settings)	NO (–)	–			
Youth violence laws				Youth violence prevention programmes	
Against weapons on school premises	NO	–		Pre-school enrichment	NO –
Against gang or criminal group membership	YES	①②③		Life skills and social development training	YES ①②
				Mentoring	YES ①②
				After-school supervision	YES ①②
				School anti-bullying	NO –
Intimate partner violence laws				Intimate partner violence prevention programmes	
Against rape in marriage	YES	①②③		Dating violence prevention in schools	NO –
Allowing removal of violent spouse from home	YES	①②③		Microfinance and gender equity training	YES ①②
				Social and cultural norms change	YES ①②
Sexual violence laws				Sexual violence prevention programmes	
Against rape	YES	①②③		School and college programmes	NO –
Against contact sexual violence without rape	YES	①②③		Physical environment changes	NO –
Against non-contact sexual violence	YES	①②③		Social and cultural norms change	YES ①②
Elder abuse laws				Elder abuse prevention programmes	
Against elder abuse	NO	–		Professional awareness campaigns	NO –
Against elder abuse in institutions	NO	–		Public information campaigns	NO –
				Caregiver support	NO –
				Residential care policies	NO –
VICTIM LAWS				VICTIM SERVICES	
Providing for victim compensation	NO	–		Adult protective services	NO –
Providing for victim legal representation	NO	–		Child protection services	YES ①②
				Medico-legal services for sexual violence	NO –
				Mental health services	YES ①②

DATA ON VIOLENCE

National prevalence surveys for non-fatal violence

Child maltreatment NO Youth violence NO Intimate partner violence NO Sexual violence NO Elder abuse NO

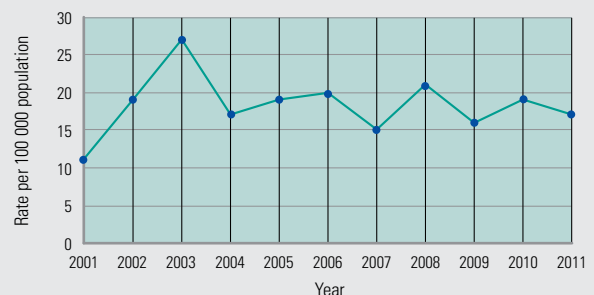
Mechanism of homicide



Reported homicides (2011) N= 130, Rate= 17/100 000 (74% M, 26% F)

Sources: Mechanism: Police/ Reported homicides: Police

Trends in homicides



Source: Police



Population: 7 935 846

Gross national income per capita: US\$ 2 140

Income group: Middle

Income inequality: 56.95

ACTION PLANS, POLICIES AND LAWS RELEVANT TO SEVERAL TYPES OF VIOLENCE

National action plans		National social and educational policies	
Interpersonal violence	YES	Child maltreatment	YES
Youth violence	YES	Intimate partner violence	YES
Sexual violence	YES	Elder abuse	NO
Firearms		Alcohol	
Laws to regulate civilian access	YES	Adult (15+) per capita consumption (litres of pure alcohol)	4
Mandatory background check	YES	Patterns of drinking score	LEAST RISKY ①②③④⑤ MOST RISKY
Handguns/long guns/ automatic weapons	YES/YES/YES	Excise taxes	Beer: YES Wine: YES Spirits: YES
Carrying firearms in public	YES		
Programmes to reduce civilian firearm possession and use	YES		

LAWS AND PREVENTION PROGRAMMES BY TYPE OF VIOLENCE

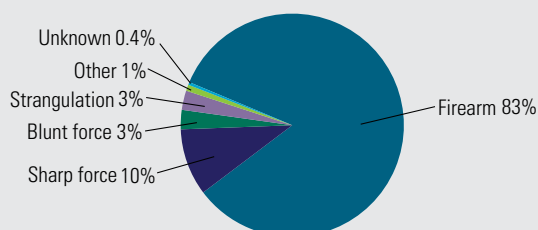
KEY			KEY	
No response/don't know – Limited ① Partial ② Full ③			No response/ don't know – Once/few times ① Larger scale ②	
Child maltreatment laws			Child maltreatment prevention programmes	
Legal age of marriage (male/female)	18 / 18	Enforcement	Home visiting	YES ①②
Against child marriage	NO	–	Parenting education	YES ①②
Against statutory rape	YES	①②③	Training to recognise / avoid sexually abusive situations	YES ①②
Against female genital mutilation	NO	–		
Ban on corporal punishment (all settings)	YES (YES)	①②③		
Youth violence laws			Youth violence prevention programmes	
Against weapons on school premises	NO	–	Pre-school enrichment	NO –
Against gang or criminal group membership	YES	①②③	Life skills and social development training	NO –
			Mentoring	NO –
			After-school supervision	YES ①②
			School anti-bullying	YES ①②
Intimate partner violence laws			Intimate partner violence prevention programmes	
Against rape in marriage	YES	①②③	Dating violence prevention in schools	YES ①②
Allowing removal of violent spouse from home	YES	①②③	Microfinance and gender equity training	YES ①②
			Social and cultural norms change	YES ①②
Sexual violence laws			Sexual violence prevention programmes	
Against rape	YES	①②③	School and college programmes	NO –
Against contact sexual violence without rape	YES	①②③	Physical environment changes	YES ①②
Against non-contact sexual violence	YES	①②③	Social and cultural norms change	YES ①②
Elder abuse laws			Elder abuse prevention programmes	
Against elder abuse	YES	①②③	Professional awareness campaigns	YES ①②
Against elder abuse in institutions	NO	–	Public information campaigns	NO –
			Caregiver support	NO –
			Residential care policies	NO –
VICTIM LAWS			VICTIM SERVICES	
Providing for victim compensation	NO	–	Adult protective services	NO –
Providing for victim legal representation	YES	①②③	Child protection services	YES ①②
			Medico-legal services for sexual violence	YES ①②
			Mental health services	YES ①②

DATA ON VIOLENCE

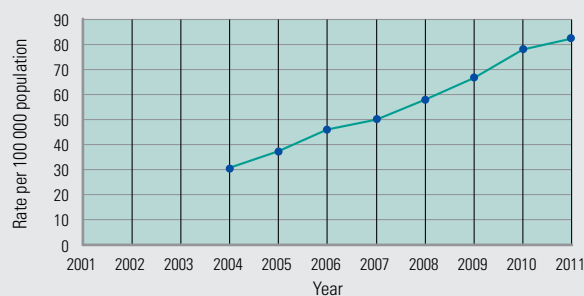
National prevalence surveys for non-fatal violence

Child maltreatment YES Youth violence NO Intimate partner violence YES Sexual violence YES Elder abuse NO

Mechanism of homicide



Trends in homicides



Reported homicides (2012) N= 7172, Rate= 85.5/100 000 (91.6% M, 8.4% F)

Sources: Mechanism: Police/ Reported homicides: Police

Source: Police

ACTION PLANS, POLICIES AND LAWS RELEVANT TO SEVERAL TYPES OF VIOLENCE

National action plans				National social and educational policies	
Interpersonal violence	YES	Child maltreatment	YES	Incentives provided for high-risk youth to complete schooling	NO
Youth violence	YES	Intimate partner violence	YES	Housing policies to de-concentrate poverty	NO
Sexual violence	YES	Elder abuse	YES ¹		
Firearms				Alcohol	
Laws to regulate civilian access	YES			Adult (15+) per capita consumption (litres of pure alcohol)	7.1
Mandatory background check	YES			Patterns of drinking score	LEAST RISKY ①②③④⑤ MOST RISKY
Handguns/long guns/ automatic weapons	YES/YES/YES			Excise taxes	Beer: YES Wine: YES Spirits: YES
Carrying firearms in public	YES				
Programmes to reduce civilian firearm possession and use	–				

LAWS AND PREVENTION PROGRAMMES BY TYPE OF VIOLENCE

No response/don't know – Limited ① Partial ② Full ③ **KEY** No response/ don't know – Once/few times ① Larger scale ②

Child maltreatment laws			Enforcement	Child maltreatment prevention programmes			Implementation
Legal age of marriage (male/female)	18 / 18			Home visiting	YES		①②
Against child marriage	YES	①②③		Parenting education	YES		①②
Against statutory rape	YES	①②③		Training to recognise / avoid sexually abusive situations	YES		①②
Against female genital mutilation	YES	–					
Ban on corporal punishment (all settings)	YES (YES)	①②③					
Youth violence laws				Youth violence prevention programmes			
Against weapons on school premises	YES	①②③		Pre-school enrichment	YES		①②
Against gang or criminal group membership	NO	–		Life skills and social development training	YES		①②
				Mentoring	YES		①②
				After-school supervision	YES		①②
				School anti-bullying	YES		①②
Intimate partner violence laws				Intimate partner violence prevention programmes			
Against rape in marriage	YES	①②③		Dating violence prevention in schools	YES		①②
Allowing removal of violent spouse from home	YES	①②③		Microfinance and gender equity training	NO		–
				Social and cultural norms change	YES		①②
Sexual violence laws				Sexual violence prevention programmes			
Against rape	YES	①②③		School and college programmes	YES		①②
Against contact sexual violence without rape	YES	①②③		Physical environment changes	NO		–
Against non-contact sexual violence	YES	①②③		Social and cultural norms change	YES		①②
Elder abuse laws				Elder abuse prevention programmes			
Against elder abuse	YES	–		Professional awareness campaigns	–		–
Against elder abuse in institutions	YES	–		Public information campaigns	YES		①②
				Caregiver support	YES		①②
				Residential care policies	YES		①②
VICTIM LAWS				VICTIM SERVICES			
Providing for victim compensation	YES	①②③		Adult protective services	NO		–
Providing for victim legal representation	YES	①②③		Child protection services	YES		①②
				Medico-legal services for sexual violence	YES		①②
				Mental health services	YES		①②

DATA ON VIOLENCE

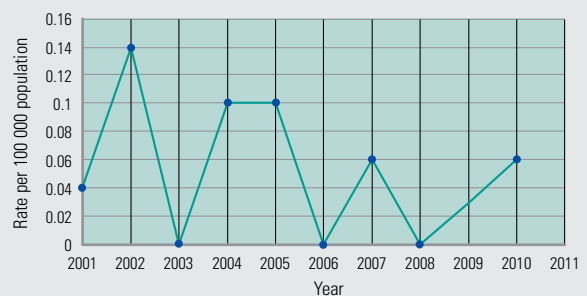
National prevalence surveys for non-fatal violence

Child maltreatment YES¹ Youth violence – Intimate partner violence YES Sexual violence YES Elder abuse YES¹

Mechanism of homicide



Trends in homicides



Reported homicides (2012) N= 1, Rate= 0.03/100 000 (0% M, 100% F)

Sources: Mechanism: Police/ Reported homicides: Police

Source: Police

¹ Subnational.



Population: 1 236 686 732

Gross national income per capita: US\$ 1 550

Income group: Middle

Income inequality: 33.9

ACTION PLANS, POLICIES AND LAWS RELEVANT TO SEVERAL TYPES OF VIOLENCE

National action plans		National social and educational policies	
Interpersonal violence	YES	Child maltreatment	YES
Youth violence	YES	Intimate partner violence	YES
Sexual violence	YES	Elder abuse	YES
Firearms		Alcohol	
Laws to regulate civilian access	YES	Adult (15+) per capita consumption (litres of pure alcohol)	4.3
Mandatory background check	YES	Patterns of drinking score	LEAST RISKY ①②③④⑤ MOST RISKY
Handguns/long guns/ automatic weapons	YES/YES/YES	Excise taxes	Beer: YES Wine: YES Spirits: YES
Carrying firearms in public	YES		
Programmes to reduce civilian firearm possession and use	YES		

LAWS AND PREVENTION PROGRAMMES BY TYPE OF VIOLENCE

No response/don't know – Limited ① Partial ② Full ③			KEY	No response/ don't know – Once/few times ① Larger scale ②		
Child maltreatment laws			Enforcement	Child maltreatment prevention programmes		Implementation
Legal age of marriage (male/female)	21 / 18			Home visiting	YES	① ②
Against child marriage	YES		① ② ③	Parenting education	YES	① ②
Against statutory rape	YES		① ② ③	Training to recognise / avoid sexually abusive situations	YES	① ②
Against female genital mutilation	NO		–			
Ban on corporal punishment (all settings)	YES (NO)		① ② ③			
Youth violence laws				Youth violence prevention programmes		
Against weapons on school premises	YES		① ② ③	Pre-school enrichment	YES	① ②
Against gang or criminal group membership	YES		① ② ③	Life skills and social development training	YES	① ②
				Mentoring	YES	① ②
				After-school supervision	YES	① ②
				School anti-bullying	YES	① ②
Intimate partner violence laws				Intimate partner violence prevention programmes		
Against rape in marriage	NO		–	Dating violence prevention in schools	YES	① ②
Allowing removal of violent spouse from home	NO		–	Microfinance and gender equity training	NO	–
				Social and cultural norms change	YES	① ②
Sexual violence laws				Sexual violence prevention programmes		
Against rape	YES		① ② ③	School and college programmes	YES	① ②
Against contact sexual violence without rape	YES		① ② ③	Physical environment changes	YES	① ②
Against non-contact sexual violence	YES		① ② ③	Social and cultural norms change	YES	① ②
Elder abuse laws				Elder abuse prevention programmes		
Against elder abuse	YES		① ② ③	Professional awareness campaigns	NO	–
Against elder abuse in institutions	NO		–	Public information campaigns	YES	① ②
				Caregiver support	YES	① ②
				Residential care policies	YES	① ②
VICTIM LAWS				VICTIM SERVICES		
Providing for victim compensation	YES		① ② ③	Adult protective services	YES	① ②
Providing for victim legal representation	YES		① ② ③	Child protection services	YES	① ②
				Medico-legal services for sexual violence	YES	① ②
				Mental health services	YES	① ②

DATA ON VIOLENCE

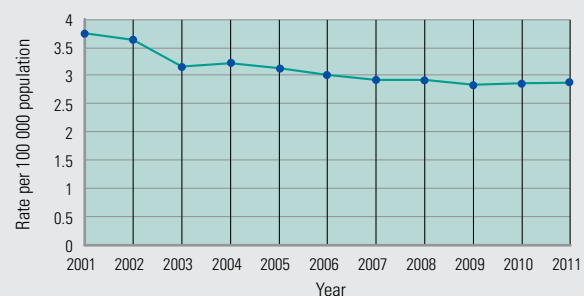
National prevalence surveys for non-fatal violence

Child maltreatment NO Youth violence NO Intimate partner violence NO Sexual violence NO Elder abuse NO

Mechanism of homicide



Trends in homicides



Reported homicides (2012) N= 35122, Rate= 2.89/100 000 (73.1% M, 26.9% F)

Sources: Mechanism: — / Reported homicides: Police

Source: Ministry of Home Affairs

INDONESIA



Population: 246 864 191

Gross national income per capita: US\$ 3 420

Income group: Middle

Income inequality: 38.14075554

ACTION PLANS, POLICIES AND LAWS RELEVANT TO SEVERAL TYPES OF VIOLENCE

National action plans				National social and educational policies	
Interpersonal violence	NO	Child maltreatment	YES	Incentives provided for high-risk youth to complete schooling	NO
Youth violence	NO	Intimate partner violence	YES	Housing policies to de-concentrate poverty	NO
Sexual violence	YES	Elder abuse	NO		
Firearms				Alcohol	
Laws to regulate civilian access			YES	Adult (15+) per capita consumption (litres of pure alcohol)	0.6
Mandatory background check			YES	Patterns of drinking score	LEAST RISKY ①②③④⑤ MOST RISKY
Handguns/long guns/ automatic weapons			YES/YES/YES	Excise taxes	Beer: YES Wine: YES Spirits: YES
Carrying firearms in public			YES		
Programmes to reduce civilian firearm possession and use			NO		

LAWS AND PREVENTION PROGRAMMES BY TYPE OF VIOLENCE

No response/don't know – Limited ① Partial ② Full ③			KEY	No response/ don't know – Once/few times ① Larger scale ②		
Child maltreatment laws			Enforcement	Child maltreatment prevention programmes		
Legal age of marriage (male/female)	21 / 21			Home visiting	YES	①②
Against child marriage	YES		①②③	Parenting education	YES	①②
Against statutory rape	YES		①②③	Training to recognise / avoid sexually abusive situations	YES	①②
Against female genital mutilation	YES		①②③			
Ban on corporal punishment (all settings)	YES (NO)		①②③			
Youth violence laws				Youth violence prevention programmes		
Against weapons on school premises	YES		①②③	Pre-school enrichment	YES	①②
Against gang or criminal group membership	YES		①②③	Life skills and social development training	YES	①②
				Mentoring	YES	①②
				After-school supervision	NO	–
				School anti-bullying	YES	①②
Intimate partner violence laws				Intimate partner violence prevention programmes		
Against rape in marriage	NO		–	Dating violence prevention in schools	YES	①②
Allowing removal of violent spouse from home	YES		①②③	Microfinance and gender equity training	NO	–
				Social and cultural norms change	YES	①②
Sexual violence laws				Sexual violence prevention programmes		
Against rape	YES		①②③	School and college programmes	YES	①②
Against contact sexual violence without rape	YES		①②③	Physical environment changes	YES	①②
Against non-contact sexual violence	NO		–	Social and cultural norms change	YES	①②
Elder abuse laws				Elder abuse prevention programmes		
Against elder abuse	YES		①②③	Professional awareness campaigns	YES	①②
Against elder abuse in institutions	NO		–	Public information campaigns	YES	①②
				Caregiver support	YES	①②
				Residential care policies	YES	①②
VICTIM LAWS				VICTIM SERVICES		
Providing for victim compensation	YES		①②③	Adult protective services	YES	①②
Providing for victim legal representation	YES		①②③	Child protection services	YES	①②
				Medico-legal services for sexual violence	YES	①②
				Mental health services	YES	①②

DATA ON VIOLENCE

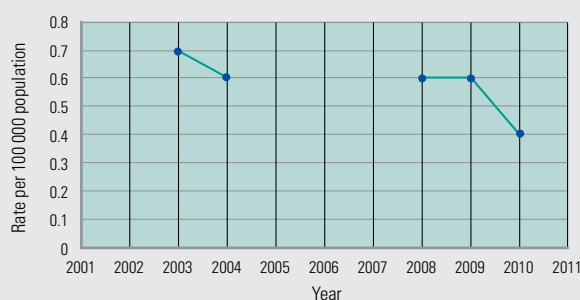
National prevalence surveys for non-fatal violence

Child maltreatment NO Youth violence NO Intimate partner violence NO Sexual violence NO Elder abuse NO

Mechanism of homicide



Trends in homicides



Reported homicides (2012) N= 1456, Rate= 0.6/100 000 (–% M, –% F)

Sources: Mechanism: —/ Reported homicides: Police

Source: Country questionnaire

IRAN (ISLAMIC REPUBLIC OF)



Population: 76 424 443

Gross national income per capita: US\$ 6 570

Income group: Middle

Income inequality: 38.28

ACTION PLANS, POLICIES AND LAWS RELEVANT TO SEVERAL TYPES OF VIOLENCE

National action plans		National social and educational policies	
Interpersonal violence	YES	Child maltreatment	YES
Youth violence	YES ¹	Intimate partner violence	YES
Sexual violence	YES ¹	Elder abuse	YES
Firearms		Alcohol	
Laws to regulate civilian access	YES	Adult (15+) per capita consumption (litres of pure alcohol)	1
Mandatory background check	YES	Patterns of drinking score	–
Handguns/long guns/ automatic weapons	YES/YES/YES	Excise taxes	Beer: – Wine: – Spirits: –
Carrying firearms in public	YES		
Programmes to reduce civilian firearm possession and use	YES		

LAWS AND PREVENTION PROGRAMMES BY TYPE OF VIOLENCE

No response/don't know – Limited ① Partial ② Full ③		KEY	No response/ don't know – Once/few times ① Larger scale ②	
Child maltreatment laws		Enforcement	Child maltreatment prevention programmes	
Legal age of marriage (male/female)	15 / 13		Home visiting	YES ① ②
Against child marriage	YES	① ② ③	Parenting education	YES ① ②
Against statutory rape	YES	① ② ③	Training to recognise / avoid sexually abusive situations	YES ① ②
Against female genital mutilation	NO	–		
Ban on corporal punishment (all settings)	YES (NO)	① ② ③	Youth violence prevention programmes	
Youth violence laws			Pre-school enrichment	YES ① ②
Against weapons on school premises	YES	① ② ③	Life skills and social development training	YES ① ②
Against gang or criminal group membership	YES	① ② ③	Mentoring	YES ① ②
			After-school supervision	YES ① ②
			School anti-bullying	YES ① ②
Intimate partner violence laws			Intimate partner violence prevention programmes	
Against rape in marriage	NO	–	Dating violence prevention in schools	YES ① ②
Allowing removal of violent spouse from home	YES	① ② ③	Microfinance and gender equity training	YES ① ②
			Social and cultural norms change	YES ① ②
Sexual violence laws			Sexual violence prevention programmes	
Against rape	YES	① ② ③	School and college programmes	YES ① ②
Against contact sexual violence without rape	YES	① ② ③	Physical environment changes	YES ① ②
Against non-contact sexual violence	YES	① ② ③	Social and cultural norms change	YES ① ②
Elder abuse laws			Elder abuse prevention programmes	
Against elder abuse	YES	① ② ③	Professional awareness campaigns	YES ① ②
Against elder abuse in institutions	YES	① ② ③	Public information campaigns	YES ① ②
			Caregiver support	YES ① ②
			Residential care policies	YES ① ②
VICTIM LAWS			VICTIM SERVICES	
Providing for victim compensation	YES	① ② ③	Adult protective services	YES ① ②
Providing for victim legal representation	YES	① ② ③	Child protection services	YES ① ②
			Medico-legal services for sexual violence	YES ① ②
			Mental health services	YES ① ②

DATA ON VIOLENCE

National prevalence surveys for non-fatal violence

Child maltreatment YES Youth violence – Intimate partner violence YES Sexual violence – Elder abuse –

Mechanism of homicide



Trends in homicides



¹ Subnational.

ACTION PLANS, POLICIES AND LAWS RELEVANT TO SEVERAL TYPES OF VIOLENCE

National action plans				National social and educational policies			
Interpersonal violence	YES	Child maltreatment	YES	Incentives provided for high-risk youth to complete schooling	NO		
Youth violence	YES	Intimate partner violence	YES	Housing policies to de-concentrate poverty	YES		
Sexual violence	YES	Elder abuse	YES				
Firearms				Alcohol			
Laws to regulate civilian access				Adult (15+) per capita consumption (litres of pure alcohol)	0.5		
Mandatory background check				Patterns of drinking score	-		
Handguns/long guns/ automatic weapons	YES/YES/YES			Excise taxes	Beer: NO	Wine: NO	Spirits: NO
Carrying firearms in public	YES						
Programmes to reduce civilian firearm possession and use	YES						

LAWS AND PREVENTION PROGRAMMES BY TYPE OF VIOLENCE

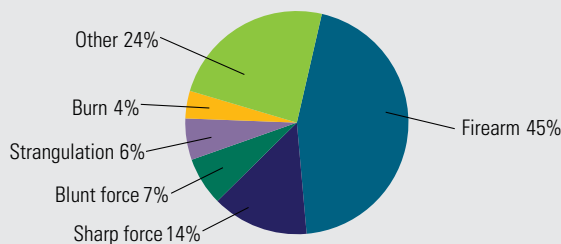
		No response/don't know –	Limited ①	Partial ②	Full ③	KEY	No response/ don't know –	Once/few times ①	Larger scale ②
Child maltreatment laws		Enforcement				Child maltreatment prevention programmes		Implementation	
Legal age of marriage (male/female)	18 / 18						Home visiting	YES	① ②
Against child marriage	YES		① ② ③				Parenting education	YES	① ②
Against statutory rape	YES		① ② ③				Training to recognise / avoid sexually abusive situations	NO	-
Against female genital mutilation	YES ¹		-						
Ban on corporal punishment (all settings)	YES (YES)		① ② ③						
Youth violence laws		Enforcement				Youth violence prevention programmes		Implementation	
Against weapons on school premises	YES		① ② ③				Pre-school enrichment	YES	① ②
Against gang or criminal group membership	YES		① ② ③				Life skills and social development training	YES	① ②
							Mentoring	YES	① ②
							After-school supervision	YES	① ②
							School anti-bullying	YES	① ②
Intimate partner violence laws		Enforcement				Intimate partner violence prevention programmes		Implementation	
Against rape in marriage	YES		① ② ③				Dating violence prevention in schools	NO	-
Allowing removal of violent spouse from home	NO		-				Microfinance and gender equity training	YES	① ②
							Social and cultural norms change	YES	① ②
Sexual violence laws		Enforcement				Sexual violence prevention programmes		Implementation	
Against rape	YES		① ② ③				School and college programmes	YES	① ②
Against contact sexual violence without rape	YES		① ② ③				Physical environment changes	YES	① ②
Against non-contact sexual violence	YES		① ② ③				Social and cultural norms change	YES	① ②
Elder abuse laws		Enforcement				Elder abuse prevention programmes		Implementation	
Against elder abuse	YES		① ② ③				Professional awareness campaigns	YES	① ②
Against elder abuse in institutions	YES		① ② ③				Public information campaigns	NO	-
							Caregiver support	YES	① ②
							Residential care policies	YES	① ②
VICTIM LAWS		Enforcement				VICTIM SERVICES		Implementation	
Providing for victim compensation	YES		① ② ③				Adult protective services	YES	① ②
Providing for victim legal representation	YES		① ② ③				Child protection services	YES	① ②
							Medico-legal services for sexual violence	YES	① ②
							Mental health services	YES	① ②

DATA ON VIOLENCE

National prevalence surveys for non-fatal violence

Child maltreatment YES Youth violence NO Intimate partner violence YES Sexual violence YES Elder abuse YES

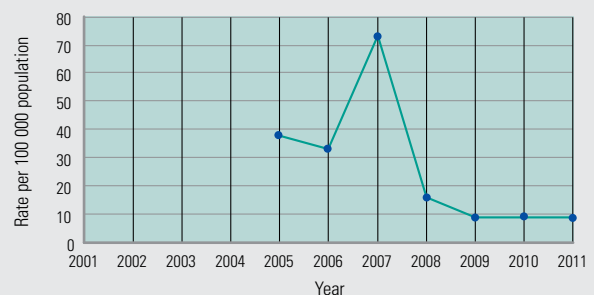
Mechanism of homicide



Reported homicides (2011) N= 2518, Rate= 8.79/100 000 (81.7% M, 18.3% F)

Sources: Mechanism: Civil and Vital Registration/ Reported homicides: Police

Trends in homicides



Source: Police

¹ Subnational.

ACTION PLANS, POLICIES AND LAWS RELEVANT TO SEVERAL TYPES OF VIOLENCE

National action plans		National social and educational policies	
Interpersonal violence	NO	Child maltreatment	YES
Youth violence	YES	Intimate partner violence	YES
Sexual violence	YES ¹	Elder abuse	YES ¹
Firearms		Alcohol	
Laws to regulate civilian access	YES	Adult (15+) per capita consumption (litres of pure alcohol)	2.8
Mandatory background check	YES	Patterns of drinking score	LEAST RISKY ① ② ③ ④ ⑤ MOST RISKY
Handguns/long guns/ automatic weapons	YES/YES/YES	Excise taxes	Beer: YES Wine: YES Spirits: YES
Carrying firearms in public	YES		
Programmes to reduce civilian firearm possession and use	YES		

LAWS AND PREVENTION PROGRAMMES BY TYPE OF VIOLENCE

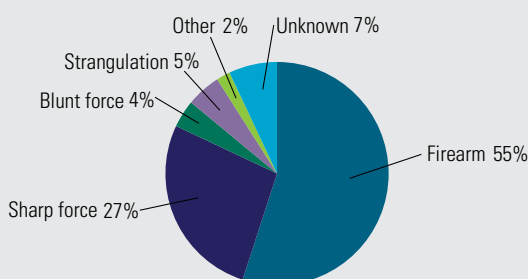
No response/don't know – Limited ① Partial ② Full ③		KEY	No response/ don't know – Once/few times ① Larger scale ②	
Child maltreatment laws		Enforcement	Child maltreatment prevention programmes	
Legal age of marriage (male/female)	17 / 17		Home visiting	YES ① ②
Against child marriage	YES	① ② ③	Parenting education	YES ① ②
Against statutory rape	YES	① ② ③	Training to recognise / avoid sexually abusive situations	YES ① ②
Against female genital mutilation	NO	–		
Ban on corporal punishment (all settings)	YES (YES)	–		
Youth violence laws			Youth violence prevention programmes	
Against weapons on school premises	YES	① ② ③	Pre-school enrichment	YES ① ②
Against gang or criminal group membership	NO	–	Life skills and social development training	YES ① ②
			Mentoring	YES ① ②
			After-school supervision	YES ① ②
			School anti-bullying	YES ① ②
Intimate partner violence laws			Intimate partner violence prevention programmes	
Against rape in marriage	YES	① ② ③	Dating violence prevention in schools	YES ① ②
Allowing removal of violent spouse from home	YES	① ② ③	Microfinance and gender equity training	YES ① ②
			Social and cultural norms change	YES ① ②
Sexual violence laws			Sexual violence prevention programmes	
Against rape	YES	① ② ③	School and college programmes	YES ① ②
Against contact sexual violence without rape	YES	① ② ③	Physical environment changes	YES ① ②
Against non-contact sexual violence	YES	① ② ③	Social and cultural norms change	YES ① ②
Elder abuse laws			Elder abuse prevention programmes	
Against elder abuse	YES	① ② ③	Professional awareness campaigns	YES ① ②
Against elder abuse in institutions	YES	① ② ③	Public information campaigns	YES ① ②
			Caregiver support	YES ① ②
			Residential care policies	YES ① ②
VICTIM LAWS			VICTIM SERVICES	
Providing for victim compensation	NO	–	Adult protective services	YES ① ②
Providing for victim legal representation	NO	–	Child protection services	YES ① ②
			Medico-legal services for sexual violence	YES ① ②
			Mental health services	YES ① ②

DATA ON VIOLENCE

National prevalence surveys for non-fatal violence

Child maltreatment YES Youth violence YES Intimate partner violence YES Sexual violence YES Elder abuse YES

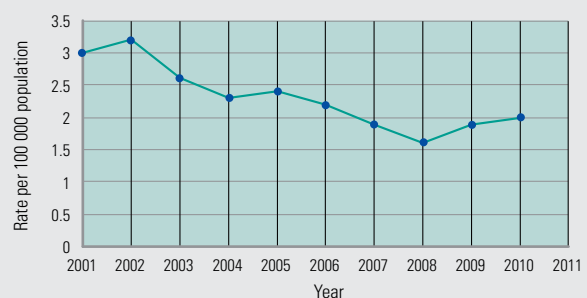
Mechanism of homicide



Reported homicides (2011) N= 147, Rate= 1.9/100 000 (77% M, 23% F)

Sources: Mechanism: Israel Center Bureau of Statistics/ Reported homicides: VR

Trends in homicides



Source: Israel Center Bureau of Statistics

¹ Subnational.



Population: 60 884 593

Gross national income per capita: US\$ 34 810

Income group: High

Income inequality: 36.03

ACTION PLANS, POLICIES AND LAWS RELEVANT TO SEVERAL TYPES OF VIOLENCE

National action plans				National social and educational policies			
Interpersonal violence	NO	Child maltreatment	YES	Incentives provided for high-risk youth to complete schooling	YES		
Youth violence	YES	Intimate partner violence	YES	Housing policies to de-concentrate poverty	NO		
Sexual violence	YES	Elder abuse	NO				
Firearms				Alcohol			
Laws to regulate civilian access	YES			Adult (15+) per capita consumption (litres of pure alcohol)	6.7		
Mandatory background check	YES			Patterns of drinking score	LEAST RISKY ①②③④⑤ MOST RISKY		
Handguns/long guns/ automatic weapons	YES/YES/YES			Excise taxes	Beer: YES	Wine: NO	Spirits: YES
Carrying firearms in public	YES						
Programmes to reduce civilian firearm possession and use	NO						

LAWS AND PREVENTION PROGRAMMES BY TYPE OF VIOLENCE

No response/don't know – Limited ① Partial ② Full ③ **KEY** No response/ don't know – Once/few times ① Larger scale ②

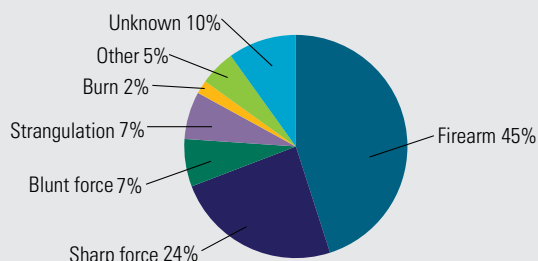
Child maltreatment laws			Enforcement	Child maltreatment prevention programmes			Implementation
Legal age of marriage (male/female)	18 / 18			Home visiting	YES		①②
Against child marriage	YES		–	Parenting education	YES		①②
Against statutory rape	YES		①②③	Training to recognise / avoid sexually abusive situations	YES		①②
Against female genital mutilation	YES		①②③				
Ban on corporal punishment (all settings)	YES (NO)		①②③				
Youth violence laws				Youth violence prevention programmes			
Against weapons on school premises	YES		①②③	Pre-school enrichment	NO		–
Against gang or criminal group membership	YES		①②③	Life skills and social development training	YES		①②
				Mentoring	YES		①②
				After-school supervision	YES		①②
				School anti-bullying	YES		①②
Intimate partner violence laws				Intimate partner violence prevention programmes			
Against rape in marriage	YES		①②③	Dating violence prevention in schools	YES		①②
Allowing removal of violent spouse from home	YES		①②③	Microfinance and gender equity training	NO		–
				Social and cultural norms change	YES		①②
Sexual violence laws				Sexual violence prevention programmes			
Against rape	YES		①②③	School and college programmes	YES		①②
Against contact sexual violence without rape	YES		①②③	Physical environment changes	YES		①②
Against non-contact sexual violence	YES		①②③	Social and cultural norms change	YES		①②
Elder abuse laws				Elder abuse prevention programmes			
Against elder abuse	YES		①②③	Professional awareness campaigns	YES		①②
Against elder abuse in institutions	YES		①②③	Public information campaigns	NO		–
				Caregiver support	YES		①②
				Residential care policies	YES		①②
VICTIM LAWS				VICTIM SERVICES			
Providing for victim compensation	YES		①②③	Adult protective services	NO		–
Providing for victim legal representation	YES		①②③	Child protection services	YES		①②
				Medico-legal services for sexual violence	YES		①②
				Mental health services	YES		①②

DATA ON VIOLENCE

National prevalence surveys for non-fatal violence

Child maltreatment YES Youth violence YES Intimate partner violence YES Sexual violence YES Elder abuse NO

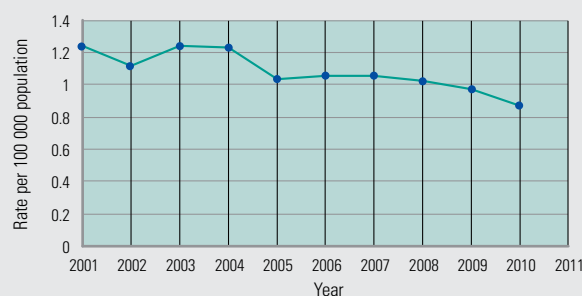
Mechanism of homicide



Reported homicides (2012) N= 528, Rate= 0.89/100 000 (69.7% M, 30.3% F)

Sources: Mechanism: Police/ Reported homicides: Police

Trends in homicides



Source: Police



Population: 2 768 941

Gross national income per capita: US\$ 5 190

Income group: Middle

Income inequality: 45.51

ACTION PLANS, POLICIES AND LAWS RELEVANT TO SEVERAL TYPES OF VIOLENCE

National action plans		National social and educational policies	
Interpersonal violence	YES	Child maltreatment	YES
Youth violence	YES	Intimate partner violence	YES
Sexual violence	YES	Elder abuse	NO
Firearms		Alcohol	
Laws to regulate civilian access	YES	Adult (15+) per capita consumption (litres of pure alcohol)	4.9
Mandatory background check	YES	Patterns of drinking score	LEAST RISKY ①②③④⑤ MOST RISKY
Handguns/long guns/ automatic weapons	YES/YES/YES	Excise taxes	Beer: YES Wine: YES Spirits: YES
Carrying firearms in public	YES		
Programmes to reduce civilian firearm possession and use	YES ¹		

LAWS AND PREVENTION PROGRAMMES BY TYPE OF VIOLENCE

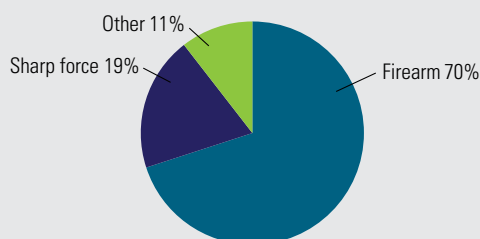
No response/don't know – Limited ① Partial ② Full ③		KEY	No response/ don't know – Once/few times ① Larger scale ②	
Child maltreatment laws		Enforcement	Child maltreatment prevention programmes	
Legal age of marriage (male/female)	18 / 18		Home visiting	YES ① ②
Against child marriage	YES	① ② ③	Parenting education Training to recognise / avoid sexually abusive situations	YES ① ②
Against statutory rape	YES	① ② ③		
Against female genital mutilation	NO	–		
Ban on corporal punishment (all settings)	YES (NO)	① ② ③		
Youth violence laws			Youth violence prevention programmes	
Against weapons on school premises	YES	① ② ③	Pre-school enrichment	YES ① ②
Against gang or criminal group membership	NO	–	Life skills and social development training	YES ① ②
			Mentoring	YES ① ②
			After-school supervision	YES ① ②
			School anti-bullying	YES ① ②
Intimate partner violence laws			Intimate partner violence prevention programmes	
Against rape in marriage	YES	① ② ③	Dating violence prevention in schools	YES ① ②
Allowing removal of violent spouse from home	YES	① ② ③	Microfinance and gender equity training	YES ① ②
			Social and cultural norms change	YES ① ②
Sexual violence laws			Sexual violence prevention programmes	
Against rape	YES	① ② ③	School and college programmes	YES ① ②
Against contact sexual violence without rape	YES	① ② ③	Physical environment changes	YES ① ②
Against non-contact sexual violence	YES	① ② ③	Social and cultural norms change	YES ① ②
Elder abuse laws			Elder abuse prevention programmes	
Against elder abuse	NO	–	Professional awareness campaigns	YES ① ②
Against elder abuse in institutions	NO	–	Public information campaigns	YES ① ②
			Caregiver support	YES ① ②
			Residential care policies	YES ① ②
VICTIM LAWS			VICTIM SERVICES	
Providing for victim compensation	YES	① ② ③	Adult protective services	NO –
Providing for victim legal representation	YES	① ② ③	Child protection services	YES ① ②
			Medico-legal services for sexual violence	YES ① ②
			Mental health services	YES ① ②

DATA ON VIOLENCE

National prevalence surveys for non-fatal violence

Child maltreatment YES Youth violence YES Intimate partner violence YES Sexual violence YES Elder abuse NO

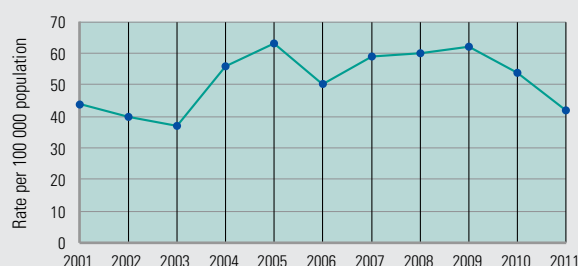
Mechanism of homicide



Reported homicides (2011) N= 1133, Rate= 42/100 000 (89% M, 11% F)

Sources: Mechanism: Police/ Reported homicides: Police

Trends in homicides



Source: Jamaica Constabulary Force

¹ Subnational.

JAPAN



Population: 127 249 704

Gross national income per capita: US\$ 47 690

Income group: High

Income inequality: –

ACTION PLANS, POLICIES AND LAWS RELEVANT TO SEVERAL TYPES OF VIOLENCE

National action plans			National social and educational policies		
Interpersonal violence	–	Child maltreatment	YES	Incentives provided for high-risk youth to complete schooling	NO
Youth violence	–	Intimate partner violence	YES	Housing policies to de-concentrate poverty	NO
Sexual violence	YES	Elder abuse	YES		
Firearms			Alcohol		
Laws to regulate civilian access		YES	Adult (15+) per capita consumption (litres of pure alcohol)	7.2	
Mandatory background check		YES	Patterns of drinking score	LEAST RISKY ①②③④⑤ MOST RISKY	
Handguns/long guns/ automatic weapons		YES/YES/YES	Excise taxes	Beer: YES Wine: YES Spirits: YES	
Carrying firearms in public		YES			
Programmes to reduce civilian firearm possession and use		YES			

LAWS AND PREVENTION PROGRAMMES BY TYPE OF VIOLENCE

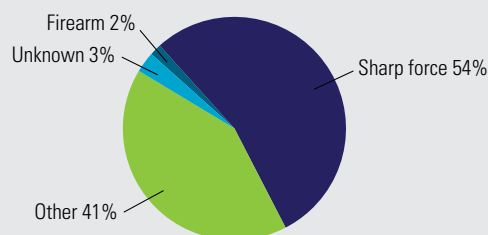
No response/don't know – Limited ① Partial ② Full ③			KEY			No response/ don't know – Once/few times ① Larger scale ②					
Child maltreatment laws			Enforcement			Child maltreatment prevention programmes			Implementation		
Legal age of marriage (male/female)	18 / 16					Home visiting	YES		① ②		
Against child marriage	YES		① ② ③			Parenting education	YES		① ②		
Against statutory rape	YES		① ② ③			Training to recognise / avoid sexually abusive situations	NO		–		
Against female genital mutilation	YES		–								
Ban on corporal punishment (all settings)	YES (NO)		① ② ③								
Youth violence laws						Youth violence prevention programmes					
Against weapons on school premises	NO		–			Pre-school enrichment	NO		–		
Against gang or criminal group membership	NO		–			Life skills and social development training	NO		–		
						Mentoring	NO		–		
						After-school supervision	NO		–		
						School anti-bullying	YES		① ②		
Intimate partner violence laws						Intimate partner violence prevention programmes					
Against rape in marriage	NO		–			Dating violence prevention in schools	–		–		
Allowing removal of violent spouse from home	YES		① ② ③			Microfinance and gender equity training	NO		–		
						Social and cultural norms change	YES		① ②		
Sexual violence laws						Sexual violence prevention programmes					
Against rape	YES		① ② ③			School and college programmes	–		–		
Against contact sexual violence without rape	YES		① ② ③			Physical environment changes	YES		① ②		
Against non-contact sexual violence	YES		① ② ③			Social and cultural norms change	YES		① ②		
Elder abuse laws						Elder abuse prevention programmes					
Against elder abuse	YES		① ② ③			Professional awareness campaigns	YES		① ②		
Against elder abuse in institutions	YES		① ② ③			Public information campaigns	YES		① ②		
						Caregiver support	YES		① ②		
						Residential care policies	YES		① ②		
VICTIM LAWS						VICTIM SERVICES					
Providing for victim compensation	YES		① ② ③			Adult protective services	YES		① ②		
Providing for victim legal representation	YES		① ② ③			Child protection services	YES		① ②		
						Medico-legal services for sexual violence	YES		① ②		
						Mental health services	YES		① ②		

DATA ON VIOLENCE

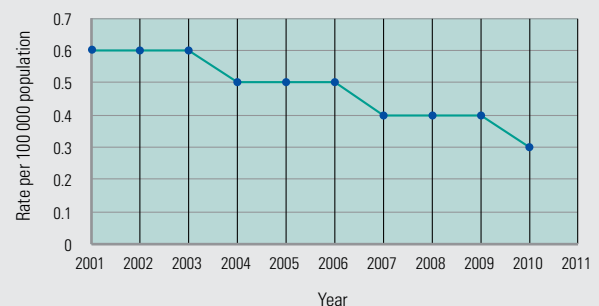
National prevalence surveys for non-fatal violence

Child maltreatment YES Youth violence YES Intimate partner violence YES Sexual violence YES Elder abuse YES

Mechanism of homicide



Trends in homicides



Reported homicides (2012) N= 1020, Rate= 0.8/100 000 (57% M, 43% F)

Sources: Mechanism: Police/ Reported homicides: Police

Source: Statistics and Information Department



Population: 7 009 444

Gross national income per capita: US\$ —

Income group: Middle

Income inequality: 35.43

ACTION PLANS, POLICIES AND LAWS RELEVANT TO SEVERAL TYPES OF VIOLENCE

National action plans		National social and educational policies	
Interpersonal violence	YES ¹	Child maltreatment	YES
Youth violence	NO	Intimate partner violence	YES
Sexual violence	YES ¹	Elder abuse	YES
Firearms		Alcohol	
Laws to regulate civilian access	YES	Adult (15+) per capita consumption (litres of pure alcohol)	0.7
Mandatory background check	YES	Patterns of drinking score	—
Handguns/long guns/ automatic weapons	YES/YES/YES	Excise taxes	Beer: YES Wine: YES Spirits: YES
Carrying firearms in public	YES		
Programmes to reduce civilian firearm possession and use	YES		

LAWS AND PREVENTION PROGRAMMES BY TYPE OF VIOLENCE

No response/don't know – Limited ① Partial ② Full ③		KEY		No response/ don't know – Once/few times ① Larger scale ②		
Child maltreatment laws			Enforcement	Child maltreatment prevention programmes		Implementation
Legal age of marriage (male/female)	18 / 18			Home visiting	NO	—
Against child marriage	YES		① ② ③	Parenting education	YES	① ②
Against statutory rape	YES		① ② ③	Training to recognise / avoid sexually abusive situations	YES	① ②
Against female genital mutilation	NO		—			
Ban on corporal punishment (all settings)	YES (NO)		① ② ③			
Youth violence laws				Youth violence prevention programmes		
Against weapons on school premises	NO		—	Pre-school enrichment	NO	—
Against gang or criminal group membership	YES		① ② ③	Life skills and social development training	YES	① ②
				Mentoring	YES	① ②
				After-school supervision	NO	—
				School anti-bullying	YES	① ②
Intimate partner violence laws				Intimate partner violence prevention programmes		
Against rape in marriage	NO		—	Dating violence prevention in schools	NO	—
Allowing removal of violent spouse from home	YES ¹		—	Microfinance and gender equity training	YES	① ②
				Social and cultural norms change	YES	① ②
Sexual violence laws				Sexual violence prevention programmes		
Against rape	YES		① ② ③	School and college programmes	YES	① ②
Against contact sexual violence without rape	YES		① ② ③	Physical environment changes	NO	—
Against non-contact sexual violence	YES		① ② ③	Social and cultural norms change	YES	① ②
Elder abuse laws				Elder abuse prevention programmes		
Against elder abuse	NO		—	Professional awareness campaigns	YES	① ②
Against elder abuse in institutions	YES		① ② ③	Public information campaigns	YES	① ②
				Caregiver support	YES	① ②
				Residential care policies	YES	① ②
VICTIM LAWS				VICTIM SERVICES		
Providing for victim compensation	NO		—	Adult protective services	NO	—
Providing for victim legal representation	YES ¹		① ② ③	Child protection services	YES	① ②
				Medico-legal services for sexual violence	YES	① ②
				Mental health services	YES	① ②

DATA ON VIOLENCE

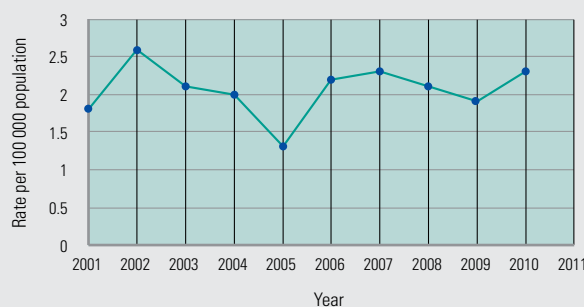
National prevalence surveys for non-fatal violence

Child maltreatment YES Youth violence YES¹ Intimate partner violence YES Sexual violence YES Elder abuse NO

Mechanism of homicide



Trends in homicides



Reported homicides (2011) N= 133, Rate= 2.1/100 000 (—% M, —% F)

Sources: Mechanism: — / Reported homicides: Police

Source: Ministry of Interior

¹ Subnational.

KAZAKHSTAN



Population: 16 271 201

Gross national income per capita: US\$ 9 780

Income group: Middle

Income inequality: 29.04

ACTION PLANS, POLICIES AND LAWS RELEVANT TO SEVERAL TYPES OF VIOLENCE

National action plans			National social and educational policies		
Interpersonal violence	–	Child maltreatment	YES ¹	Incentives provided for high-risk youth to complete schooling	YES
Youth violence	YES ¹	Intimate partner violence	–	Housing policies to de-concentrate poverty	YES
Sexual violence	–	Elder abuse	–		
Firearms			Alcohol		
Laws to regulate civilian access			YES	Adult (15+) per capita consumption (litres of pure alcohol)	10.3
Mandatory background check			YES	Patterns of drinking score	LEAST RISKY ①②③④⑤ MOST RISKY
Handguns/long guns/ automatic weapons			YES/YES/YES	Excise taxes	Beer: YES Wine: YES Spirits: YES
Carrying firearms in public			YES		
Programmes to reduce civilian firearm possession and use			YES		

LAWS AND PREVENTION PROGRAMMES BY TYPE OF VIOLENCE

No response/don't know – Limited ① Partial ② Full ③			KEY No response/ don't know – Once/few times ① Larger scale ②			
Child maltreatment laws			Enforcement		Child maltreatment prevention programmes	
Legal age of marriage (male/female)	18 / 18				Home visiting	YES ①②
Against child marriage	YES		①②③		Parenting education	YES ①②
Against statutory rape	YES		①②③		Training to recognise / avoid sexually abusive situations	YES ①②
Against female genital mutilation	NO		–			
Ban on corporal punishment (all settings)	YES (YES)		①②③			
Youth violence laws					Youth violence prevention programmes	
Against weapons on school premises	YES		①②③		Pre-school enrichment	YES ①②
Against gang or criminal group membership	YES		①②③		Life skills and social development training	YES ①②
					Mentoring	YES ①②
					After-school supervision	YES ①②
					School anti-bullying	YES ①②
Intimate partner violence laws					Intimate partner violence prevention programmes	
Against rape in marriage	YES		①②③		Dating violence prevention in schools	YES ①②
Allowing removal of violent spouse from home	–		–		Microfinance and gender equity training	YES ①②
					Social and cultural norms change	YES ①②
Sexual violence laws					Sexual violence prevention programmes	
Against rape	–		–		School and college programmes	YES ①②
Against contact sexual violence without rape	–		–		Physical environment changes	YES ①②
Against non-contact sexual violence	–		–		Social and cultural norms change	NO –
Elder abuse laws					Elder abuse prevention programmes	
Against elder abuse	–		–		Professional awareness campaigns	– –
Against elder abuse in institutions	–		–		Public information campaigns	– –
					Caregiver support	– –
					Residential care policies	– –
VICTIM LAWS					VICTIM SERVICES	
Providing for victim compensation	–		–		Adult protective services	– –
Providing for victim legal representation	–		–		Child protection services	YES ①②
					Medico-legal services for sexual violence	YES ①②
					Mental health services	YES ①②

DATA ON VIOLENCE

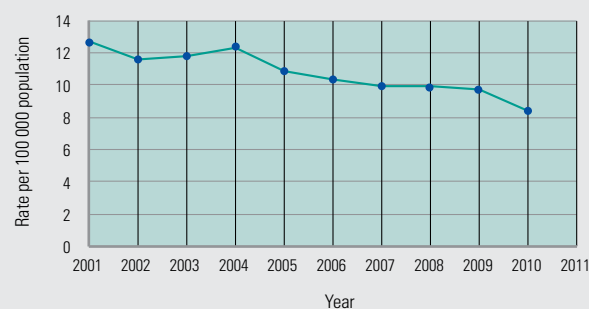
National prevalence surveys for non-fatal violence

Child maltreatment YES Youth violence – Intimate partner violence – Sexual violence YES Elder abuse –

Mechanism of homicide



Trends in homicides



Reported homicides (2010) N= 1416, Rate= 8.4/100 000 (–% M, –% F)

Sources: Mechanism: —/ Reported homicides: Police

Source: Police

¹ Subnational.

ACTION PLANS, POLICIES AND LAWS RELEVANT TO SEVERAL TYPES OF VIOLENCE

National action plans		National social and educational policies	
Interpersonal violence	NO	Child maltreatment	NO
Youth violence	NO	Intimate partner violence	NO
Sexual violence	NO	Elder abuse	NO
Firearms		Alcohol	
Laws to regulate civilian access	YES	Adult (15+) per capita consumption (litres of pure alcohol)	4.3
Mandatory background check	YES	Patterns of drinking score	LEAST RISKY ①②③④⑤ MOST RISKY
Handguns/long guns/ automatic weapons	YES/YES/YES	Excise taxes	Beer: YES Wine: YES Spirits: YES
Carrying firearms in public	YES		
Programmes to reduce civilian firearm possession and use	YES		

LAWS AND PREVENTION PROGRAMMES BY TYPE OF VIOLENCE

No response/don't know – Limited ① Partial ② Full ③		KEY	No response/ don't know – Once/few times ① Larger scale ②	
Child maltreatment laws		Enforcement	Child maltreatment prevention programmes	
Legal age of marriage (male/female)	18 / 18		Home visiting	YES ①②
Against child marriage	YES	①②③	Parenting education	YES ①②
Against statutory rape	YES	①②③	Training to recognise / avoid sexually abusive situations	YES ①②
Against female genital mutilation	YES	①②③		
Ban on corporal punishment (all settings)	YES (YES)	①②③	Youth violence prevention programmes	
Youth violence laws			Pre-school enrichment	NO –
Against weapons on school premises	YES	①②③	Life skills and social development training	YES ①②
Against gang or criminal group membership	YES	①②③	Mentoring	YES ①②
			After-school supervision	NO –
			School anti-bullying	YES ①②
Intimate partner violence laws			Intimate partner violence prevention programmes	
Against rape in marriage	YES	①②③	Dating violence prevention in schools	NO –
Allowing removal of violent spouse from home	YES	①②③	Microfinance and gender equity training	YES ①②
			Social and cultural norms change	YES ①②
Sexual violence laws			Sexual violence prevention programmes	
Against rape	YES	①②③	School and college programmes	YES ①②
Against contact sexual violence without rape	YES	①②③	Physical environment changes	YES ①②
Against non-contact sexual violence	YES	①②③	Social and cultural norms change	YES ①②
Elder abuse laws			Elder abuse prevention programmes	
Against elder abuse	NO	–	Professional awareness campaigns	YES ①②
Against elder abuse in institutions	NO	–	Public information campaigns	YES ①②
			Caregiver support	YES ①②
			Residential care policies	NO –
VICTIM LAWS			VICTIM SERVICES	
Providing for victim compensation	YES	①②③	Adult protective services	NO –
Providing for victim legal representation	YES	①②③	Child protection services	YES ①②
			Medico-legal services for sexual violence	YES ①②
			Mental health services	YES ①②

DATA ON VIOLENCE

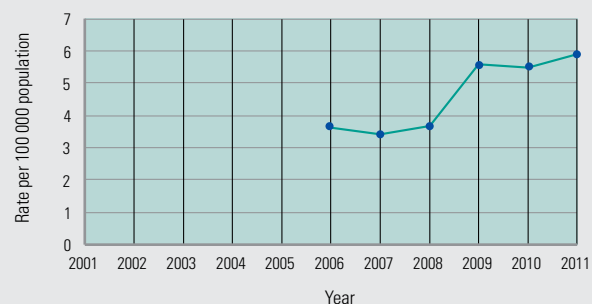
National prevalence surveys for non-fatal violence

Child maltreatment YES Youth violence NO Intimate partner violence NO Sexual violence NO Elder abuse NO

Mechanism of homicide



Trends in homicides



Reported homicides (2011) N= 2283, Rate= 5.91/100 000 (74% M, 26% F)

Sources: Mechanism: —/ Reported homicides: Police

Source: National Bureau of Statistics



Population: 100 786

Gross national income per capita: US\$ 2 520

Income group: Middle

Income inequality: –

ACTION PLANS, POLICIES AND LAWS RELEVANT TO SEVERAL TYPES OF VIOLENCE

National action plans				National social and educational policies	
Interpersonal violence	NO	Child maltreatment	YES	Incentives provided for high-risk youth to complete schooling	YES
Youth violence	YES	Intimate partner violence	YES	Housing policies to de-concentrate poverty	NO
Sexual violence	YES	Elder abuse	NO		
Firearms				Alcohol	
Laws to regulate civilian access			YES	Adult (15+) per capita consumption (litres of pure alcohol)	3
Mandatory background check			YES	Patterns of drinking score	LEAST RISKY ①②③④⑤ MOST RISKY
Handguns/long guns/ automatic weapons			YES/YES/YES	Excise taxes	Beer: NO Wine: NO Spirits: NO
Carrying firearms in public			YES		
Programmes to reduce civilian firearm possession and use			YES		

LAWS AND PREVENTION PROGRAMMES BY TYPE OF VIOLENCE

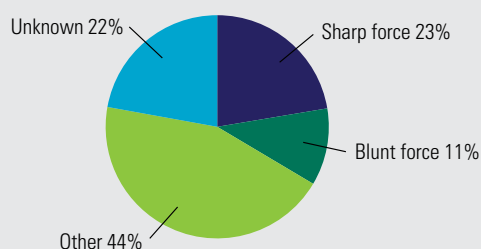
No response/don't know – Limited ① Partial ② Full ③			KEY	No response/ don't know – Once/few times ① Larger scale ②		
Child maltreatment laws			Enforcement	Child maltreatment prevention programmes		
Legal age of marriage (male/female)	18 / 18			Home visiting	YES	①②
Against child marriage	YES	①②③		Parenting education	YES	①②
Against statutory rape	YES	①②③		Training to recognise / avoid sexually abusive situations	YES	①②
Against female genital mutilation	NO	–				
Ban on corporal punishment (all settings)	YES (NO)	①②③				
Youth violence laws				Youth violence prevention programmes		
Against weapons on school premises	YES	①②③		Pre-school enrichment	NO	–
Against gang or criminal group membership	YES	①②③		Life skills and social development training	YES	①②
				Mentoring	YES	①②
				After-school supervision	NO	–
				School anti-bullying	YES	①②
Intimate partner violence laws				Intimate partner violence prevention programmes		
Against rape in marriage	YES	–		Dating violence prevention in schools	NO	–
Allowing removal of violent spouse from home	YES	–		Microfinance and gender equity training	YES	①②
				Social and cultural norms change	NO	–
Sexual violence laws				Sexual violence prevention programmes		
Against rape	YES	–		School and college programmes	NO	–
Against contact sexual violence without rape	YES	–		Physical environment changes	YES	①②
Against non-contact sexual violence	YES	–		Social and cultural norms change	YES	①②
Elder abuse laws				Elder abuse prevention programmes		
Against elder abuse	NO	–		Professional awareness campaigns	NO	–
Against elder abuse in institutions	NO	–		Public information campaigns	NO	–
				Caregiver support	YES	①②
				Residential care policies	NO	–
VICTIM LAWS				VICTIM SERVICES		
Providing for victim compensation	NO	–		Adult protective services	NO	–
Providing for victim legal representation	YES	①②③		Child protection services	YES	①②
				Medico-legal services for sexual violence	NO	–
				Mental health services	NO	–

DATA ON VIOLENCE

National prevalence surveys for non-fatal violence

Child maltreatment NO Youth violence NO Intimate partner violence YES Sexual violence YES Elder abuse NO

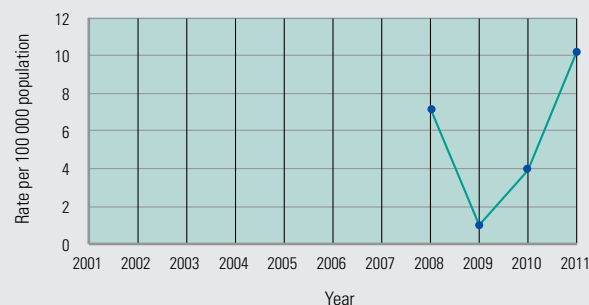
Mechanism of homicide



Reported homicides (2012) N= 8, Rate= 7.15/100 000 (75% M, 25% F)

Sources: Mechanism: Police/ Reported homicides: Police

Trends in homicides



Source: Police



Population: 3 250 496

Gross national income per capita: US\$ 44 940

Income group: High

Income inequality: -

ACTION PLANS, POLICIES AND LAWS RELEVANT TO SEVERAL TYPES OF VIOLENCE

National action plans		National social and educational policies	
Interpersonal violence	YES	Child maltreatment	YES
Youth violence	YES	Intimate partner violence	NO
Sexual violence	NO	Elder abuse	NO
Firearms		Alcohol	
Laws to regulate civilian access	YES	Adult (15+) per capita consumption (litres of pure alcohol)	0.1
Mandatory background check	YES	Patterns of drinking score	-
Handguns/long guns/ automatic weapons	YES/YES/YES	Excise taxes	Beer: Wine: Spirits:
Carrying firearms in public	YES		
Programmes to reduce civilian firearm possession and use	YES		

LAWS AND PREVENTION PROGRAMMES BY TYPE OF VIOLENCE

No response/don't know – Limited ① Partial ② Full ③			KEY	No response/ don't know – Once/few times ① Larger scale ②		
Child maltreatment laws			Enforcement	Child maltreatment prevention programmes		Implementation
Legal age of marriage (male/female)	17 / 15			Home visiting	NO	-
Against child marriage	YES		① ② ③	Parenting education	YES	① ②
Against statutory rape	YES		① ② ③	Training to recognise / avoid sexually abusive situations	NO	-
Against female genital mutilation	YES		① ② ③			
Ban on corporal punishment (all settings)	YES (YES)		① ② ③			
Youth violence laws				Youth violence prevention programmes		
Against weapons on school premises	YES		① ② ③	Pre-school enrichment	NO	-
Against gang or criminal group membership	YES		① ② ③	Life skills and social development training	YES	① ②
				Mentoring	YES	① ②
				After-school supervision	YES	① ②
				School anti-bullying	YES	① ②
Intimate partner violence laws				Intimate partner violence prevention programmes		
Against rape in marriage	-		-	Dating violence prevention in schools	NO	-
Allowing removal of violent spouse from home	-		-	Microfinance and gender equity training	NO	-
				Social and cultural norms change	YES	① ②
Sexual violence laws				Sexual violence prevention programmes		
Against rape	YES		① ② ③	School and college programmes	NO	-
Against contact sexual violence without rape	YES		① ② ③	Physical environment changes	YES	① ②
Against non-contact sexual violence	NO		-	Social and cultural norms change	YES	① ②
Elder abuse laws				Elder abuse prevention programmes		
Against elder abuse	YES		① ② ③	Professional awareness campaigns	YES	① ②
Against elder abuse in institutions	YES		① ② ③	Public information campaigns	YES	① ②
				Caregiver support	YES	① ②
				Residential care policies	YES	① ②
VICTIM LAWS				VICTIM SERVICES		
Providing for victim compensation	NO		-	Adult protective services	NO	-
Providing for victim legal representation	NO		-	Child protection services	NO	-
				Medico-legal services for sexual violence	NO	-
				Mental health services	YES	① ②

DATA ON VIOLENCE

National prevalence surveys for non-fatal violence

Child maltreatment NO Youth violence NO Intimate partner violence NO Sexual violence NO Elder abuse NO

Mechanism of homicide



Trends in homicides



Reported homicides (2011) N= 144, Rate= 4/100 000 (77% M, 23% F)

Sources: Mechanism: —/ Reported homicides: Police

Source: Police



Population: 5 474 213

Gross national income per capita: US\$ 1 040

Income group: Low

Income inequality: 33.38

ACTION PLANS, POLICIES AND LAWS RELEVANT TO SEVERAL TYPES OF VIOLENCE

National action plans				National social and educational policies			
Interpersonal violence	YES	Child maltreatment	YES	Incentives provided for high-risk youth to complete schooling	YES		
Youth violence	YES	Intimate partner violence	YES	Housing policies to de-concentrate poverty	YES ¹		
Sexual violence	YES	Elder abuse	YES				
Firearms				Alcohol			
Laws to regulate civilian access	YES			Adult (15+) per capita consumption (litres of pure alcohol)	4.3		
Mandatory background check	YES			Patterns of drinking score	LEAST RISKY ①②③④⑤ MOST RISKY		
Handguns/long guns/ automatic weapons	YES/YES/YES			Excise taxes	Beer: NO	Wine: YES	Spirits: YES
Carrying firearms in public	YES						
Programmes to reduce civilian firearm possession and use	YES						

LAWS AND PREVENTION PROGRAMMES BY TYPE OF VIOLENCE

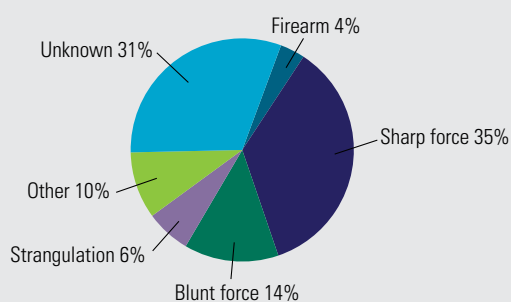
No response/don't know – Limited ① Partial ② Full ③			KEY	No response/ don't know – Once/few times ① Larger scale ②		
Child maltreatment laws			Enforcement	Child maltreatment prevention programmes		
Legal age of marriage (male/female)	17 / 17			Home visiting	YES	①②
Against child marriage	YES	①②③		Parenting education	YES	①②
Against statutory rape	YES	①②③		Training to recognise / avoid sexually abusive situations	YES	①②
Against female genital mutilation	–	–				
Ban on corporal punishment (all settings)	YES (YES)	①②③				
Youth violence laws				Youth violence prevention programmes		
Against weapons on school premises	YES	①②③		Pre-school enrichment	YES	①②
Against gang or criminal group membership	YES	①②③		Life skills and social development training	YES	①②
				Mentoring	YES	①②
				After-school supervision	YES	①②
				School anti-bullying	YES	①②
Intimate partner violence laws				Intimate partner violence prevention programmes		
Against rape in marriage	YES	①②③		Dating violence prevention in schools	YES	①②
Allowing removal of violent spouse from home	YES	①②③		Microfinance and gender equity training	YES	①②
				Social and cultural norms change	YES	①②
Sexual violence laws				Sexual violence prevention programmes		
Against rape	YES	①②③		School and college programmes	YES	①②
Against contact sexual violence without rape	YES	①②③		Physical environment changes	YES	①②
Against non-contact sexual violence	YES	①②③		Social and cultural norms change	YES	①②
Elder abuse laws				Elder abuse prevention programmes		
Against elder abuse	YES ¹	①②③		Professional awareness campaigns	YES	①②
Against elder abuse in institutions	YES ¹	①②③		Public information campaigns	YES	①②
				Caregiver support	YES	①②
				Residential care policies	YES	①②
VICTIM LAWS				VICTIM SERVICES		
Providing for victim compensation	NO	–		Adult protective services	YES	①②
Providing for victim legal representation	YES	–		Child protection services	YES	①②
				Medico-legal services for sexual violence	YES	①②
				Mental health services	YES	①②

DATA ON VIOLENCE

National prevalence surveys for non-fatal violence

Child maltreatment – Youth violence – Intimate partner violence – Sexual violence – Elder abuse –

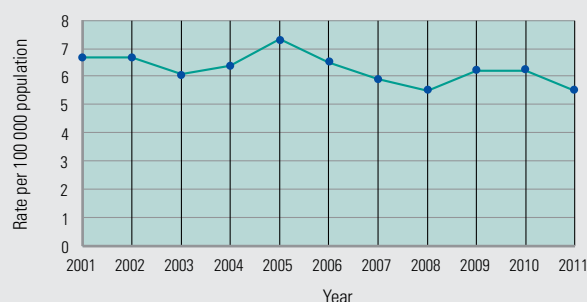
Mechanism of homicide



Reported homicides (2012) N= 248, Rate= 4.4/100 000 (76.2% M, 23.8% F)

Sources: Mechanism: Civil and Vital Registration/ Reported homicides: VR

Trends in homicides



Source: Civil and Vital Registration

¹ Subnational.

LAO PEOPLE'S DEMOCRATIC REPUBLIC



Population: 6 645 827

Gross national income per capita: US\$ 1 270

Income group: Middle

Income inequality: 36.74

ACTION PLANS, POLICIES AND LAWS RELEVANT TO SEVERAL TYPES OF VIOLENCE

National action plans		National social and educational policies	
Interpersonal violence	NO	Child maltreatment	NO
Youth violence	NO	Intimate partner violence	NO
Sexual violence	NO	Elder abuse	NO
Firearms		Alcohol	
Laws to regulate civilian access	YES	Adult (15+) per capita consumption (litres of pure alcohol)	7.3
Mandatory background check	YES	Patterns of drinking score	LEAST RISKY ①②③④⑤ MOST RISKY
Handguns/long guns/ automatic weapons	YES/YES/YES	Excise taxes	Beer: YES Wine: NO Spirits: NO
Carrying firearms in public	YES		
Programmes to reduce civilian firearm possession and use	YES		

LAWS AND PREVENTION PROGRAMMES BY TYPE OF VIOLENCE

No response/don't know – Limited ① Partial ② Full ③		KEY	No response/ don't know – Once/few times ① Larger scale ②	
Child maltreatment laws		Enforcement	Child maltreatment prevention programmes	
Legal age of marriage (male/female)	18 / 18		Home visiting	NO –
Against child marriage	YES	① ② ③	Parenting education	NO –
Against statutory rape	YES	① ② ③	Training to recognise / avoid sexually abusive situations	NO –
Against female genital mutilation	NO	–		
Ban on corporal punishment (all settings)	YES (YES)	① ② ③		
Youth violence laws			Youth violence prevention programmes	
Against weapons on school premises	YES	① ② ③	Pre-school enrichment	NO –
Against gang or criminal group membership	YES	① ② ③	Life skills and social development training	YES ① ②
			Mentoring	YES ① ②
			After-school supervision	YES ① ②
			School anti-bullying	YES ① ②
Intimate partner violence laws			Intimate partner violence prevention programmes	
Against rape in marriage	NO	–	Dating violence prevention in schools	NO –
Allowing removal of violent spouse from home	NO	–	Microfinance and gender equity training	YES ① ②
			Social and cultural norms change	YES ① ②
Sexual violence laws			Sexual violence prevention programmes	
Against rape	YES	① ② ③	School and college programmes	NO –
Against contact sexual violence without rape	YES	① ② ③	Physical environment changes	YES ① ②
Against non-contact sexual violence	NO	–	Social and cultural norms change	YES ① ②
Elder abuse laws			Elder abuse prevention programmes	
Against elder abuse	NO	–	Professional awareness campaigns	NO –
Against elder abuse in institutions	NO	–	Public information campaigns	NO –
			Caregiver support	NO –
			Residential care policies	NO –
VICTIM LAWS			VICTIM SERVICES	
Providing for victim compensation	NO	–	Adult protective services	NO –
Providing for victim legal representation	YES	① ② ③	Child protection services	YES ① ②
			Medico-legal services for sexual violence	NO –
			Mental health services	YES ① ②

DATA ON VIOLENCE

National prevalence surveys for non-fatal violence

Child maltreatment NO Youth violence NO Intimate partner violence NO Sexual violence NO Elder abuse NO

Mechanism of homicide



Trends in homicides



ACTION PLANS, POLICIES AND LAWS RELEVANT TO SEVERAL TYPES OF VIOLENCE

National action plans		National social and educational policies	
Interpersonal violence	NO	Child maltreatment	NO
Youth violence	NO	Intimate partner violence	NO
Sexual violence	NO	Elder abuse	NO
Firearms		Alcohol	
Laws to regulate civilian access	YES	Adult (15+) per capita consumption (litres of pure alcohol)	12.3
Mandatory background check	YES	Patterns of drinking score	LEAST RISKY ①②③④⑤ MOST RISKY
Handguns/long guns/ automatic weapons	YES/YES/YES	Excise taxes	Beer: YES Wine: YES Spirits: YES
Carrying firearms in public	YES		
Programmes to reduce civilian firearm possession and use	YES		

LAWS AND PREVENTION PROGRAMMES BY TYPE OF VIOLENCE

No response/don't know – Limited ① Partial ② Full ③ KEY No response/ don't know – Once/few times ① Larger scale ②

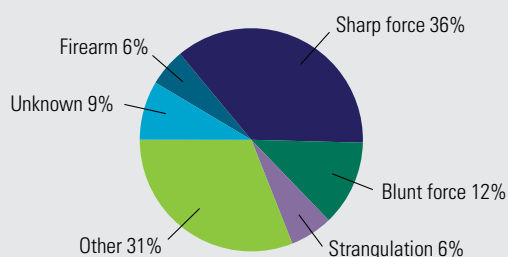
Child maltreatment laws	Enforcement	Child maltreatment prevention programmes	Implementation
Legal age of marriage (male/female)	18 / 18	Home visiting	YES ①②
Against child marriage	YES ①②③	Parenting education	YES ①②
Against statutory rape	YES ①②③	Training to recognise / avoid sexually abusive situations	YES ①②
Against female genital mutilation	YES ①②③		
Ban on corporal punishment (all settings)	YES (YES) –		
Youth violence laws	Youth violence prevention programmes		
Against weapons on school premises	YES ①②③	Pre-school enrichment	YES ①②
Against gang or criminal group membership	YES ①②③	Life skills and social development training	YES ①②
		Mentoring	NO –
		After-school supervision	YES ①②
		School anti-bullying	YES ①②
Intimate partner violence laws	Intimate partner violence prevention programmes		
Against rape in marriage	YES ①②③	Dating violence prevention in schools	NO –
Allowing removal of violent spouse from home	YES –	Microfinance and gender equity training	YES ①②
		Social and cultural norms change	YES ①②
Sexual violence laws	Sexual violence prevention programmes		
Against rape	YES ①②③	School and college programmes	NO –
Against contact sexual violence without rape	YES ①②③	Physical environment changes	NO –
Against non-contact sexual violence	YES ①②③	Social and cultural norms change	YES ①②
Elder abuse laws	Elder abuse prevention programmes		
Against elder abuse	NO –	Professional awareness campaigns	NO –
Against elder abuse in institutions	NO –	Public information campaigns	NO –
		Caregiver support	NO –
		Residential care policies	NO –
VICTIM LAWS	VICTIM SERVICES		
Providing for victim compensation	YES ①②③	Adult protective services	NO –
Providing for victim legal representation	YES ①②③	Child protection services	YES ①②
		Medico-legal services for sexual violence	YES ①②
		Mental health services	YES ①②

DATA ON VIOLENCE

National prevalence surveys for non-fatal violence

Child maltreatment YES Youth violence NO Intimate partner violence NO Sexual violence NO Elder abuse NO

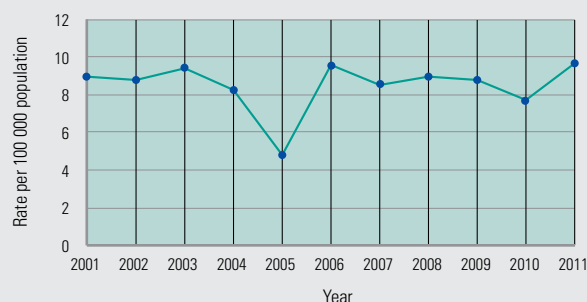
Mechanism of homicide



Reported homicides (2011) N= 200, Rate= 9.64/100 000 (50.5% M, 49.5% F)

Sources: Mechanism: Civil and Vital Registration/ Reported homicides: Police

Trends in homicides



Source: Police

ACTION PLANS, POLICIES AND LAWS RELEVANT TO SEVERAL TYPES OF VIOLENCE

National action plans		National social and educational policies	
Interpersonal violence	YES	Child maltreatment	YES ¹
Youth violence	YES	Intimate partner violence	YES
Sexual violence	YES	Elder abuse	YES
Firearms		Alcohol	
Laws to regulate civilian access	YES	Adult (15+) per capita consumption (litres of pure alcohol)	4.7
Mandatory background check	YES	Patterns of drinking score	LEAST RISKY ①② ③④⑤ MOST RISKY
Handguns/long guns/ automatic weapons	YES/YES/YES	Excise taxes	Beer: YES Wine: YES Spirits: YES
Carrying firearms in public	YES		
Programmes to reduce civilian firearm possession and use	YES		

LAWS AND PREVENTION PROGRAMMES BY TYPE OF VIOLENCE

No response/don't know – Limited ① Partial ② Full ③		KEY		No response/ don't know – Once/few times ① Larger scale ②		
Child maltreatment laws			Enforcement		Child maltreatment prevention programmes	
					Implementation	
Legal age of marriage (male/female)	18 / 18			Home visiting	YES	① ②
Against child marriage	YES	① ② ③		Parenting education	YES	① ②
Against statutory rape	YES	① ② ③		Training to recognise / avoid sexually abusive situations	YES	① ②
Against female genital mutilation	NO	–				
Ban on corporal punishment (all settings)	NO (–)	–				
Youth violence laws					Youth violence prevention programmes	
Against weapons on school premises	YES	① ② ③		Pre-school enrichment	YES	① ②
Against gang or criminal group membership	YES	① ② ③		Life skills and social development training	YES	① ②
				Mentoring	YES	① ②
				After-school supervision	YES	① ②
				School anti-bullying	YES	① ②
Intimate partner violence laws					Intimate partner violence prevention programmes	
Against rape in marriage	NO	–		Dating violence prevention in schools	YES	① ②
Allowing removal of violent spouse from home	YES	① ② ③		Microfinance and gender equity training	YES	① ②
				Social and cultural norms change	YES	① ②
Sexual violence laws					Sexual violence prevention programmes	
Against rape	YES	① ② ③		School and college programmes	YES	① ②
Against contact sexual violence without rape	YES	① ② ③		Physical environment changes	NO	–
Against non-contact sexual violence	YES	① ② ③		Social and cultural norms change	YES	① ②
Elder abuse laws					Elder abuse prevention programmes	
Against elder abuse	NO	–		Professional awareness campaigns	NO	–
Against elder abuse in institutions	NO	–		Public information campaigns	NO	–
				Caregiver support	YES	① ②
				Residential care policies	NO	–
VICTIM LAWS					VICTIM SERVICES	
Providing for victim compensation	NO	–		Adult protective services	NO	–
Providing for victim legal representation	YES	① ② ③		Child protection services	YES	① ②
				Medico-legal services for sexual violence	YES	① ②
				Mental health services	YES	① ②

DATA ON VIOLENCE

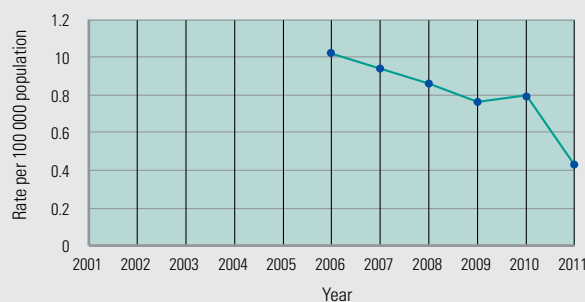
National prevalence surveys for non-fatal violence

Child maltreatment NO Youth violence NO Intimate partner violence YES Sexual violence YES Elder abuse NO

Mechanism of homicide



Trends in homicides



Reported homicides (2011) N= 16, Rate= 0.43/100 000 (–% M, –% F)

Sources: Mechanism: —/ Reported homicides: Police

Source: Police

¹ Subnational.



Population: 3 027 621

Gross national income per capita: US\$ 13 820

Income group: High

Income inequality: 37.57

ACTION PLANS, POLICIES AND LAWS RELEVANT TO SEVERAL TYPES OF VIOLENCE

National action plans				National social and educational policies	
Interpersonal violence	YES	Child maltreatment	YES	Incentives provided for high-risk youth to complete schooling	YES ¹
Youth violence	YES	Intimate partner violence	YES	Housing policies to de-concentrate poverty	NO
Sexual violence	NO	Elder abuse	NO		
Firearms				Alcohol	
Laws to regulate civilian access	YES			Adult (15+) per capita consumption (litres of pure alcohol)	15.4
Mandatory background check	YES			Patterns of drinking score	LEAST RISKY ①②③④⑤ MOST RISKY
Handguns/long guns/ automatic weapons	YES/YES/YES			Excise taxes	Beer: YES Wine: YES Spirits: YES
Carrying firearms in public	YES				
Programmes to reduce civilian firearm possession and use	YES				

LAWS AND PREVENTION PROGRAMMES BY TYPE OF VIOLENCE

No response/don't know – Limited ① Partial ② Full ③ **KEY** No response/ don't know – Once/few times ① Larger scale ②

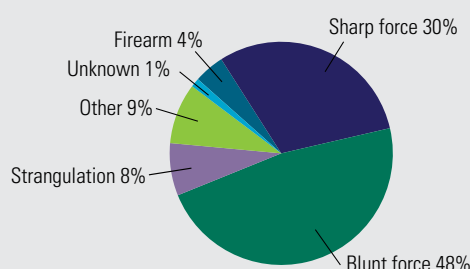
Child maltreatment laws	Enforcement	Child maltreatment prevention programmes	Implementation
Legal age of marriage (male/female)	18 / 18	Home visiting	YES ①②
Against child marriage	YES ①②③	Parenting education	YES ①②
Against statutory rape	YES ①②③	Training to recognise / avoid sexually abusive situations	YES ①②
Against female genital mutilation	NO –		
Ban on corporal punishment (all settings)	NO (–)		
Youth violence laws		Youth violence prevention programmes	
Against weapons on school premises	NO –	Pre-school enrichment	YES ①②
Against gang or criminal group membership	YES ①②③	Life skills and social development training	YES ①②
		Mentoring	YES ①②
		After-school supervision	YES ①②
		School anti-bullying	YES ①②
Intimate partner violence laws		Intimate partner violence prevention programmes	
Against rape in marriage	YES ①②③	Dating violence prevention in schools	NO –
Allowing removal of violent spouse from home	YES ①②③	Microfinance and gender equity training	NO –
		Social and cultural norms change	YES ①②
Sexual violence laws		Sexual violence prevention programmes	
Against rape	YES ①②③	School and college programmes	YES ①②
Against contact sexual violence without rape	YES ①②③	Physical environment changes	YES ①②
Against non-contact sexual violence	YES ①②③	Social and cultural norms change	NO –
Elder abuse laws		Elder abuse prevention programmes	
Against elder abuse	YES ①②③	Professional awareness campaigns	NO –
Against elder abuse in institutions	YES ①②③	Public information campaigns	NO –
		Caregiver support	YES ①②
		Residential care policies	YES ①②
VICTIM LAWS		VICTIM SERVICES	
Providing for victim compensation	YES ①②③	Adult protective services	NO –
Providing for victim legal representation	YES ①②③	Child protection services	YES ①②
		Medico-legal services for sexual violence	YES ①②
		Mental health services	YES ①②

DATA ON VIOLENCE

National prevalence surveys for non-fatal violence

Child maltreatment YES Youth violence YES Intimate partner violence YES Sexual violence YES Elder abuse NO

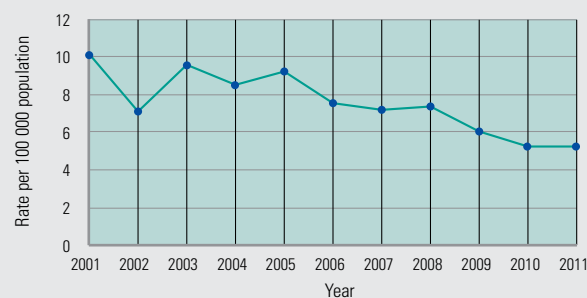
Mechanism of homicide



Reported homicides (2011) N= 158, Rate= 5.2/100 000 (70.3% M, 29.7% F)

Sources: Mechanism: Civil and Vital Registration/ Reported homicides: VR

Trends in homicides



Source: Statistics Lithuania

¹ Subnational.



Population: 22 293 914

Gross national income per capita: US\$ 420

Income group: Low

Income inequality: 44.11

ACTION PLANS, POLICIES AND LAWS RELEVANT TO SEVERAL TYPES OF VIOLENCE

National action plans		National social and educational policies	
Interpersonal violence	NO	Child maltreatment	NO
Youth violence	NO	Intimate partner violence	YES
Sexual violence	NO	Elder abuse	NO
Firearms		Alcohol	
Laws to regulate civilian access	YES	Adult (15+) per capita consumption (litres of pure alcohol)	1.8
Mandatory background check	YES	Patterns of drinking score	LEAST RISKY ①②③④⑤ MOST RISKY
Handguns/long guns/ automatic weapons	YES/YES/YES	Excise taxes	Beer: YES Wine: YES Spirits: YES
Carrying firearms in public	YES		
Programmes to reduce civilian firearm possession and use	NO		

LAWS AND PREVENTION PROGRAMMES BY TYPE OF VIOLENCE

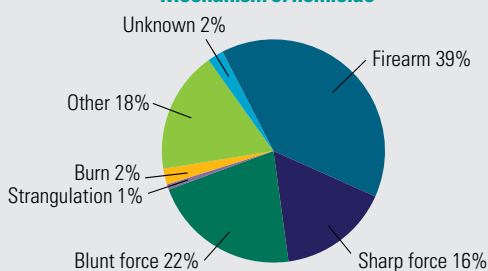
No response/don't know – Limited ① Partial ② Full ③		KEY		No response/ don't know – Once/few times ① Larger scale ②		
Child maltreatment laws			Enforcement		Child maltreatment prevention programmes	
Legal age of marriage (male/female)	18 / 18			Home visiting	YES	① ②
Against child marriage	YES	① ② ③		Parenting education	YES	① ②
Against statutory rape	YES	① ② ③		Training to recognise / avoid sexually abusive situations	YES	① ②
Against female genital mutilation	NO	–				
Ban on corporal punishment (all settings)	NO (–)	① ② ③				
Youth violence laws			Enforcement		Youth violence prevention programmes	
Against weapons on school premises	YES	① ② ③		Pre-school enrichment	YES	① ②
Against gang or criminal group membership	YES	① ② ③		Life skills and social development training	YES	① ②
				Mentoring	NO	–
				After-school supervision	NO	–
				School anti-bullying	NO	–
Intimate partner violence laws			Enforcement		Intimate partner violence prevention programmes	
Against rape in marriage	NO	–		Dating violence prevention in schools	YES	① ②
Allowing removal of violent spouse from home	NO	–		Microfinance and gender equity training	YES	① ②
				Social and cultural norms change	YES	① ②
Sexual violence laws			Enforcement		Sexual violence prevention programmes	
Against rape	YES	① ② ③		School and college programmes	YES	① ②
Against contact sexual violence without rape	YES	① ② ③		Physical environment changes	YES	① ②
Against non-contact sexual violence	YES	① ② ③		Social and cultural norms change	YES	① ②
Elder abuse laws			Enforcement		Elder abuse prevention programmes	
Against elder abuse	NO	–		Professional awareness campaigns	NO	–
Against elder abuse in institutions	NO	–		Public information campaigns	YES	① ②
				Caregiver support	NO	–
				Residential care policies	NO	–
VICTIM LAWS			Enforcement		VICTIM SERVICES	
Providing for victim compensation	NO	–		Adult protective services	YES	① ②
Providing for victim legal representation	YES	① ② ③		Child protection services	YES	① ②
				Medico-legal services for sexual violence	YES	① ②
				Mental health services	YES	① ②

DATA ON VIOLENCE

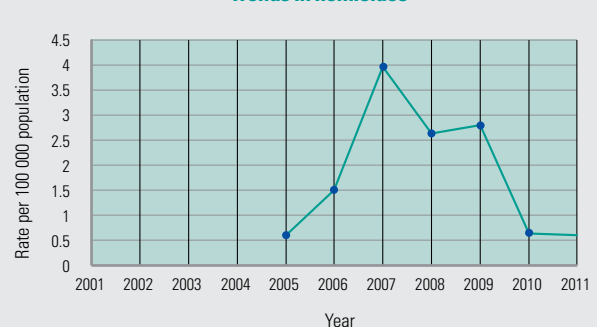
National prevalence surveys for non-fatal violence

Child maltreatment YES¹ Youth violence YES¹ Intimate partner violence YES Sexual violence YES Elder abuse YES¹

Mechanism of homicide



Trends in homicides



Reported homicides (2011) N= 130, Rate= 0.6/100 000 (–% M, –% F)

Sources: Mechanism: Police/ Reported homicides: Police

Source: Country questionnaire.

¹ Subnational.



Population: 15 906 483

Gross national income per capita: US\$ 320

Income group: Low

Income inequality: 43.91

ACTION PLANS, POLICIES AND LAWS RELEVANT TO SEVERAL TYPES OF VIOLENCE

National action plans				National social and educational policies			
Interpersonal violence	YES	Child maltreatment	NO	Incentives provided for high-risk youth to complete schooling	YES		
Youth violence	NO	Intimate partner violence	YES	Housing policies to de-concentrate poverty	NO		
Sexual violence	YES	Elder abuse	NO				
Firearms				Alcohol			
Laws to regulate civilian access	YES			Adult (15+) per capita consumption (litres of pure alcohol)	2.5		
Mandatory background check	YES			Patterns of drinking score	LEAST RISKY ①②③④⑤ MOST RISKY		
Handguns/long guns/ automatic weapons	YES/YES/YES			Excise taxes	Beer: YES	Wine: YES	Spirits: YES
Carrying firearms in public	YES						
Programmes to reduce civilian firearm possession and use	YES						

LAWS AND PREVENTION PROGRAMMES BY TYPE OF VIOLENCE

		KEY						
		No response/don't know –	Limited ①	Partial ②	Full ③	No response/ don't know –	Once/few times ①	Larger scale ②
Child maltreatment laws		Enforcement			Child maltreatment prevention programmes		Implementation	
Legal age of marriage (male/female)	18 / 18				Home visiting	YES		①②
Against child marriage	YES		①②③		Parenting education	YES		①②
Against statutory rape	YES		①②③		Training to recognise / avoid sexually abusive situations	YES		①②
Against female genital mutilation	NO		–					
Ban on corporal punishment (all settings)	YES (YES)		①②③					
Youth violence laws					Youth violence prevention programmes			
Against weapons on school premises	YES		①②③		Pre-school enrichment	YES		①②
Against gang or criminal group membership	YES		①②③		Life skills and social development training	YES		①②
					Mentoring	NO		–
					After-school supervision	NO		–
					School anti-bullying	YES		①②
Intimate partner violence laws					Intimate partner violence prevention programmes			
Against rape in marriage	NO		–		Dating violence prevention in schools	YES		①②
Allowing removal of violent spouse from home	YES		①②③		Microfinance and gender equity training	YES		①②
					Social and cultural norms change	YES		①②
Sexual violence laws					Sexual violence prevention programmes			
Against rape	YES		①②③		School and college programmes	YES		①②
Against contact sexual violence without rape	YES		①②③		Physical environment changes	YES		①②
Against non-contact sexual violence	YES		①②③		Social and cultural norms change	YES		①②
Elder abuse laws					Elder abuse prevention programmes			
Against elder abuse	YES		①②③		Professional awareness campaigns	YES		①②
Against elder abuse in institutions	NO		–		Public information campaigns	YES		①②
					Caregiver support	YES		①②
					Residential care policies	NO		–
VICTIM LAWS					VICTIM SERVICES			
Providing for victim compensation	YES		①②③		Adult protective services	YES		①②
Providing for victim legal representation	YES		①②③		Child protection services	YES		①②
					Medico-legal services for sexual violence	YES		①②
					Mental health services	YES		①②

DATA ON VIOLENCE

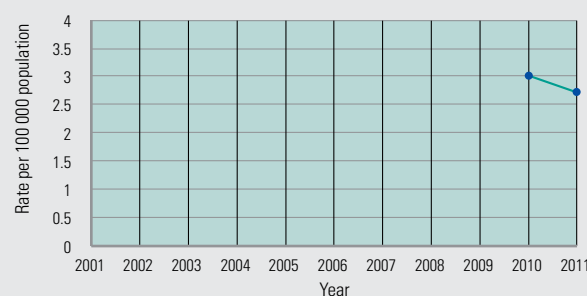
National prevalence surveys for non-fatal violence

Child maltreatment NO Youth violence NO Intimate partner violence YES Sexual violence YES Elder abuse NO

Mechanism of homicide



Trends in homicides



Reported homicides (2013) N= 438, Rate= 3.35/100 000 (–% M, –% F)

Sources: Mechanism: —/ Reported homicides: Police

Source: Police

ACTION PLANS, POLICIES AND LAWS RELEVANT TO SEVERAL TYPES OF VIOLENCE

National action plans		National social and educational policies	
Interpersonal violence	YES	Child maltreatment	YES
Youth violence	YES	Intimate partner violence	YES
Sexual violence	YES	Elder abuse	YES
Firearms		Alcohol	
Laws to regulate civilian access	YES	Adult (15+) per capita consumption (litres of pure alcohol)	1.3
Mandatory background check	YES	Patterns of drinking score	LEAST RISKY ①②③④⑤ MOST RISKY
Handguns/long guns/ automatic weapons	YES/YES/YES	Excise taxes	Beer: YES Wine: YES Spirits: YES
Carrying firearms in public	YES		
Programmes to reduce civilian firearm possession and use	NO		

LAWS AND PREVENTION PROGRAMMES BY TYPE OF VIOLENCE

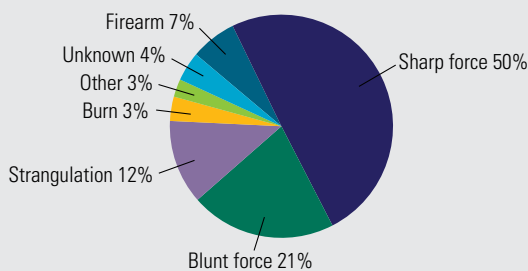
No response/don't know – Limited ① Partial ② Full ③		KEY	No response/ don't know – Once/few times ① Larger scale ②	
Child maltreatment laws		Enforcement	Child maltreatment prevention programmes	
Legal age of marriage (male/female)	18 / 16		Home visiting	YES ① ②
Against child marriage	YES	① ② ③	Parenting education	YES ① ②
Against statutory rape	YES	① ② ③	Training to recognise / avoid sexually abusive situations	YES ① ②
Against female genital mutilation	NO	–		
Ban on corporal punishment (all settings)	NO (–)	–		
Youth violence laws			Youth violence prevention programmes	
Against weapons on school premises	YES	① ② ③	Pre-school enrichment	YES ① ②
Against gang or criminal group membership	YES	① ② ③	Life skills and social development training	YES ① ②
			Mentoring	YES ① ②
			After-school supervision	NO –
			School anti-bullying	YES ① ②
Intimate partner violence laws			Intimate partner violence prevention programmes	
Against rape in marriage	YES	① ② ③	Dating violence prevention in schools	NO –
Allowing removal of violent spouse from home	YES	① ② ③	Microfinance and gender equity training	YES ① ②
			Social and cultural norms change	YES ① ②
Sexual violence laws			Sexual violence prevention programmes	
Against rape	YES	① ② ③	School and college programmes	YES ① ②
Against contact sexual violence without rape	YES	① ② ③	Physical environment changes	YES ① ②
Against non-contact sexual violence	YES	① ② ③	Social and cultural norms change	YES ① ②
Elder abuse laws			Elder abuse prevention programmes	
Against elder abuse	YES	① ② ③	Professional awareness campaigns	YES ① ②
Against elder abuse in institutions	YES	① ② ③	Public information campaigns	YES ① ②
			Caregiver support	YES ① ②
			Residential care policies	YES ① ②
VICTIM LAWS			VICTIM SERVICES	
Providing for victim compensation	NO	–	Adult protective services	YES ① ②
Providing for victim legal representation	YES	① ② ③	Child protection services	YES ① ②
			Medico-legal services for sexual violence	YES ① ②
			Mental health services	YES ① ②

DATA ON VIOLENCE

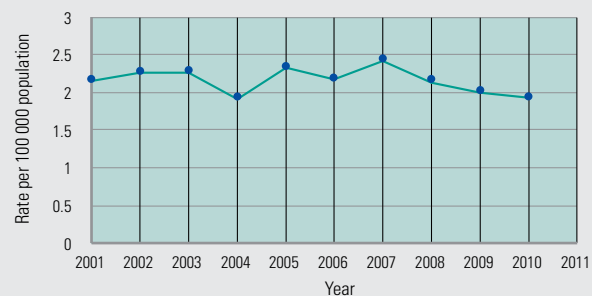
National prevalence surveys for non-fatal violence

Child maltreatment NO Youth violence NO Intimate partner violence NO Sexual violence NO Elder abuse NO

Mechanism of homicide



Trends in homicides



Reported homicides (2010) N= 540, Rate= 1.93/100 000 (81% M, 19% F)

Sources: Mechanism: Police/ Reported homicides: Police

Source: Police

¹ Subnational.



Population: 338 442

Gross national income per capita: US\$ 5 430

Income group: Middle

Income inequality: 37.37

ACTION PLANS, POLICIES AND LAWS RELEVANT TO SEVERAL TYPES OF VIOLENCE

National action plans				National social and educational policies			
Interpersonal violence	YES	Child maltreatment	YES	Incentives provided for high-risk youth to complete schooling	NO		
Youth violence	NO	Intimate partner violence	YES	Housing polices to de-concentrate poverty	NO		
Sexual violence	YES	Elder abuse	YES				
Firearms				Alcohol			
Laws to regulate civilian access	YES			Adult (15+) per capita consumption (litres of pure alcohol)	1.2		
Mandatory background check	-			Patterns of drinking score	-		
Handguns/long guns/ automatic weapons	YES/YES/YES			Excise taxes	Beer: -	Wine: -	Spirits: -
Carrying firearms in public	YES						
Programmes to reduce civilian firearm possession and use	YES						

LAWS AND PREVENTION PROGRAMMES BY TYPE OF VIOLENCE

No response/don't know – Limited **1** Partial **2** Full **3** **KEY** No response/ don't know – Once/few times **1** Larger scale **2**

Child maltreatment laws	Enforcement	Child maltreatment prevention programmes	Implementation
Legal age of marriage (male/female)	18 / 18	Home visiting	YES 1 2
Against child marriage	NO	Parenting education	YES 1 2
Against statutory rape	YES	Training to recognise / avoid sexually abusive situations	YES 1 2
Against female genital mutilation	NO		
Ban on corporal punishment (all settings)	NO (-)		
Youth violence laws	Youth violence prevention programmes		
Against weapons on school premises	YES 1 2 3	Pre-school enrichment	NO -
Against gang or criminal group membership	YES 1 2 3	Life skills and social development training	YES 1 2
		Mentoring	YES 1 2
		After-school supervision	YES 1 2
		School anti-bullying	YES 1 2
Intimate partner violence laws	Intimate partner violence prevention programmes		
Against rape in marriage	NO -	Dating violence prevention in schools	NO -
Allowing removal of violent spouse from home	YES 1 2 3	Microfinance and gender equity training	YES 1 2
		Social and cultural norms change	YES 1 2
Sexual violence laws	Sexual violence prevention programmes		
Against rape	YES 1 2 3	School and college programmes	YES 1 2
Against contact sexual violence without rape	YES 1 2 3	Physical environment changes	YES 1 2
Against non-contact sexual violence	YES 1 2 3	Social and cultural norms change	YES 1 2
Elder abuse laws	Elder abuse prevention programmes		
Against elder abuse	YES 1 2 3	Professional awareness campaigns	YES 1 2
Against elder abuse in institutions	NO -	Public information campaigns	YES 1 2
		Caregiver support	NO -
		Residential care policies	YES 1 2
VICTIM LAWS	VICTIM SERVICES		
Providing for victim compensation	YES 1 2 3	Adult protective services	YES 1 2
Providing for victim legal representation	YES 1 2 3	Child protection services	YES 1 2
		Medico-legal services for sexual violence	YES 1 2
		Mental health services	YES 1 2

DATA ON VIOLENCE

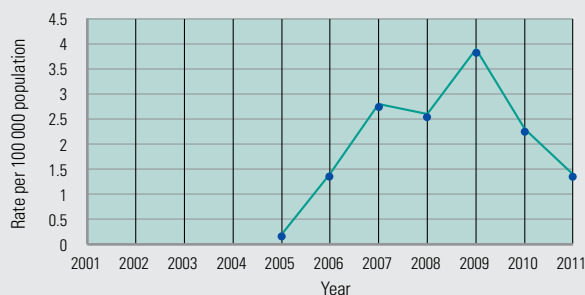
National prevalence surveys for non-fatal violence

Child maltreatment YES Youth violence NO Intimate partner violence YES Sexual violence YES Elder abuse NO

Mechanism of homicide



Trends in homicides



Reported homicides (2011) N= 5, Rate= 1.4/100 000 (-% M, -% F)

Sources: Mechanism: — / Reported homicides: Police

Source: Police



Population: 3 796 141

Gross national income per capita: US\$ 1 040

Income group: Middle

Income inequality: 40.46

ACTION PLANS, POLICIES AND LAWS RELEVANT TO SEVERAL TYPES OF VIOLENCE

National action plans		National social and educational policies	
Interpersonal violence	NO	Child maltreatment	NO
Youth violence	NO	Intimate partner violence	NO
Sexual violence	NO	Elder abuse	NO
Firearms		Alcohol	
Laws to regulate civilian access	YES	Adult (15+) per capita consumption (litres of pure alcohol)	0.1
Mandatory background check	YES	Patterns of drinking score	–
Handguns/long guns/ automatic weapons	YES/NO/YES	Excise taxes	Beer: – Wine: – Spirits: –
Carrying firearms in public	YES		
Programmes to reduce civilian firearm possession and use	NO		

LAWS AND PREVENTION PROGRAMMES BY TYPE OF VIOLENCE

No response/don't know – Limited ① Partial ② Full ③		KEY	No response/ don't know – Once/few times ① Larger scale ②	
Child maltreatment laws		Enforcement	Child maltreatment prevention programmes	
Legal age of marriage (male/female)	18 / 18		Home visiting	YES ① ②
Against child marriage	YES	① ② ③	Parenting education	YES ① ②
Against statutory rape	YES	① ② ③	Training to recognise / avoid sexually abusive situations	NO –
Against female genital mutilation	YES	① ② ③		
Ban on corporal punishment (all settings)	YES (YES)	① ② ③	Youth violence prevention programmes	
Youth violence laws			Pre-school enrichment	NO –
Against weapons on school premises	NO	–	Life skills and social development training	NO –
Against gang or criminal group membership	YES	① ② ③	Mentoring	NO –
			After-school supervision	NO –
			School anti-bullying	NO –
Intimate partner violence laws			Intimate partner violence prevention programmes	
Against rape in marriage	–	–	Dating violence prevention in schools	NO –
Allowing removal of violent spouse from home	–	–	Microfinance and gender equity training	NO –
			Social and cultural norms change	NO –
Sexual violence laws			Sexual violence prevention programmes	
Against rape	NO	–	School and college programmes	NO –
Against contact sexual violence without rape	NO	–	Physical environment changes	NO –
Against non-contact sexual violence	NO	–	Social and cultural norms change	NO –
Elder abuse laws			Elder abuse prevention programmes	
Against elder abuse	NO	–	Professional awareness campaigns	NO –
Against elder abuse in institutions	NO	–	Public information campaigns	NO –
			Caregiver support	NO –
			Residential care policies	NO –
VICTIM LAWS			VICTIM SERVICES	
Providing for victim compensation	NO	–	Adult protective services	NO –
Providing for victim legal representation	YES	① ② ③	Child protection services	NO –
			Medico-legal services for sexual violence	NO –
			Mental health services	NO –

DATA ON VIOLENCE

National prevalence surveys for non-fatal violence

Child maltreatment NO Youth violence NO Intimate partner violence NO Sexual violence YES Elder abuse NO

Mechanism of homicide



Trends in homicides





Population: 120 847 477

Gross national income per capita: US\$ 9 720

Income group: Middle

Income inequality: 47.16

ACTION PLANS, POLICIES AND LAWS RELEVANT TO SEVERAL TYPES OF VIOLENCE

National action plans		National social and educational policies	
Interpersonal violence	YES	Child maltreatment	YES
Youth violence	YES	Intimate partner violence	YES
Sexual violence	YES	Elder abuse	YES
Firearms		Alcohol	
Laws to regulate civilian access	YES	Adult (15+) per capita consumption (litres of pure alcohol)	7.2
Mandatory background check	YES	Patterns of drinking score	LEAST RISKY ①②③④⑤ MOST RISKY
Handguns/long guns/ automatic weapons	YES/YES/YES	Excise taxes	Beer: YES Wine: YES Spirits: YES
Carrying firearms in public	YES		
Programmes to reduce civilian firearm possession and use	YES		

LAWS AND PREVENTION PROGRAMMES BY TYPE OF VIOLENCE

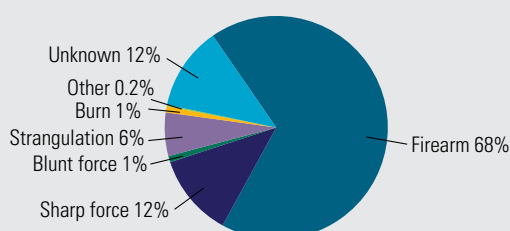
No response/don't know – Limited ① Partial ② Full ③		KEY	No response/ don't know – Once/few times ① Larger scale ②	
Child maltreatment laws		Enforcement	Child maltreatment prevention programmes	
Legal age of marriage (male/female)	16 / 14		Home visiting	YES ①②
Against child marriage	YES	①②③	Parenting education	YES ①②
Against statutory rape	YES	①②③	Training to recognise / avoid sexually abusive situations	YES ①②
Against female genital mutilation	YES	①②③		
Ban on corporal punishment (all settings)	YES (YES)	①②③	Youth violence prevention programmes	
Youth violence laws			Pre-school enrichment	YES ①②
Against weapons on school premises	YES	①②③	Life skills and social development training	YES ①②
Against gang or criminal group membership	YES	①②③	Mentoring	YES ①②
			After-school supervision	YES ①②
			School anti-bullying	YES ①②
Intimate partner violence laws			Intimate partner violence prevention programmes	
Against rape in marriage	YES	①②③	Dating violence prevention in schools	YES ①②
Allowing removal of violent spouse from home	YES	①②③	Microfinance and gender equity training	YES ①②
			Social and cultural norms change	YES ①②
Sexual violence laws			Sexual violence prevention programmes	
Against rape	YES	①②③	School and college programmes	YES ①②
Against contact sexual violence without rape	YES	①②③	Physical environment changes	YES ①②
Against non-contact sexual violence	YES	①②③	Social and cultural norms change	YES ①②
Elder abuse laws			Elder abuse prevention programmes	
Against elder abuse	YES	①②③	Professional awareness campaigns	YES ①②
Against elder abuse in institutions	YES	①②③	Public information campaigns	YES ①②
			Caregiver support	YES ①②
			Residential care policies	YES ①②
VICTIM LAWS			VICTIM SERVICES	
Providing for victim compensation	YES	①②③	Adult protective services	YES ①②
Providing for victim legal representation	YES	①②③	Child protection services	YES ①②
			Medico-legal services for sexual violence	YES ①②
			Mental health services	YES ①②

DATA ON VIOLENCE

National prevalence surveys for non-fatal violence

Child maltreatment YES¹ Youth violence YES Intimate partner violence YES Sexual violence YES Elder abuse YES¹

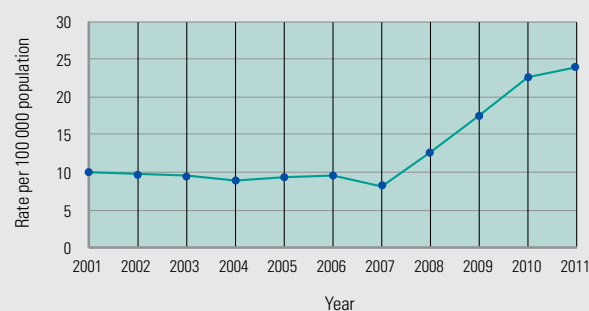
Mechanism of homicide



Reported homicides (2011) N= 27213, Rate= 24.0/100 000 (89% M, 11% F)

Sources: Mechanism: INEGI/ Reported homicides:VR

Trends in homicides



Source: INEGI

¹ Subnational.

ACTION PLANS, POLICIES AND LAWS RELEVANT TO SEVERAL TYPES OF VIOLENCE

National action plans		National social and educational policies	
Interpersonal violence	YES	Child maltreatment	YES
Youth violence	NO	Intimate partner violence	YES
Sexual violence	YES	Elder abuse	NO
Firearms		Alcohol	
Laws to regulate civilian access	YES	Adult (15+) per capita consumption (litres of pure alcohol)	6.9
Mandatory background check	YES	Patterns of drinking score	LEAST RISKY ①②③④⑤ MOST RISKY
Handguns/long guns/ automatic weapons	YES/YES/YES	Excise taxes	Beer: YES Wine: YES Spirits: YES
Carrying firearms in public	YES		
Programmes to reduce civilian firearm possession and use	NO		

LAWS AND PREVENTION PROGRAMMES BY TYPE OF VIOLENCE

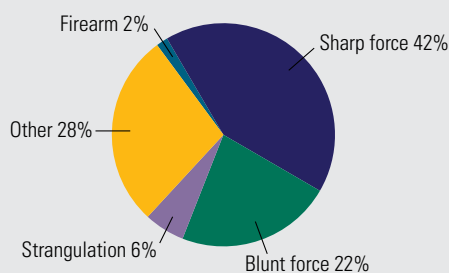
No response/don't know – Limited ① Partial ② Full ③		KEY	No response/ don't know – Once/few times ① Larger scale ②	
Child maltreatment laws		Enforcement	Child maltreatment prevention programmes	
Legal age of marriage (male/female)	18 / 18		Home visiting	YES ①②
Against child marriage	YES	①②③	Parenting education	NO –
Against statutory rape	YES	①②③	Training to recognise / avoid sexually abusive situations	NO –
Against female genital mutilation	NO	–		
Ban on corporal punishment (all settings)	YES (NO)	①②③		
Youth violence laws			Youth violence prevention programmes	
Against weapons on school premises	YES	①②③	Pre-school enrichment	NO –
Against gang or criminal group membership	YES	①②③	Life skills and social development training	YES ①②
			Mentoring	YES ①②
			After-school supervision	NO –
			School anti-bullying	NO –
Intimate partner violence laws			Intimate partner violence prevention programmes	
Against rape in marriage	NO	–	Dating violence prevention in schools	NO –
Allowing removal of violent spouse from home	YES	①②③	Microfinance and gender equity training	NO –
			Social and cultural norms change	NO –
Sexual violence laws			Sexual violence prevention programmes	
Against rape	YES	①②③	School and college programmes	NO –
Against contact sexual violence without rape	YES	①②③	Physical environment changes	NO –
Against non-contact sexual violence	NO	–	Social and cultural norms change	NO –
Elder abuse laws			Elder abuse prevention programmes	
Against elder abuse	NO	–	Professional awareness campaigns	NO –
Against elder abuse in institutions	NO	–	Public information campaigns	NO –
			Caregiver support	NO –
			Residential care policies	NO –
VICTIM LAWS			VICTIM SERVICES	
Providing for victim compensation	YES	①②③	Adult protective services	YES ①②
Providing for victim legal representation	YES	①②③	Child protection services	YES ①②
			Medico-legal services for sexual violence	YES ①②
			Mental health services	YES ①②

DATA ON VIOLENCE

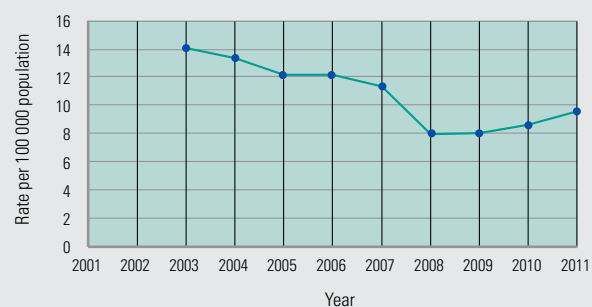
National prevalence surveys for non-fatal violence

Child maltreatment YES Youth violence NO Intimate partner violence NO Sexual violence NO Elder abuse NO

Mechanism of homicide



Trends in homicides



Reported homicides (2012) N= 239, Rate= 8.56/100 000 (75.7% M, 24.3% F)

Sources: Mechanism: Police/ Reported homicides: Police

Source: Police



Population: 621 081

Gross national income per capita: US\$ 6 950

Income group: Middle

Income inequality: 28.58

ACTION PLANS, POLICIES AND LAWS RELEVANT TO SEVERAL TYPES OF VIOLENCE

National action plans		National social and educational policies	
Interpersonal violence	YES	Child maltreatment	YES
Youth violence	YES	Intimate partner violence	YES
Sexual violence	YES	Elder abuse	YES
Firearms		Alcohol	
Laws to regulate civilian access	YES	Adult (15+) per capita consumption (litres of pure alcohol)	8.7
Mandatory background check	YES	Patterns of drinking score	LEAST RISKY ①②③④⑤ MOST RISKY
Handguns/long guns/ automatic weapons	YES/YES/YES	Excise taxes	Beer: YES Wine: YES Spirits: YES
Carrying firearms in public	YES		
Programmes to reduce civilian firearm possession and use	YES		

LAWS AND PREVENTION PROGRAMMES BY TYPE OF VIOLENCE

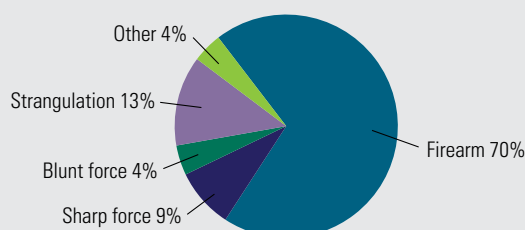
No response/don't know – Limited ① Partial ② Full ③		KEY		No response/ don't know – Once/few times ① Larger scale ②	
Child maltreatment laws		Enforcement		Child maltreatment prevention programmes	
Legal age of marriage (male/female)	18 / 18			Home visiting	YES ①②
Against child marriage	YES	①②③		Parenting education	YES ①②
Against statutory rape	YES	①②③		Training to recognise / avoid sexually abusive situations	YES ①②
Against female genital mutilation	YES	①②③			
Ban on corporal punishment (all settings)	YES (YES)	①②③		Youth violence prevention programmes	
Youth violence laws				Pre-school enrichment	YES ①②
Against weapons on school premises	YES	①②③		Life skills and social development training	YES ①②
Against gang or criminal group membership	YES	①②③		Mentoring	YES ①②
				After-school supervision	YES ①②
				School anti-bullying	YES ①②
Intimate partner violence laws				Intimate partner violence prevention programmes	
Against rape in marriage	YES	①②③		Dating violence prevention in schools	YES ①②
Allowing removal of violent spouse from home	YES	①②③		Microfinance and gender equity training	YES ①②
				Social and cultural norms change	YES ①②
Sexual violence laws				Sexual violence prevention programmes	
Against rape	YES	①②③		School and college programmes	YES ①②
Against contact sexual violence without rape	YES	①②③		Physical environment changes	YES ①②
Against non-contact sexual violence	YES	①②③		Social and cultural norms change	YES ①②
Elder abuse laws				Elder abuse prevention programmes	
Against elder abuse	YES	①②③		Professional awareness campaigns	YES ①②
Against elder abuse in institutions	YES	①②③		Public information campaigns	YES ①②
				Caregiver support	YES ①②
				Residential care policies	YES ①②
VICTIM LAWS				VICTIM SERVICES	
Providing for victim compensation	YES	①②③		Adult protective services	YES ①②
Providing for victim legal representation	YES	①②③		Child protection services	YES ①②
				Medico-legal services for sexual violence	YES ①②
				Mental health services	YES ①②

DATA ON VIOLENCE

National prevalence surveys for non-fatal violence

Child maltreatment YES Youth violence YES Intimate partner violence YES Sexual violence YES Elder abuse YES

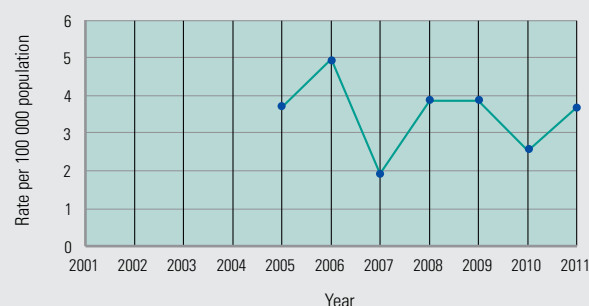
Mechanism of homicide



Reported homicides (2011) N= 23, Rate= 3.68/100 000 (87% M, 13% F)

Sources: Mechanism: Police/ Reported homicides: Police

Trends in homicides



Source: Police



Population: 32 521 143

Gross national income per capita: US\$ 2 910

Income group: Middle

Income inequality: 40.88

ACTION PLANS, POLICIES AND LAWS RELEVANT TO SEVERAL TYPES OF VIOLENCE

National action plans		National social and educational policies	
Interpersonal violence	YES	Child maltreatment	YES
Youth violence	YES	Intimate partner violence	YES
Sexual violence	YES	Elder abuse	YES
Firearms		Alcohol	
Laws to regulate civilian access	YES	Adult (15+) per capita consumption (litres of pure alcohol)	0.9
Mandatory background check	YES	Patterns of drinking score	–
Handguns/long guns/ automatic weapons	YES/YES/YES	Excise taxes	Beer: – Wine: – Spirits: –
Carrying firearms in public	YES		
Programmes to reduce civilian firearm possession and use	NO		

LAWS AND PREVENTION PROGRAMMES BY TYPE OF VIOLENCE

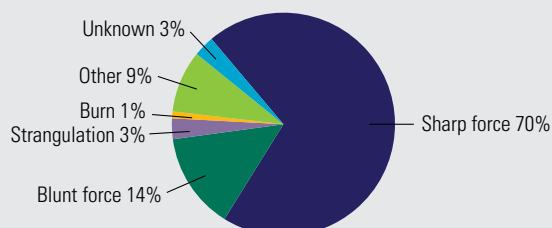
No response/don't know – Limited ① Partial ② Full ③		KEY		No response/ don't know – Once/few times ① Larger scale ②	
Child maltreatment laws		Enforcement		Child maltreatment prevention programmes	
Legal age of marriage (male/female)	18 / 18			Home visiting	YES ① ②
Against child marriage	YES	① ② ③		Parenting education	YES ① ②
Against statutory rape	YES	① ② ③		Training to recognise / avoid sexually abusive situations	YES ① ②
Against female genital mutilation	NO	–			
Ban on corporal punishment (all settings)	NO (–)	–			
Youth violence laws				Youth violence prevention programmes	
Against weapons on school premises	YES	① ② ③		Pre-school enrichment	YES ① ②
Against gang or criminal group membership	YES	① ② ③		Life skills and social development training	YES ① ②
				Mentoring	YES ① ②
				After-school supervision	YES ① ②
				School anti-bullying	YES ① ②
Intimate partner violence laws				Intimate partner violence prevention programmes	
Against rape in marriage	NO	–		Dating violence prevention in schools	YES ① ②
Allowing removal of violent spouse from home	YES	① ② ③		Microfinance and gender equity training	YES ① ②
				Social and cultural norms change	YES ① ②
Sexual violence laws				Sexual violence prevention programmes	
Against rape	YES	① ② ③		School and college programmes	YES ① ②
Against contact sexual violence without rape	YES	① ② ③		Physical environment changes	YES ① ②
Against non-contact sexual violence	YES	① ② ③		Social and cultural norms change	YES ① ②
Elder abuse laws				Elder abuse prevention programmes	
Against elder abuse	YES	① ② ③		Professional awareness campaigns	NO –
Against elder abuse in institutions	YES	① ② ③		Public information campaigns	NO –
				Caregiver support	YES ① ②
				Residential care policies	YES ① ②
VICTIM LAWS				VICTIM SERVICES	
Providing for victim compensation	NO	–		Adult protective services	YES ① ②
Providing for victim legal representation	YES	① ② ③		Child protection services	YES ① ②
				Medico-legal services for sexual violence	YES ① ②
				Mental health services	YES ① ②

DATA ON VIOLENCE

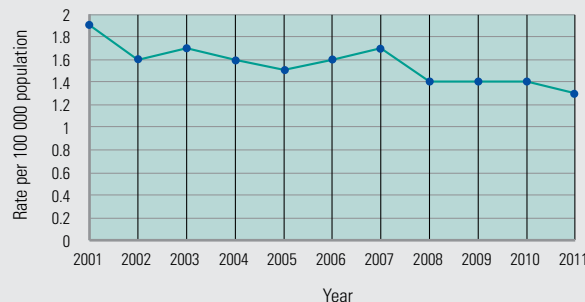
National prevalence surveys for non-fatal violence

Child maltreatment YES Youth violence YES Intimate partner violence YES Sexual violence YES Elder abuse YES

Mechanism of homicide



Trends in homicides



Reported homicides (2011) N= 436, Rate= 1.3/100 000 (86.2% M, 13.8% F)

Sources: Mechanism: Police/ Reported homicides: Police

Source: Police

MOZAMBIQUE



Population: 25 203 395

Gross national income per capita: US\$ 510

Income group: Low

Income inequality: 45.66

ACTION PLANS, POLICIES AND LAWS RELEVANT TO SEVERAL TYPES OF VIOLENCE

National action plans				National social and educational policies	
Interpersonal violence	YES	Child maltreatment	YES	Incentives provided for high-risk youth to complete schooling	NO
Youth violence	YES	Intimate partner violence	YES	Housing policies to de-concentrate poverty	NO
Sexual violence	YES	Elder abuse	YES		
Firearms				Alcohol	
Laws to regulate civilian access	YES			Adult (15+) per capita consumption (litres of pure alcohol)	2.3
Mandatory background check	YES			Patterns of drinking score	LEAST RISKY ①②③④⑤ MOST RISKY
Handguns/long guns/ automatic weapons	YES/YES/YES			Excise taxes	Beer: YES Wine: YES Spirits: YES
Carrying firearms in public	YES				
Programmes to reduce civilian firearm possession and use	YES				

LAWS AND PREVENTION PROGRAMMES BY TYPE OF VIOLENCE

No response/don't know – Limited ① Partial ② Full ③			KEY	No response/ don't know – Once/few times ① Larger scale ②		
Child maltreatment laws			Enforcement	Child maltreatment prevention programmes		
Legal age of marriage (male/female)	18 / 18			Home visiting	YES	①②
Against child marriage	NO			Parenting education	YES	①②
Against statutory rape	YES	①②③		Training to recognise / avoid sexually abusive situations	YES	①②
Against female genital mutilation	NO					
Ban on corporal punishment (all settings)	YES (YES)	①②③				
Youth violence laws				Youth violence prevention programmes		
Against weapons on school premises	YES	①②③		Pre-school enrichment	YES	①②
Against gang or criminal group membership	YES	①②③		Life skills and social development training	YES	①②
				Mentoring	NO	–
				After-school supervision	YES	①②
				School anti-bullying	NO	–
Intimate partner violence laws				Intimate partner violence prevention programmes		
Against rape in marriage	YES	①②③		Dating violence prevention in schools	YES	①②
Allowing removal of violent spouse from home	NO			Microfinance and gender equity training	YES	①②
				Social and cultural norms change	YES	①②
Sexual violence laws				Sexual violence prevention programmes		
Against rape	YES	①②③		School and college programmes	YES	①②
Against contact sexual violence without rape	YES	①②③		Physical environment changes	NO	–
Against non-contact sexual violence	YES	①②③		Social and cultural norms change	YES	①②
Elder abuse laws				Elder abuse prevention programmes		
Against elder abuse	YES	①②③		Professional awareness campaigns	YES	①②
Against elder abuse in institutions	YES	①②③		Public information campaigns	YES	①②
				Caregiver support	NO	–
				Residential care policies	NO	–
VICTIM LAWS				VICTIM SERVICES		
Providing for victim compensation	NO	–		Adult protective services	NO	–
Providing for victim legal representation	YES	①②③		Child protection services	YES	①②
				Medico-legal services for sexual violence	YES	①②
				Mental health services	YES	①②

DATA ON VIOLENCE

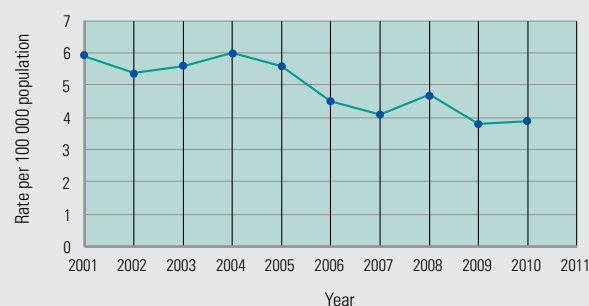
National prevalence surveys for non-fatal violence

Child maltreatment YES¹ Youth violence YES Intimate partner violence YES Sexual violence YES Elder abuse NO

Mechanism of homicide



Trends in homicides



Reported homicides (2011) N= 849, Rate= 3.7/100 000 (91.2% M, 8.8% F)

Sources: Mechanism: — / Reported homicides: Other

Source: National Institute of Statistics

¹ Subnational.



Population: 52 797 319

Gross national income per capita: US\$

Income group: Low

Income inequality:

ACTION PLANS, POLICIES AND LAWS RELEVANT TO SEVERAL TYPES OF VIOLENCE

National action plans		National social and educational policies	
Interpersonal violence	YES ¹	Child maltreatment	YES
Youth violence	YES ¹	Intimate partner violence	NO
Sexual violence	YES ¹	Elder abuse	NO
Firearms		Alcohol	
Laws to regulate civilian access	YES	Adult (15+) per capita consumption (litres of pure alcohol)	0.7
Mandatory background check	YES	Patterns of drinking score	–
Handguns/long guns/ automatic weapons	YES/YES/YES	Excise taxes	Beer: YES Wine: YES Spirits: YES
Carrying firearms in public	YES		
Programmes to reduce civilian firearm possession and use	YES ¹		

LAWS AND PREVENTION PROGRAMMES BY TYPE OF VIOLENCE

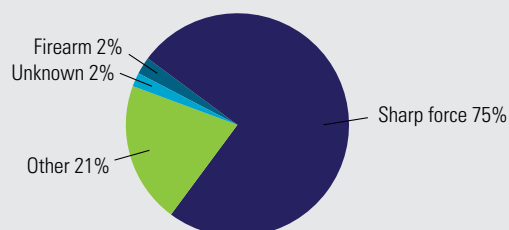
No response/don't know – Limited ① Partial ② Full ③		KEY	No response/ don't know – Once/few times ① Larger scale ②	
Child maltreatment laws		Enforcement	Child maltreatment prevention programmes	
Legal age of marriage (male/female)	20 / 20		Home visiting	YES ① ②
Against child marriage	NO	–	Parenting education	YES ① ②
Against statutory rape	YES	① ② ③	Training to recognise / avoid sexually abusive situations	YES ① ②
Against female genital mutilation	NO	–		
Ban on corporal punishment (all settings)	YES (YES)	① ② ③	Youth violence prevention programmes	
Youth violence laws			Pre-school enrichment	YES ① ②
Against weapons on school premises	YES	① ② ③	Life skills and social development training	YES ① ②
Against gang or criminal group membership	YES ¹	① ② ③	Mentoring	YES ① ②
			After-school supervision	NO –
			School anti-bullying	YES ① ②
Intimate partner violence laws			Intimate partner violence prevention programmes	
Against rape in marriage	–	–	Dating violence prevention in schools	YES ① ②
Allowing removal of violent spouse from home	–	–	Microfinance and gender equity training	YES ① ②
			Social and cultural norms change	YES ① ②
Sexual violence laws			Sexual violence prevention programmes	
Against rape	YES	① ② ③	School and college programmes	YES ① ②
Against contact sexual violence without rape	YES	① ② ③	Physical environment changes	YES ① ②
Against non-contact sexual violence	YES	① ② ③	Social and cultural norms change	YES ① ②
Elder abuse laws			Elder abuse prevention programmes	
Against elder abuse	NO	–	Professional awareness campaigns	YES ① ②
Against elder abuse in institutions	NO	–	Public information campaigns	YES ① ②
			Caregiver support	YES ① ②
			Residential care policies	YES ① ②
VICTIM LAWS			VICTIM SERVICES	
Providing for victim compensation	YES ¹	① ② ③	Adult protective services	YES ① ②
Providing for victim legal representation	YES	① ② ③	Child protection services	YES ① ②
			Medico-legal services for sexual violence	YES ① ②
			Mental health services	YES ① ②

DATA ON VIOLENCE

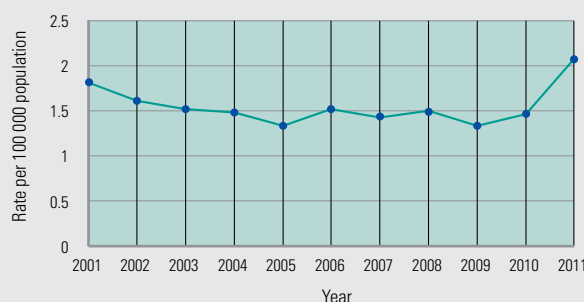
National prevalence surveys for non-fatal violence

Child maltreatment NO Youth violence NO Intimate partner violence NO Sexual violence YES¹ Elder abuse NO

Mechanism of homicide



Trends in homicides



Reported homicides (2012) N= 1323, Rate= 2.06/100 000 (69% M, 31% F)

Sources. Mechanism: Police/ Reported homicides: Police

Source: Police

¹ Subnational.



Population: 27 474 377

Gross national income per capita: US\$ 700

Income group: Low

Income inequality: 32.82

ACTION PLANS, POLICIES AND LAWS RELEVANT TO SEVERAL TYPES OF VIOLENCE

National action plans				National social and educational policies	
Interpersonal violence	YES	Child maltreatment	YES	Incentives provided for high-risk youth to complete schooling	NO
Youth violence	NO	Intimate partner violence	YES	Housing policies to de-concentrate poverty	NO
Sexual violence	YES	Elder abuse	YES		
Firearms				Alcohol	
Laws to regulate civilian access	YES			Adult (15+) per capita consumption (litres of pure alcohol)	2.2
Mandatory background check	YES			Patterns of drinking score	LEAST RISKY ①②③④⑤ MOST RISKY
Handguns/long guns/ automatic weapons	YES/YES/YES			Excise taxes	Beer: YES Wine: YES Spirits: YES
Carrying firearms in public	YES				
Programmes to reduce civilian firearm possession and use	YES				

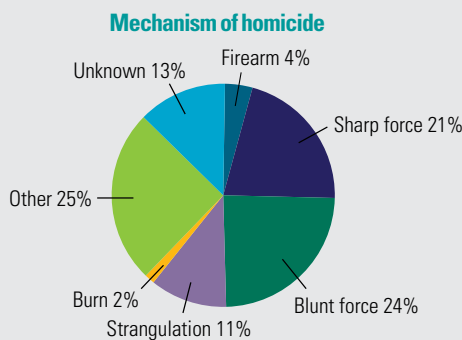
LAWS AND PREVENTION PROGRAMMES BY TYPE OF VIOLENCE

		KEY						
		No response/don't know –	Limited ①	Partial ②	Full ③	No response/ don't know –	Once/few times ①	Larger scale ②
Child maltreatment laws		Enforcement			Child maltreatment prevention programmes		Implementation	
Legal age of marriage (male/female)	20 / 20				Home visiting	YES	① ②	
Against child marriage	YES	① ② ③			Parenting education	NO		–
Against statutory rape	YES	① ② ③			Training to recognise / avoid sexually abusive situations	NO		–
Against female genital mutilation	NO	–						
Ban on corporal punishment (all settings)	NO (–)	–						
Youth violence laws					Youth violence prevention programmes			
Against weapons on school premises	YES	① ② ③			Pre-school enrichment	NO		–
Against gang or criminal group membership	YES	① ② ③			Life skills and social development training	YES	① ②	
					Mentoring	NO		–
					After-school supervision	NO		–
					School anti-bullying	NO		–
Intimate partner violence laws					Intimate partner violence prevention programmes			
Against rape in marriage	YES	① ② ③			Dating violence prevention in schools	NO		–
Allowing removal of violent spouse from home	NO	–			Microfinance and gender equity training	YES	① ②	
					Social and cultural norms change	YES	① ②	
Sexual violence laws					Sexual violence prevention programmes			
Against rape	YES	① ② ③			School and college programmes	YES	① ②	
Against contact sexual violence without rape	YES	① ② ③			Physical environment changes	NO		–
Against non-contact sexual violence	YES	① ② ③			Social and cultural norms change	YES	① ②	
Elder abuse laws					Elder abuse prevention programmes			
Against elder abuse	YES	① ② ③			Professional awareness campaigns	YES	① ②	
Against elder abuse in institutions	NO	–			Public information campaigns	NO		–
					Caregiver support	NO		–
					Residential care policies	NO		–
VICTIM LAWS					VICTIM SERVICES			
Providing for victim compensation	YES	① ② ③			Adult protective services	NO		–
Providing for victim legal representation	YES	① ② ③			Child protection services	NO		–
					Medico-legal services for sexual violence	YES	① ②	
					Mental health services	YES	① ②	

DATA ON VIOLENCE

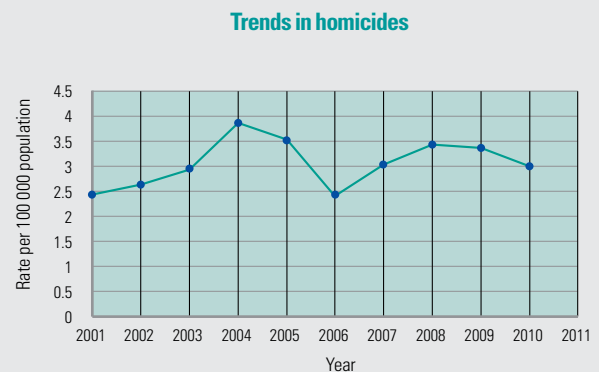
National prevalence surveys for non-fatal violence

Child maltreatment NO Youth violence YES Intimate partner violence YES Sexual violence YES Elder abuse NO



Reported homicides (2012) N= 752, Rate= 2.76/100 000 (61.3% M, 38.7% F)

Sources: Mechanism: Police/ Reported homicides: Police



Source: Police

NETHERLANDS



Population: 16 714 018

Gross national income per capita: US\$ 48 110

Income group: High

Income inequality: 30.9

ACTION PLANS, POLICIES AND LAWS RELEVANT TO SEVERAL TYPES OF VIOLENCE

National action plans		National social and educational policies	
Interpersonal violence	YES	Child maltreatment	YES
Youth violence	NO	Intimate partner violence	YES
Sexual violence	NO	Elder abuse	YES
Firearms		Alcohol	
Laws to regulate civilian access	YES	Adult (15+) per capita consumption (litres of pure alcohol)	9.9
Mandatory background check	YES	Patterns of drinking score	LEAST RISKY ①②③④⑤ MOST RISKY
Handguns/long guns/ automatic weapons	YES/YES/YES	Excise taxes	Beer: YES Wine: YES Spirits: YES
Carrying firearms in public	YES		
Programmes to reduce civilian firearm possession and use	NO		

LAWS AND PREVENTION PROGRAMMES BY TYPE OF VIOLENCE

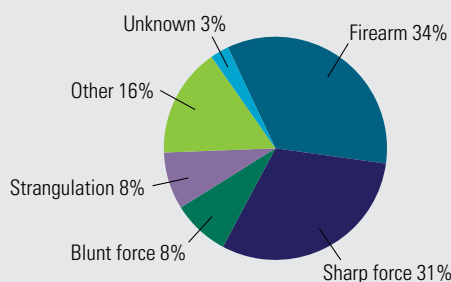
No response/don't know – Limited ① Partial ② Full ③			KEY	No response/ don't know – Once/few times ① Larger scale ②		
Child maltreatment laws			Enforcement	Child maltreatment prevention programmes		Implementation
Legal age of marriage (male/female)	18 / 18			Home visiting	YES	① ②
Against child marriage	YES		① ② ③	Parenting education	YES	① ②
Against statutory rape	YES		① ② ③	Training to recognise / avoid sexually abusive situations	YES	① ②
Against female genital mutilation	YES		① ② ③			
Ban on corporal punishment (all settings)	YES (YES)		① ② ③			
Youth violence laws				Youth violence prevention programmes		
Against weapons on school premises	NO		–	Pre-school enrichment	NO	–
Against gang or criminal group membership	NO		–	Life skills and social development training	YES	① ②
				Mentoring	YES	① ②
				After-school supervision	NO	–
				School anti-bullying	YES	① ②
Intimate partner violence laws				Intimate partner violence prevention programmes		
Against rape in marriage	YES		① ② ③	Dating violence prevention in schools	NO	–
Allowing removal of violent spouse from home	YES		① ② ③	Microfinance and gender equity training	NO	–
				Social and cultural norms change	YES	① ②
Sexual violence laws				Sexual violence prevention programmes		
Against rape	YES		① ② ③	School and college programmes	YES	① ②
Against contact sexual violence without rape	YES		① ② ③	Physical environment changes	NO	–
Against non-contact sexual violence	YES		① ② ③	Social and cultural norms change	YES	① ②
Elder abuse laws				Elder abuse prevention programmes		
Against elder abuse	YES		① ② ③	Professional awareness campaigns	YES	① ②
Against elder abuse in institutions	NO		–	Public information campaigns	YES	① ②
				Caregiver support	YES	① ②
				Residential care policies	–	–
VICTIM LAWS				VICTIM SERVICES		
Providing for victim compensation	YES		① ② ③	Adult protective services	YES	① ②
Providing for victim legal representation	YES		① ② ③	Child protection services	YES	① ②
				Medico-legal services for sexual violence	YES	① ②
				Mental health services	YES	① ②

DATA ON VIOLENCE

National prevalence surveys for non-fatal violence

Child maltreatment YES Youth violence YES Intimate partner violence YES Sexual violence YES Elder abuse YES

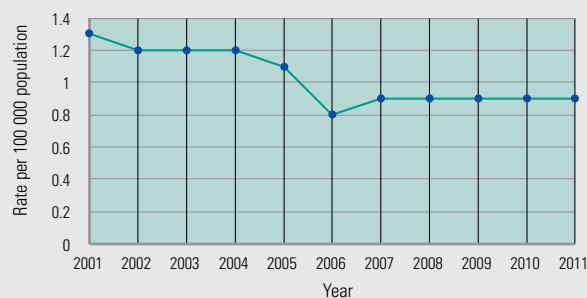
Mechanism of homicide¹



Reported homicides (2011) N= 143, Rate= 0.9/100 000 (65% M, 35% F)

Sources: Mechanism: Civil and Vital Registration/ Reported homicides: VR

Trends in homicides



Source: Civil and Vital Registration

¹ Other includes cases reported as "beating".



Population: 4 459 852

Gross national income per capita: US\$ 35 520

Income group: High

Income inequality: 36.17

ACTION PLANS, POLICIES AND LAWS RELEVANT TO SEVERAL TYPES OF VIOLENCE

National action plans				National social and educational policies	
Interpersonal violence	YES	Child maltreatment	YES	Incentives provided for high-risk youth to complete schooling	YES
Youth violence	YES	Intimate partner violence	YES ¹	Housing policies to de-concentrate poverty	YES
Sexual violence	YES	Elder abuse	YES ¹		
Firearms				Alcohol	
Laws to regulate civilian access			YES	Adult (15+) per capita consumption (litres of pure alcohol)	10.9
Mandatory background check			YES	Patterns of drinking score	LEAST RISKY ①②③④⑤ MOST RISKY
Handguns/long guns/ automatic weapons			YES/YES/YES	Excise taxes	Beer: YES Wine: YES Spirits: YES
Carrying firearms in public			YES		
Programmes to reduce civilian firearm possession and use			YES		

LAWS AND PREVENTION PROGRAMMES BY TYPE OF VIOLENCE

No response/don't know – Limited ① Partial ② Full ③ KEY No response/ don't know – Once/few times ① Larger scale ②

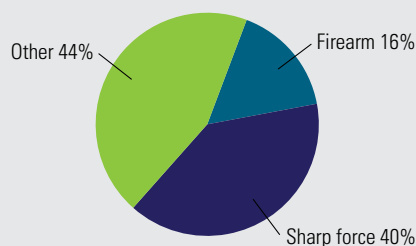
Child maltreatment laws	Enforcement	Child maltreatment prevention programmes	Implementation
Legal age of marriage (male/female)	18 / 18	Home visiting	YES ①②
Against child marriage	YES ①②③	Parenting education	YES ①②
Against statutory rape	YES ①②③	Training to recognise / avoid sexually abusive situations	YES ①②
Against female genital mutilation	YES ①②③		
Ban on corporal punishment (all settings)	YES (YES) ①②③		
Youth violence laws	Youth violence prevention programmes		
Against weapons on school premises	YES ①②③	Pre-school enrichment	YES ①②
Against gang or criminal group membership	YES ①②③	Life skills and social development training	YES ①②
		Mentoring	YES ①②
		After-school supervision	YES ①②
		School anti-bullying	YES ①②
Intimate partner violence laws	Intimate partner violence prevention programmes		
Against rape in marriage	YES ①②③	Dating violence prevention in schools	YES ①②
Allowing removal of violent spouse from home	YES ①②③	Microfinance and gender equity training	NO –
		Social and cultural norms change	YES ①②
Sexual violence laws	Sexual violence prevention programmes		
Against rape	YES ①②③	School and college programmes	YES ①②
Against contact sexual violence without rape	YES ①②③	Physical environment changes	YES ①②
Against non-contact sexual violence	YES ①②③	Social and cultural norms change	YES ①②
Elder abuse laws	Elder abuse prevention programmes		
Against elder abuse	YES ①②③	Professional awareness campaigns	NO –
Against elder abuse in institutions	YES ①②③	Public information campaigns	YES ①②
		Caregiver support	YES ①②
		Residential care policies	YES ①②
VICTIM LAWS	VICTIM SERVICES		
Providing for victim compensation	YES ①②③	Adult protective services	YES ①②
Providing for victim legal representation	NO –	Child protection services	YES ①②
		Medico-legal services for sexual violence	YES ①②
		Mental health services	YES ①②

DATA ON VIOLENCE

National prevalence surveys for non-fatal violence

Child maltreatment NO Youth violence YES¹ Intimate partner violence NO Sexual violence NO Elder abuse NO

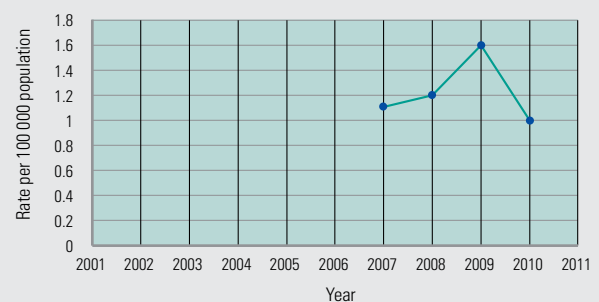
Mechanism of homicide



Reported homicides (2010) N= 43, Rate= 0.979/100 000 (47% M, 53% F)

Sources: Mechanism: Police/ Reported homicides: Police

Trends in homicides



Source: Police

¹ Subnational.

ACTION PLANS, POLICIES AND LAWS RELEVANT TO SEVERAL TYPES OF VIOLENCE

National action plans		National social and educational policies	
Interpersonal violence	YES	Child maltreatment	YES
Youth violence	YES	Intimate partner violence	YES
Sexual violence	YES	Elder abuse	YES
Firearms		Alcohol	
Laws to regulate civilian access	YES	Adult (15+) per capita consumption (litres of pure alcohol)	5
Mandatory background check	YES	Patterns of drinking score	LEAST RISKY ①②③④⑤ MOST RISKY
Handguns/long guns/ automatic weapons	YES/YES/YES	Excise taxes	Beer: YES Wine: YES Spirits: YES
Carrying firearms in public	YES		
Programmes to reduce civilian firearm possession and use	YES		

LAWS AND PREVENTION PROGRAMMES BY TYPE OF VIOLENCE

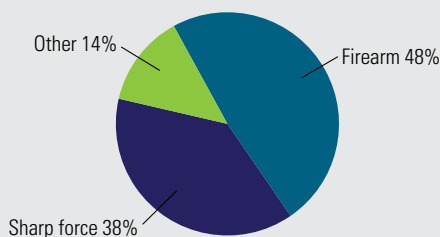
No response/don't know – Limited ① Partial ② Full ③		KEY	No response/ don't know – Once/few times ① Larger scale ②	
Child maltreatment laws		Enforcement	Child maltreatment prevention programmes	
Legal age of marriage (male/female)	– / –		Home visiting	YES ① ②
Against child marriage	YES	① ② ③	Parenting education	YES ① ②
Against statutory rape	YES	① ② ③	Training to recognise / avoid sexually abusive situations	YES ① ②
Against female genital mutilation	YES	① ② ③		
Ban on corporal punishment (all settings)	YES (NO)	① ② ③	Youth violence prevention programmes	
Youth violence laws			Pre-school enrichment	YES ① ②
Against weapons on school premises	YES	① ② ③	Life skills and social development training	YES ① ②
Against gang or criminal group membership	YES	① ② ③	Mentoring	YES ① ②
			After-school supervision	YES ① ②
			School anti-bullying	YES ① ②
Intimate partner violence laws			Intimate partner violence prevention programmes	
Against rape in marriage	YES	① ② ③	Dating violence prevention in schools	YES ① ②
Allowing removal of violent spouse from home	YES	① ② ③	Microfinance and gender equity training	YES ① ②
			Social and cultural norms change	YES ① ②
Sexual violence laws			Sexual violence prevention programmes	
Against rape	YES	① ② ③	School and college programmes	YES ① ②
Against contact sexual violence without rape	YES	① ② ③	Physical environment changes	YES ① ②
Against non-contact sexual violence	YES	① ② ③	Social and cultural norms change	YES ① ②
Elder abuse laws			Elder abuse prevention programmes	
Against elder abuse	YES	① ② ③	Professional awareness campaigns	YES ① ②
Against elder abuse in institutions	YES	① ② ③	Public information campaigns	YES ① ②
			Caregiver support	NO –
			Residential care policies	YES ① ②
VICTIM LAWS			VICTIM SERVICES	
Providing for victim compensation	YES	① ② ③	Adult protective services	NO –
Providing for victim legal representation	YES	① ② ③	Child protection services	YES ① ②
			Medico-legal services for sexual violence	YES ① ②
			Mental health services	YES ① ②

DATA ON VIOLENCE

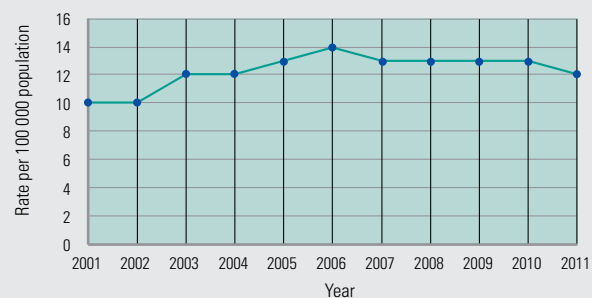
National prevalence surveys for non-fatal violence

Child maltreatment NO Youth violence NO Intimate partner violence YES Sexual violence YES Elder abuse NO

Mechanism of homicide



Trends in homicides



Reported homicides (2011) N= 738, Rate= 12/100 000 (83% M, 17% F)

Sources: Mechanism: Police/ Reported homicides: Police

Source: Police

ACTION PLANS, POLICIES AND LAWS RELEVANT TO SEVERAL TYPES OF VIOLENCE

National action plans				National social and educational policies			
Interpersonal violence	YES	Child maltreatment	YES	Incentives provided for high-risk youth to complete schooling	YES		
Youth violence	YES	Intimate partner violence	NO	Housing policies to de-concentrate poverty	NO		
Sexual violence	YES	Elder abuse	YES				
Firearms				Alcohol			
Laws to regulate civilian access	YES			Adult (15+) per capita consumption (litres of pure alcohol)	0.3		
Mandatory background check	YES			Patterns of drinking score	-		
Handguns/long guns/ automatic weapons	YES/YES/YES			Excise taxes	Beer: YES	Wine: YES	Spirits: YES
Carrying firearms in public	YES						
Programmes to reduce civilian firearm possession and use	YES						

LAWS AND PREVENTION PROGRAMMES BY TYPE OF VIOLENCE

		No response/don't know –	Limited ①	Partial ②	Full ③	KEY	No response/ don't know –	Once/few times ①	Larger scale ②
Child maltreatment laws		Enforcement				Child maltreatment prevention programmes		Implementation	
Legal age of marriage (male/female)	18 / 16						Home visiting	NO	-
Against child marriage	YES		① ② ③				Parenting education	YES	① ②
Against statutory rape	YES		① ② ③				Training to recognise / avoid sexually abusive situations	YES	① ②
Against female genital mutilation	YES		① ② ③						
Ban on corporal punishment (all settings)	YES (NO)		① ② ③						
Youth violence laws		Enforcement				Youth violence prevention programmes		Implementation	
Against weapons on school premises	YES		① ② ③				Pre-school enrichment	NO	-
Against gang or criminal group membership	YES		① ② ③				Life skills and social development training	YES	① ②
							Mentoring	YES	① ②
							After-school supervision	YES	① ②
							School anti-bullying	YES	① ②
Intimate partner violence laws		Enforcement				Intimate partner violence prevention programmes		Implementation	
Against rape in marriage	NO		-				Dating violence prevention in schools	NO	-
Allowing removal of violent spouse from home	NO		-				Microfinance and gender equity training	YES	① ②
							Social and cultural norms change	YES	① ②
Sexual violence laws		Enforcement				Sexual violence prevention programmes		Implementation	
Against rape	YES		① ② ③				School and college programmes	YES	① ②
Against contact sexual violence without rape	YES		① ② ③				Physical environment changes	YES	① ②
Against non-contact sexual violence	YES		① ② ③				Social and cultural norms change	YES	① ②
Elder abuse laws		Enforcement				Elder abuse prevention programmes		Implementation	
Against elder abuse	YES		① ② ③				Professional awareness campaigns	NO	-
Against elder abuse in institutions	NO		-				Public information campaigns	NO	-
							Caregiver support	YES	① ②
							Residential care policies	YES	① ②
VICTIM LAWS		Enforcement				VICTIM SERVICES		Implementation	
Providing for victim compensation	YES		① ② ③				Adult protective services	NO	-
Providing for victim legal representation	YES		① ② ③				Child protection services	YES	① ②
							Medico-legal services for sexual violence	YES	① ②
							Mental health services	YES	① ②

DATA ON VIOLENCE

National prevalence surveys for non-fatal violence

Child maltreatment NO Youth violence NO Intimate partner violence NO Sexual violence NO Elder abuse NO

Mechanism of homicide



Trends in homicides

YEAR	HOMICIDES PER 100 000
2011	5.5
2012	4.8

Reported homicides (2012) N= 788, Rate= 4.84/100 000 (-% M, -% F)

Sources: Mechanism: —/ Reported homicides: Police



Population: 168 833 776

Gross national income per capita: US\$ 2 490

Income group: Middle

Income inequality: 48.83

ACTION PLANS, POLICIES AND LAWS RELEVANT TO SEVERAL TYPES OF VIOLENCE

National action plans		National social and educational policies	
Interpersonal violence	YES	Child maltreatment	YES
Youth violence	YES	Intimate partner violence	YES
Sexual violence	YES ¹	Elder abuse	NO
Firearms		Alcohol	
Laws to regulate civilian access	YES	Adult (15+) per capita consumption (litres of pure alcohol)	10.1
Mandatory background check	YES	Patterns of drinking score	LEAST RISKY ①②③④⑤ MOST RISKY
Handguns/long guns/ automatic weapons	YES/YES/YES	Excise taxes	Beer: YES Wine: YES Spirits: YES
Carrying firearms in public	YES		
Programmes to reduce civilian firearm possession and use	YES		

LAWS AND PREVENTION PROGRAMMES BY TYPE OF VIOLENCE

No response/don't know – Limited ① Partial ② Full ③		KEY	No response/ don't know – Once/few times ① Larger scale ②	
Child maltreatment laws		Enforcement	Child maltreatment prevention programmes	
Legal age of marriage (male/female)	18 / 18		Home visiting	NO –
Against child marriage	YES		Parenting education	NO –
Against statutory rape	YES	① ② ③	Training to recognise / avoid sexually abusive situations	YES ① ②
Against female genital mutilation	YES ¹	–		
Ban on corporal punishment (all settings)	YES (NO)	① ② ③		
Youth violence laws			Youth violence prevention programmes	
Against weapons on school premises	YES	① ② ③	Pre-school enrichment	YES ① ②
Against gang or criminal group membership	YES	① ② ③	Life skills and social development training	YES ① ②
			Mentoring	NO –
			After-school supervision	NO –
			School anti-bullying	YES ① ②
Intimate partner violence laws			Intimate partner violence prevention programmes	
Against rape in marriage	YES ¹	–	Dating violence prevention in schools	YES ① ②
Allowing removal of violent spouse from home	YES ¹	–	Microfinance and gender equity training	YES ① ②
			Social and cultural norms change	YES ① ②
Sexual violence laws			Sexual violence prevention programmes	
Against rape	YES	① ② ③	School and college programmes	YES ① ②
Against contact sexual violence without rape	NO	–	Physical environment changes	YES ① ②
Against non-contact sexual violence	NO	–	Social and cultural norms change	YES ① ②
Elder abuse laws			Elder abuse prevention programmes	
Against elder abuse	NO	–	Professional awareness campaigns	YES ① ②
Against elder abuse in institutions	NO	–	Public information campaigns	YES ① ②
			Caregiver support	NO –
			Residential care policies	NO –
VICTIM LAWS			VICTIM SERVICES	
Providing for victim compensation	NO	–	Adult protective services	NO –
Providing for victim legal representation	YES	① ② ③	Child protection services	YES ① ②
			Medico-legal services for sexual violence	YES ① ②
			Mental health services	YES ① ②

DATA ON VIOLENCE

National prevalence surveys for non-fatal violence

Child maltreatment YES Youth violence NO Intimate partner violence YES Sexual violence YES Elder abuse NO

Mechanism of homicide



Trends in homicides



Reported homicides (2013) N= 1897, Rate= 1.16/100 000 (–% M, –% F)

Sources. Mechanism: —/ Reported homicides: Police

¹ Subnational.

ACTION PLANS, POLICIES AND LAWS RELEVANT TO SEVERAL TYPES OF VIOLENCE

National action plans				National social and educational policies	
Interpersonal violence	YES	Child maltreatment	YES	Incentives provided for high-risk youth to complete schooling	NO
Youth violence	NO	Intimate partner violence	YES	Housing policies to de-concentrate poverty	NO
Sexual violence	NO	Elder abuse	NO		
Firearms				Alcohol	
Laws to regulate civilian access	YES			Adult (15+) per capita consumption (litres of pure alcohol)	7.7
Mandatory background check	YES			Patterns of drinking score	LEAST RISKY ①②③④⑤ MOST RISKY
Handguns/long guns/ automatic weapons	YES/YES/YES			Excise taxes	Beer: YES Wine: YES Spirits: YES
Carrying firearms in public	YES				
Programmes to reduce civilian firearm possession and use	YES				

LAWS AND PREVENTION PROGRAMMES BY TYPE OF VIOLENCE

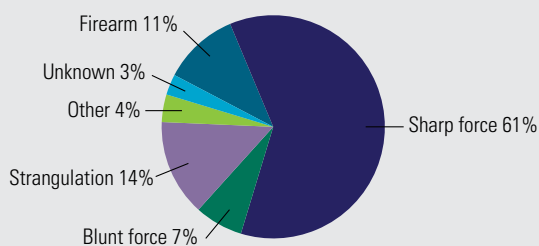
No response/don't know – Limited ① Partial ② Full ③			KEY	No response/ don't know – Once/few times ① Larger scale ②		
Child maltreatment laws			Enforcement	Child maltreatment prevention programmes		
Legal age of marriage (male/female)	18 / 18			Home visiting	NO	–
Against child marriage	YES	①②③		Parenting education	YES	①②
Against statutory rape	YES	①②③		Training to recognise / avoid sexually abusive situations	NO	–
Against female genital mutilation	YES	①②③				
Ban on corporal punishment (all settings)	YES (YES)	①②③		Youth violence prevention programmes		
Youth violence laws				Pre-school enrichment	NO	–
Against weapons on school premises	YES	①②③		Life skills and social development training	YES	①②
Against gang or criminal group membership	YES	①②③		Mentoring	NO	–
				After-school supervision	NO	–
				School anti-bullying	YES	①②
Intimate partner violence laws				Intimate partner violence prevention programmes		
Against rape in marriage	YES	①②③		Dating violence prevention in schools	NO	–
Allowing removal of violent spouse from home	YES	①②③		Microfinance and gender equity training	NO	–
				Social and cultural norms change	YES	①②
Sexual violence laws				Sexual violence prevention programmes		
Against rape	YES	①②③		School and college programmes	NO	–
Against contact sexual violence without rape	YES	①②③		Physical environment changes	NO	–
Against non-contact sexual violence	YES	①②③		Social and cultural norms change	YES	①②
Elder abuse laws				Elder abuse prevention programmes		
Against elder abuse	NO	–		Professional awareness campaigns	YES	①②
Against elder abuse in institutions	NO	–		Public information campaigns	YES	①②
				Caregiver support	YES	①②
				Residential care policies	YES	①②
VICTIM LAWS				VICTIM SERVICES		
Providing for victim compensation	YES	①②③		Adult protective services	NO	–
Providing for victim legal representation	YES	①②③		Child protection services	YES	①②
				Medico-legal services for sexual violence	YES	①②
				Mental health services	YES	①②

DATA ON VIOLENCE

National prevalence surveys for non-fatal violence

Child maltreatment NO Youth violence NO Intimate partner violence YES Sexual violence NO Elder abuse NO

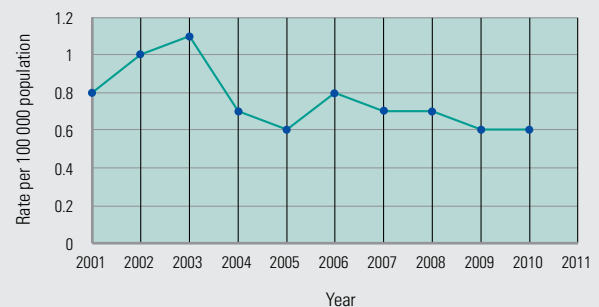
Mechanism of homicide



Reported homicides (2010) N= 31, Rate= 0.3/100 000 (90% M, 10% F)

Sources: Mechanism: Police/ Reported homicides: Police

Trends in homicides



Source: Police

ACTION PLANS, POLICIES AND LAWS RELEVANT TO SEVERAL TYPES OF VIOLENCE

National action plans				National social and educational policies			
Interpersonal violence	NO	Child maltreatment	YES ¹	Incentives provided for high-risk youth to complete schooling	YES ¹		
Youth violence	NO	Intimate partner violence	NO	Housing policies to de-concentrate poverty	NO		
Sexual violence	NO	Elder abuse	NO				
Firearms				Alcohol			
Laws to regulate civilian access	YES			Adult (15+) per capita consumption (litres of pure alcohol)	0.9		
Mandatory background check	YES			Patterns of drinking score	–		
Handguns/long guns/ automatic weapons	YES/YES/YES			Excise taxes	Beer: NO	Wine: NO	Spirits: NO
Carrying firearms in public	YES						
Programmes to reduce civilian firearm possession and use	YES						

LAWS AND PREVENTION PROGRAMMES BY TYPE OF VIOLENCE

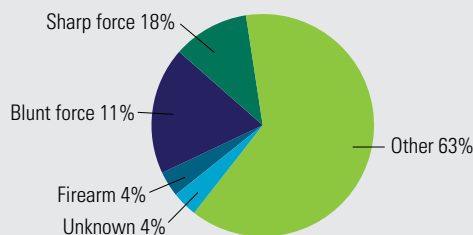
No response/don't know – Limited ① Partial ② Full ③				KEY	No response/ don't know – Once/few times ① Larger scale ②				
Child maltreatment laws				Enforcement	Child maltreatment prevention programmes				Implementation
Legal age of marriage (male/female)	18 / 18				Home visiting	YES			① ②
Against child marriage	YES			① ② ③	Parenting education	YES			① ②
Against statutory rape	YES			① ② ③	Training to recognise / avoid sexually abusive situations	YES			① ②
Against female genital mutilation	NO			–					
Ban on corporal punishment (all settings)	NO (–)			–					
Youth violence laws					Youth violence prevention programmes				
Against weapons on school premises	YES			① ② ③	Pre-school enrichment	–			–
Against gang or criminal group membership	YES			① ② ③	Life skills and social development training	YES			① ②
					Mentoring	YES			① ②
					After-school supervision	YES			① ②
					School anti-bullying	YES			① ②
Intimate partner violence laws					Intimate partner violence prevention programmes				
Against rape in marriage	NO			–	Dating violence prevention in schools	–			–
Allowing removal of violent spouse from home	–			–	Microfinance and gender equity training	NO			–
					Social and cultural norms change	YES			① ②
Sexual violence laws					Sexual violence prevention programmes				
Against rape	YES			① ② ③	School and college programmes	–			–
Against contact sexual violence without rape	YES			① ② ③	Physical environment changes	YES			① ②
Against non-contact sexual violence	YES			① ② ③	Social and cultural norms change	YES			① ②
Elder abuse laws					Elder abuse prevention programmes				
Against elder abuse	YES			① ② ③	Professional awareness campaigns	YES			① ②
Against elder abuse in institutions	NO			–	Public information campaigns	YES			① ②
					Caregiver support	YES			① ②
					Residential care policies	YES			① ②
VICTIM LAWS					VICTIM SERVICES				
Providing for victim compensation	–			–	Adult protective services	–			–
Providing for victim legal representation	YES			① ② ③	Child protection services	YES			① ②
					Medico-legal services for sexual violence	–			–
					Mental health services	–			–

DATA ON VIOLENCE

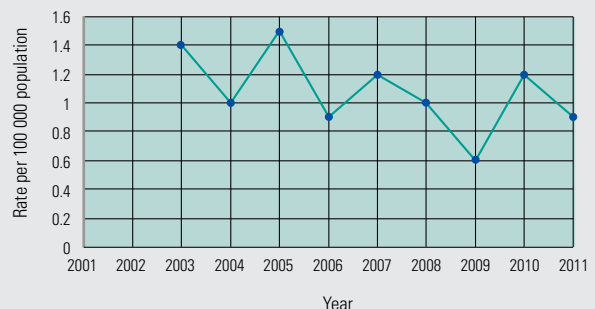
National prevalence surveys for non-fatal violence

Child maltreatment NO Youth violence NO Intimate partner violence NO Sexual violence NO Elder abuse NO

Mechanism of homicide



Trends in homicides



Reported homicides (2011) N= 29, Rate= 0.9/100 000 (–% M, –% F)

Sources: Mechanism: VR / Reported homicide: Royal Oman Police

Source: Royal Oman Police

¹ Subnational.

ACTION PLANS, POLICIES AND LAWS RELEVANT TO SEVERAL TYPES OF VIOLENCE

National action plans		National social and educational policies	
Interpersonal violence	YES	Child maltreatment	YES
Youth violence	YES	Intimate partner violence	YES
Sexual violence	YES	Elder abuse	NO
Firearms		Alcohol	
Laws to regulate civilian access	YES	Adult (15+) per capita consumption (litres of pure alcohol)	8
Mandatory background check	YES	Patterns of drinking score	LEAST RISKY ①②③④⑤ MOST RISKY
Handguns/long guns/ automatic weapons	NO/YES/YES	Excise taxes	Beer: YES Wine: YES Spirits: YES
Carrying firearms in public	YES		
Programmes to reduce civilian firearm possession and use	YES		

LAWS AND PREVENTION PROGRAMMES BY TYPE OF VIOLENCE

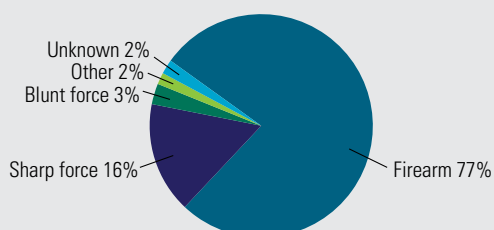
		KEY									
		No response/don't know –	Limited ①	Partial ②	Full ③	No response/ don't know –	Once/few times ①	Larger scale ②			
Child maltreatment laws			Enforcement			Child maltreatment prevention programmes			Implementation		
Legal age of marriage (male/female)	– / –					Home visiting	NO	–			
Against child marriage	YES	① ② ③				Parenting education	YES	① ②			
Against statutory rape	YES	① ② ③				Training to recognise / avoid sexually abusive situations	YES	① ②			
Against female genital mutilation	–	–									
Ban on corporal punishment (all settings)	YES (YES)	① ② ③									
Youth violence laws			Enforcement			Youth violence prevention programmes			Implementation		
Against weapons on school premises	YES	① ② ③				Pre-school enrichment	YES	① ②			
Against gang or criminal group membership	YES	① ② ③				Life skills and social development training	YES	① ②			
						Mentoring	YES	① ②			
						After-school supervision	NO	–			
						School anti-bullying	YES	① ②			
Intimate partner violence laws			Enforcement			Intimate partner violence prevention programmes			Implementation		
Against rape in marriage	YES	① ② ③				Dating violence prevention in schools	YES	① ②			
Allowing removal of violent spouse from home	YES	① ② ③				Microfinance and gender equity training	YES	① ②			
						Social and cultural norms change	YES	① ②			
Sexual violence laws			Enforcement			Sexual violence prevention programmes			Implementation		
Against rape	YES	① ② ③				School and college programmes	YES	① ②			
Against contact sexual violence without rape	YES	① ② ③				Physical environment changes	YES	① ②			
Against non-contact sexual violence	YES	① ② ③				Social and cultural norms change	YES	① ②			
Elder abuse laws			Enforcement			Elder abuse prevention programmes			Implementation		
Against elder abuse	YES	① ② ③				Professional awareness campaigns	YES	① ②			
Against elder abuse in institutions	YES	① ② ③				Public information campaigns	NO	–			
						Caregiver support	YES	① ②			
						Residential care policies	YES	① ②			
VICTIM LAWS			Enforcement			VICTIM SERVICES			Implementation		
Providing for victim compensation	NO	–				Adult protective services	YES	① ②			
Providing for victim legal representation	YES	① ② ③				Child protection services	YES	① ②			
						Medico-legal services for sexual violence	YES	① ②			
						Mental health services	YES	① ②			

DATA ON VIOLENCE

National prevalence surveys for non-fatal violence

Child maltreatment NO Youth violence NO Intimate partner violence NO Sexual violence NO Elder abuse NO

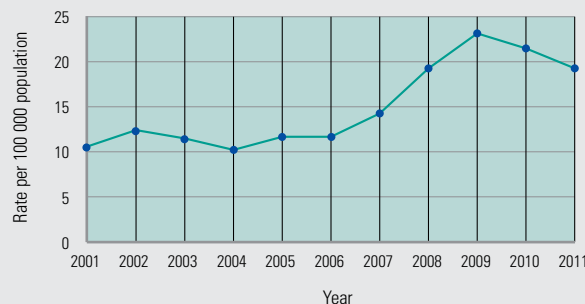
Mechanism of homicide



Reported homicides (2012) N= 665, Rate= 17/100 000 (95% M, 5% F)

Sources: Mechanism: Ministry of Public Security/ Reported homicides: Police

Trends in homicides



Source: Police

¹ Subnational.

PAPUA NEW GUINEA



Population: 7 167 010

Gross national income per capita: US\$ 1 790

Income group: Middle

Income inequality: 50.88

ACTION PLANS, POLICIES AND LAWS RELEVANT TO SEVERAL TYPES OF VIOLENCE

National action plans		National social and educational policies	
Interpersonal violence	YES	Child maltreatment	YES
Youth violence	YES	Intimate partner violence	YES
Sexual violence	YES	Elder abuse	NO
Firearms		Alcohol	
Laws to regulate civilian access	YES	Adult (15+) per capita consumption (litres of pure alcohol)	3
Mandatory background check	YES	Patterns of drinking score	LEAST RISKY ①②③④⑤ MOST RISKY
Handguns/long guns/ automatic weapons	YES/YES/YES	Excise taxes	Beer: YES Wine: YES Spirits: YES
Carrying firearms in public	YES		
Programmes to reduce civilian firearm possession and use	YES		

LAWS AND PREVENTION PROGRAMMES BY TYPE OF VIOLENCE

No response/don't know – Limited ① Partial ② Full ③		KEY	No response/ don't know – Once/few times ① Larger scale ②	
Child maltreatment laws		Enforcement	Child maltreatment prevention programmes	
Legal age of marriage (male/female)	18 / 16		Home visiting	NO –
Against child marriage	YES	①②③	Parenting education	NO –
Against statutory rape	YES	①②③	Training to recognise / avoid sexually abusive situations	YES ①②
Against female genital mutilation	NO	–		
Ban on corporal punishment (all settings)	YES (NO)	①②③		
Youth violence laws			Youth violence prevention programmes	
Against weapons on school premises	YES	①②③	Pre-school enrichment	NO –
Against gang or criminal group membership	YES	①②③	Life skills and social development training	YES ①②
			Mentoring	YES ①②
			After-school supervision	NO –
			School anti-bullying	YES ①②
Intimate partner violence laws			Intimate partner violence prevention programmes	
Against rape in marriage	YES	①②③	Dating violence prevention in schools	NO –
Allowing removal of violent spouse from home	YES	①②③	Microfinance and gender equity training	NO –
			Social and cultural norms change	YES ①②
Sexual violence laws			Sexual violence prevention programmes	
Against rape	YES	①②③	School and college programmes	YES ①②
Against contact sexual violence without rape	YES	①②③	Physical environment changes	YES ①②
Against non-contact sexual violence	YES	①②③	Social and cultural norms change	YES ①②
Elder abuse laws			Elder abuse prevention programmes	
Against elder abuse	NO	–	Professional awareness campaigns	NO –
Against elder abuse in institutions	NO	–	Public information campaigns	NO –
			Caregiver support	NO –
			Residential care policies	NO –
VICTIM LAWS			VICTIM SERVICES	
Providing for victim compensation	NO	–	Adult protective services	YES ①②
Providing for victim legal representation	YES	①②③	Child protection services	YES ①②
			Medico-legal services for sexual violence	YES ①②
			Mental health services	YES ①②

DATA ON VIOLENCE

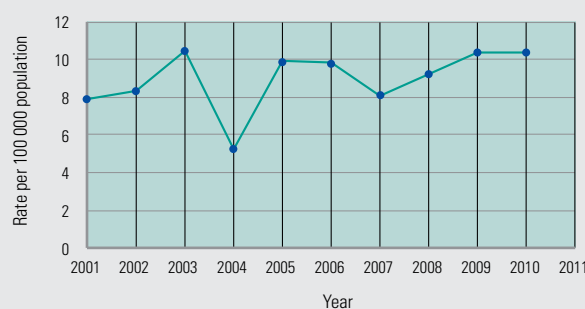
National prevalence surveys for non-fatal violence

Child maltreatment NO Youth violence NO Intimate partner violence NO Sexual violence NO Elder abuse NO

Mechanism of homicide



Trends in homicides



Reported homicides (2010) N= 713, Rate= 10.4/100 000 (–% M, –% F)

Sources: Mechanism: —/ Reported homicides: Police

Source: Police



Population: 29 987 800

Gross national income per capita: US\$ 5 890

Income group: Middle

Income inequality: 48.14

ACTION PLANS, POLICIES AND LAWS RELEVANT TO SEVERAL TYPES OF VIOLENCE

National action plans				National social and educational policies	
Interpersonal violence	YES	Child maltreatment	YES	Incentives provided for high-risk youth to complete schooling	YES
Youth violence	YES ¹	Intimate partner violence	YES	Housing policies to de-concentrate poverty	NO
Sexual violence	YES	Elder abuse	YES		
Firearms				Alcohol	
Laws to regulate civilian access	YES			Adult (15+) per capita consumption (litres of pure alcohol)	8.1
Mandatory background check	YES			Patterns of drinking score	LEAST RISKY ①②③④⑤ MOST RISKY
Handguns/long guns/ automatic weapons	YES/YES/YES			Excise taxes	Beer: YES Wine: NO Spirits: NO
Carrying firearms in public	YES				
Programmes to reduce civilian firearm possession and use	YES				

LAWS AND PREVENTION PROGRAMMES BY TYPE OF VIOLENCE

No response/don't know – Limited ① Partial ② Full ③ **KEY** No response/ don't know – Once/few times ① Larger scale ②

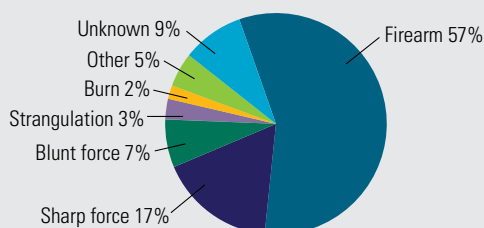
Child maltreatment laws	Enforcement	Child maltreatment prevention programmes	Implementation
Legal age of marriage (male/female)	16 / 16	Home visiting	YES ①②
Against child marriage	YES	Parenting education	YES ①②
Against statutory rape	YES ①②③	Training to recognise / avoid sexually abusive situations	YES ①②
Against female genital mutilation	NO		
Ban on corporal punishment (all settings)	NO (-)		
Youth violence laws		Youth violence prevention programmes	
Against weapons on school premises	NO	Pre-school enrichment	YES ①②
Against gang or criminal group membership	NO	Life skills and social development training	YES ①②
		Mentoring	YES ①②
		After-school supervision	YES ①②
		School anti-bullying	YES ①②
Intimate partner violence laws		Intimate partner violence prevention programmes	
Against rape in marriage	YES ①②③	Dating violence prevention in schools	YES ①②
Allowing removal of violent spouse from home	YES ①②③	Microfinance and gender equity training	YES ①②
		Social and cultural norms change	YES ①②
Sexual violence laws		Sexual violence prevention programmes	
Against rape	YES ①②③	School and college programmes	YES ①②
Against contact sexual violence without rape	YES ①②③	Physical environment changes	NO -
Against non-contact sexual violence	YES ①②③	Social and cultural norms change	YES ①②
Elder abuse laws		Elder abuse prevention programmes	
Against elder abuse	YES ①②③	Professional awareness campaigns	YES ①②
Against elder abuse in institutions	YES ①②③	Public information campaigns	YES ①②
		Caregiver support	YES ①②
		Residential care policies	YES ①②
VICTIM LAWS		VICTIM SERVICES	
Providing for victim compensation	NO -	Adult protective services	YES ①②
Providing for victim legal representation	YES ①②③	Child protection services	YES ①②
		Medico-legal services for sexual violence	YES ①②
		Mental health services	YES ①②

DATA ON VIOLENCE

National prevalence surveys for non-fatal violence

Child maltreatment NO Youth violence NO Intimate partner violence YES Sexual violence YES Elder abuse NO

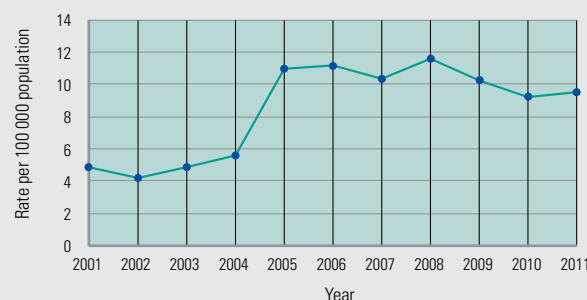
Mechanism of homicide



Reported homicides (2012) N= 1968, Rate= 6.5/100 000 (84% M, 16% F)

Sources: Mechanism: CEIC/ Reported homicides: CEIC

Trends in homicides



Source: Ministry of Interior

¹ Subnational.



Population: 96 706 764

Gross national income per capita: US\$ 2 950

Income group: Middle

Income inequality: 42.98

ACTION PLANS, POLICIES AND LAWS RELEVANT TO SEVERAL TYPES OF VIOLENCE

National action plans		National social and educational policies	
Interpersonal violence	YES	Child maltreatment	YES
Youth violence	YES	Intimate partner violence	YES
Sexual violence	YES	Elder abuse	YES
Firearms		Alcohol	
Laws to regulate civilian access	YES	Adult (15+) per capita consumption (litres of pure alcohol)	5.4
Mandatory background check	YES	Patterns of drinking score	LEAST RISKY ①②③④⑤ MOST RISKY
Handguns/long guns/ automatic weapons	YES/YES/YES	Excise taxes	Beer: YES Wine: YES Spirits: YES
Carrying firearms in public	YES		
Programmes to reduce civilian firearm possession and use	YES		

LAWS AND PREVENTION PROGRAMMES BY TYPE OF VIOLENCE

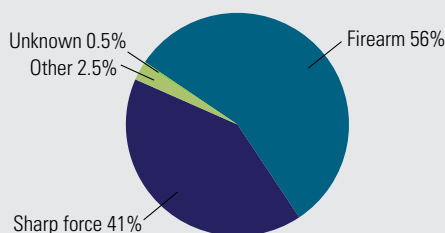
No response/don't know – Limited ① Partial ② Full ③			KEY	No response/ don't know – Once/few times ① Larger scale ②		
Child maltreatment laws			Enforcement	Child maltreatment prevention programmes		Implementation
Legal age of marriage (male/female)	18 / 18			Home visiting	YES	① ②
Against child marriage	YES	① ② ③		Parenting education	YES	① ②
Against statutory rape	YES	① ② ③		Training to recognise / avoid sexually abusive situations	YES	① ②
Against female genital mutilation	NO	–				
Ban on corporal punishment (all settings)	NO (–)	–				
Youth violence laws				Youth violence prevention programmes		
Against weapons on school premises	YES	① ② ③		Pre-school enrichment	YES	① ②
Against gang or criminal group membership	NO	–		Life skills and social development training	YES	① ②
				Mentoring	YES	① ②
				After-school supervision	YES	① ②
				School anti-bullying	YES	① ②
Intimate partner violence laws				Intimate partner violence prevention programmes		
Against rape in marriage	YES	① ② ③		Dating violence prevention in schools	NO	–
Allowing removal of violent spouse from home	YES	① ② ③		Microfinance and gender equity training	YES	① ②
				Social and cultural norms change	YES	① ②
Sexual violence laws				Sexual violence prevention programmes		
Against rape	YES	① ② ③		School and college programmes	YES	① ②
Against contact sexual violence without rape	YES	① ② ③		Physical environment changes	YES	① ②
Against non-contact sexual violence	YES	① ② ③		Social and cultural norms change	YES	① ②
Elder abuse laws				Elder abuse prevention programmes		
Against elder abuse	YES	① ② ③		Professional awareness campaigns	NO	–
Against elder abuse in institutions	NO	–		Public information campaigns	–	–
				Caregiver support	YES	① ②
				Residential care policies	YES	① ②
VICTIM LAWS				VICTIM SERVICES		
Providing for victim compensation	YES	① ② ③		Adult protective services	NO	–
Providing for victim legal representation	YES	① ② ③		Child protection services	YES	① ②
				Medico-legal services for sexual violence	YES	① ②
				Mental health services	–	–

DATA ON VIOLENCE

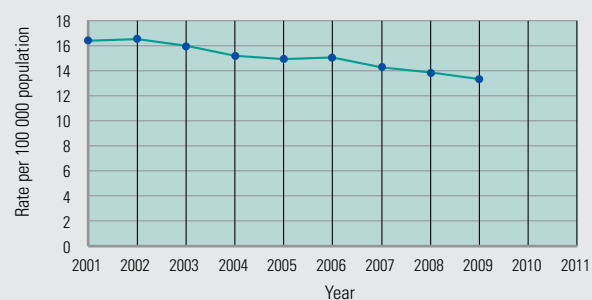
National prevalence surveys for non-fatal violence

Child maltreatment YES¹ Youth violence NO Intimate partner violence YES Sexual violence YES Elder abuse NO

Mechanism of homicide



Trends in homicides



Reported homicides (2011) N= 12086, Rate= 12.6/100 000 (–% M, –% F)

Sources: Mechanism: NSO/ Reported homicides: Police

Source: Civil and Vital Registration

¹ Subnational.



Population: 38 210 924

Gross national income per capita: US\$ 12 660

Income group: High

Income inequality: 32.73

ACTION PLANS, POLICIES AND LAWS RELEVANT TO SEVERAL TYPES OF VIOLENCE

National action plans				National social and educational policies	
Interpersonal violence	NO	Child maltreatment	YES	Incentives provided for high-risk youth to complete schooling	YES
Youth violence	YES	Intimate partner violence	YES	Housing policies to de-concentrate poverty	–
Sexual violence	NO	Elder abuse	YES		
Firearms				Alcohol	
Laws to regulate civilian access			YES	Adult (15+) per capita consumption (litres of pure alcohol)	12.5
Mandatory background check			YES	Patterns of drinking score	LEAST RISKY ①②③④⑤ MOST RISKY
Handguns/long guns/ automatic weapons			YES/YES/YES	Excise taxes	Beer: YES Wine: YES Spirits: YES
Carrying firearms in public			YES		
Programmes to reduce civilian firearm possession and use			NO		

LAWS AND PREVENTION PROGRAMMES BY TYPE OF VIOLENCE

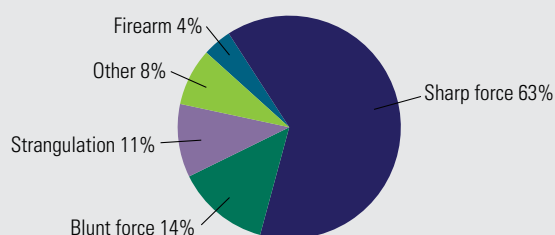
No response/don't know – Limited ① Partial ② Full ③			KEY	No response/ don't know – Once/few times ① Larger scale ②		
Child maltreatment laws			Enforcement	Child maltreatment prevention programmes		
Legal age of marriage (male/female)	16 / 16			Home visiting	YES	① ②
Against child marriage	YES		① ② ③	Parenting education	YES	① ②
Against statutory rape	YES		① ② ③	Training to recognise / avoid sexually abusive situations	YES	① ②
Against female genital mutilation	YES		① ② ③			
Ban on corporal punishment (all settings)	YES (YES)		–			
Youth violence laws				Youth violence prevention programmes		
Against weapons on school premises	YES		① ② ③	Pre-school enrichment	YES	① ②
Against gang or criminal group membership	YES		① ② ③	Life skills and social development training	YES	① ②
				Mentoring	YES	① ②
				After-school supervision	YES	① ②
				School anti-bullying	YES	① ②
Intimate partner violence laws				Intimate partner violence prevention programmes		
Against rape in marriage	YES		① ② ③	Dating violence prevention in schools	NO	–
Allowing removal of violent spouse from home	YES		① ② ③	Microfinance and gender equity training	NO	–
				Social and cultural norms change	YES	① ②
Sexual violence laws				Sexual violence prevention programmes		
Against rape	YES		① ② ③	School and college programmes	YES	① ②
Against contact sexual violence without rape	YES		① ② ③	Physical environment changes	NO	–
Against non-contact sexual violence	YES		① ② ③	Social and cultural norms change	YES	① ②
Elder abuse laws				Elder abuse prevention programmes		
Against elder abuse	NO		–	Professional awareness campaigns	NO	–
Against elder abuse in institutions	NO		–	Public information campaigns	YES	① ②
				Caregiver support	NO	–
				Residential care policies	NO	–
VICTIM LAWS				VICTIM SERVICES		
Providing for victim compensation	YES		–	Adult protective services	NO	–
Providing for victim legal representation	YES		① ② ③	Child protection services	YES	① ②
				Medico-legal services for sexual violence	YES	① ②
				Mental health services	YES	① ②

DATA ON VIOLENCE

National prevalence surveys for non-fatal violence

Child maltreatment YES Youth violence NO Intimate partner violence NO Sexual violence NO Elder abuse YES

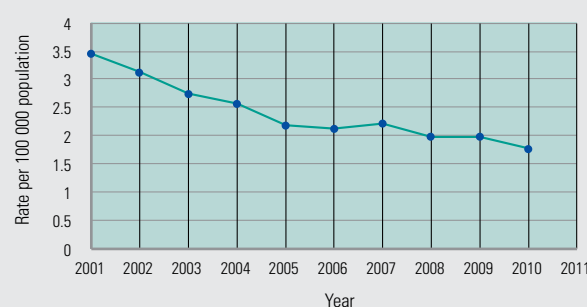
Mechanism of homicide



Reported homicides (2012) N= 310, Rate= 0.8/100 000 (61.6% M, 38.4% F)

Sources: Mechanism: Police/ Reported homicides: Police

Trends in homicides



Source: Police



Population: 10 603 804

Gross national income per capita: US\$ 20 620

Income group: High

Income inequality: 38.45

ACTION PLANS, POLICIES AND LAWS RELEVANT TO SEVERAL TYPES OF VIOLENCE

National action plans		National social and educational policies	
Interpersonal violence	NO	Child maltreatment	YES
Youth violence	YES	Intimate partner violence	YES
Sexual violence	NO	Elder abuse	NO
Firearms		Alcohol	
Laws to regulate civilian access	YES	Adult (15+) per capita consumption (litres of pure alcohol)	12.9
Mandatory background check	YES	Patterns of drinking score	LEAST RISKY ①②③④⑤ MOST RISKY
Handguns/long guns/ automatic weapons	YES/YES/YES	Excise taxes	Beer: YES Wine: NO Spirits: YES
Carrying firearms in public	YES		
Programmes to reduce civilian firearm possession and use	YES		

LAWS AND PREVENTION PROGRAMMES BY TYPE OF VIOLENCE

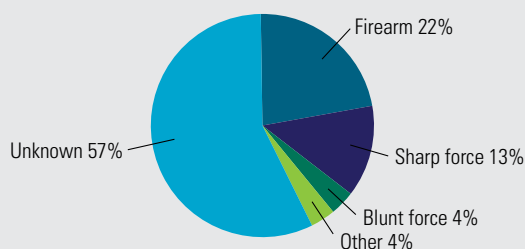
No response/don't know – Limited ① Partial ② Full ③			KEY	No response/ don't know – Once/few times ① Larger scale ②		
Child maltreatment laws			Enforcement	Child maltreatment prevention programmes		Implementation
Legal age of marriage (male/female)	16 / 16			Home visiting	YES	① ②
Against child marriage	–		–	Parenting education	YES	① ②
Against statutory rape	YES	① ② ③	① ② ③	Training to recognise / avoid sexually abusive situations	YES	① ②
Against female genital mutilation	YES	① ② ③	① ② ③			
Ban on corporal punishment (all settings)	YES (YES)	① ② ③	① ② ③			
Youth violence laws				Youth violence prevention programmes		
Against weapons on school premises	YES	① ② ③	① ② ③	Pre-school enrichment	YES	① ②
Against gang or criminal group membership	NO	–	–	Life skills and social development training	YES	① ②
				Mentoring	YES	① ②
				After-school supervision	YES	① ②
				School anti-bullying	YES	① ②
Intimate partner violence laws				Intimate partner violence prevention programmes		
Against rape in marriage	YES	① ② ③	① ② ③	Dating violence prevention in schools	YES	① ②
Allowing removal of violent spouse from home	YES	① ② ③	① ② ③	Microfinance and gender equity training	YES	① ②
				Social and cultural norms change	–	–
Sexual violence laws				Sexual violence prevention programmes		
Against rape	YES	① ② ③	① ② ③	School and college programmes	YES	① ②
Against contact sexual violence without rape	YES	① ② ③	① ② ③	Physical environment changes	YES	① ②
Against non-contact sexual violence	YES	① ② ③	① ② ③	Social and cultural norms change	YES	① ②
Elder abuse laws				Elder abuse prevention programmes		
Against elder abuse	YES	① ② ③	① ② ③	Professional awareness campaigns	YES	① ②
Against elder abuse in institutions	YES	① ② ③	① ② ③	Public information campaigns	YES	① ②
				Caregiver support	YES	① ②
				Residential care policies	–	–
VICTIM LAWS				VICTIM SERVICES		
Providing for victim compensation	YES	① ② ③	① ② ③	Adult protective services	NO	–
Providing for victim legal representation	YES	① ② ③	① ② ③	Child protection services	YES	① ②
				Medico-legal services for sexual violence	YES	① ②
				Mental health services	YES	① ②

DATA ON VIOLENCE

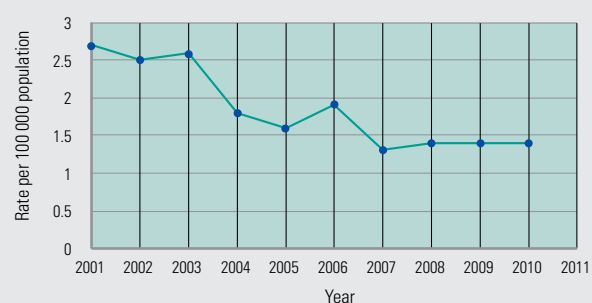
National prevalence surveys for non-fatal violence

Child maltreatment NO Youth violence NO Intimate partner violence YES Sexual violence NO Elder abuse YES

Mechanism of homicide



Trends in homicides



Reported homicides (2012) N= 149, Rate= 1.4/100 000 (68% M, 32% F)

Sources: Mechanism: Annual Report on Internal Security/ Reported homicides: Police

Source: Annual Report on Internal Security

¹ Subnational.



Population: 2 050 514

Gross national income per capita: US\$ 78 060

Income group: High

Income inequality: 41.1

ACTION PLANS, POLICIES AND LAWS RELEVANT TO SEVERAL TYPES OF VIOLENCE

National action plans		National social and educational policies	
Interpersonal violence	YES	Child maltreatment	YES
Youth violence	YES	Intimate partner violence	YES
Sexual violence	YES	Elder abuse	YES
Firearms		Alcohol	
Laws to regulate civilian access	YES	Adult (15+) per capita consumption (litres of pure alcohol)	1.5
Mandatory background check	YES	Patterns of drinking score	–
Handguns/long guns/ automatic weapons	YES/YES/YES	Excise taxes	Beer: Wine: Spirits:
Carrying firearms in public	YES		
Programmes to reduce civilian firearm possession and use	YES		

LAWS AND PREVENTION PROGRAMMES BY TYPE OF VIOLENCE

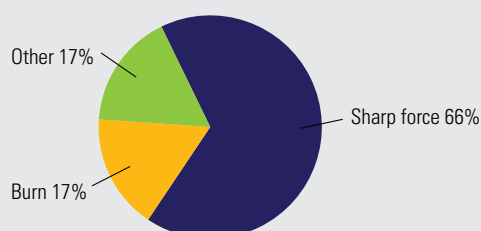
		KEY						
		No response/don't know –	Limited ①	Partial ②	Full ③	No response/ don't know –	Once/few times ①	Larger scale ②
Child maltreatment laws		Enforcement			Child maltreatment prevention programmes		Implementation	
Legal age of marriage (male/female)	18 / 16					Home visiting	YES	① ②
Against child marriage	YES	① ② ③				Parenting education	YES	① ②
Against statutory rape	YES	① ② ③				Training to recognise / avoid sexually abusive situations	YES	① ②
Against female genital mutilation	NO	–						
Ban on corporal punishment (all settings)	YES (YES)	① ② ③						
Youth violence laws		Enforcement			Youth violence prevention programmes		Implementation	
Against weapons on school premises	YES	① ② ③				Pre-school enrichment	YES	① ②
Against gang or criminal group membership	YES	① ② ③				Life skills and social development training	YES	① ②
						Mentoring	YES	① ②
						After-school supervision	YES	① ②
						School anti-bullying	YES	① ②
Intimate partner violence laws		Enforcement			Intimate partner violence prevention programmes		Implementation	
Against rape in marriage	–	–				Dating violence prevention in schools	NO	–
Allowing removal of violent spouse from home	–	–				Microfinance and gender equity training	NO	–
						Social and cultural norms change	YES	① ②
Sexual violence laws		Enforcement			Sexual violence prevention programmes		Implementation	
Against rape	YES	① ② ③				School and college programmes	YES	① ②
Against contact sexual violence without rape	YES	① ② ③				Physical environment changes	YES	① ②
Against non-contact sexual violence	YES	① ② ③				Social and cultural norms change	YES	① ②
Elder abuse laws		Enforcement			Elder abuse prevention programmes		Implementation	
Against elder abuse	YES	① ② ③				Professional awareness campaigns	YES	① ②
Against elder abuse in institutions	NO	–				Public information campaigns	YES	① ②
						Caregiver support	YES	① ②
						Residential care policies	YES	① ②
VICTIM LAWS		Enforcement			VICTIM SERVICES		Implementation	
Providing for victim compensation	YES	① ② ③				Adult protective services	YES	① ②
Providing for victim legal representation	YES	① ② ③				Child protection services	YES	① ②
						Medico-legal services for sexual violence	YES	① ②
						Mental health services	YES	① ②

DATA ON VIOLENCE


National prevalence surveys for non-fatal violence

Child maltreatment – Youth violence – Intimate partner violence – Sexual violence – Elder abuse –

Mechanism of homicide



Trends in homicides



Reported homicides (2011) N= 6, Rate= 0.3/100 000 (100% M, 0% F)

Sources: Mechanism: Ministry of Interior/ Reported homicides: Police



Population: 3 514 381

Gross national income per capita: US\$ 2 150

Income group: Middle

Income inequality: 33.03

ACTION PLANS, POLICIES AND LAWS RELEVANT TO SEVERAL TYPES OF VIOLENCE

National action plans		National social and educational policies	
Interpersonal violence	NO	Child maltreatment	NO
Youth violence	YES ¹	Intimate partner violence	NO
Sexual violence	YES ¹	Elder abuse	NO
Firearms		Alcohol	
Laws to regulate civilian access	YES	Adult (15+) per capita consumption (litres of pure alcohol)	16.8
Mandatory background check	YES	Patterns of drinking score	LEAST RISKY ①②③④⑤ MOST RISKY
Handguns/long guns/ automatic weapons	YES/YES/YES	Excise taxes	Beer: YES Wine: YES Spirits: YES
Carrying firearms in public	YES		
Programmes to reduce civilian firearm possession and use	YES		

LAWS AND PREVENTION PROGRAMMES BY TYPE OF VIOLENCE

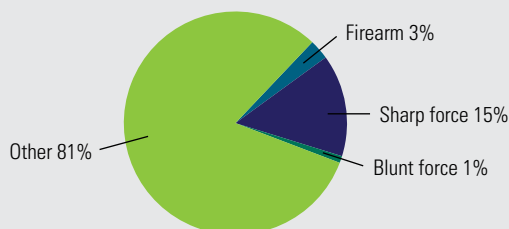
No response/don't know – Limited ① Partial ② Full ③			KEY	No response/ don't know – Once/few times ① Larger scale ②		
Child maltreatment laws			Enforcement	Child maltreatment prevention programmes		Implementation
Legal age of marriage (male/female)	18 / 18			Home visiting	YES	① ②
Against child marriage	YES	① ② ③		Parenting education	YES	① ②
Against statutory rape	YES	① ② ③		Training to recognise / avoid sexually abusive situations	NO	–
Against female genital mutilation	NO	–				
Ban on corporal punishment (all settings)	YES (YES)	① ② ③				
Youth violence laws				Youth violence prevention programmes		
Against weapons on school premises	YES	① ② ③		Pre-school enrichment	YES	① ②
Against gang or criminal group membership	NO	–		Life skills and social development training	YES	① ②
				Mentoring	YES	① ②
				After-school supervision	YES	① ②
				School anti-bullying	NO	–
Intimate partner violence laws				Intimate partner violence prevention programmes		
Against rape in marriage	YES	① ② ③		Dating violence prevention in schools	NO	–
Allowing removal of violent spouse from home	YES	① ② ③		Microfinance and gender equity training	NO	–
				Social and cultural norms change	YES	① ②
Sexual violence laws				Sexual violence prevention programmes		
Against rape	YES	① ② ③		School and college programmes	NO	–
Against contact sexual violence without rape	YES	① ② ③		Physical environment changes	YES	① ②
Against non-contact sexual violence	YES	① ② ③		Social and cultural norms change	YES	① ②
Elder abuse laws				Elder abuse prevention programmes		
Against elder abuse	YES	① ② ③		Professional awareness campaigns	YES	① ②
Against elder abuse in institutions	YES	① ② ③		Public information campaigns	YES	① ②
				Caregiver support	NO	–
				Residential care policies	YES	① ②
VICTIM LAWS				VICTIM SERVICES		
Providing for victim compensation	NO	–		Adult protective services	YES	① ②
Providing for victim legal representation	YES	① ② ③		Child protection services	YES	① ②
				Medico-legal services for sexual violence	YES	① ②
				Mental health services	NO	–

DATA ON VIOLENCE

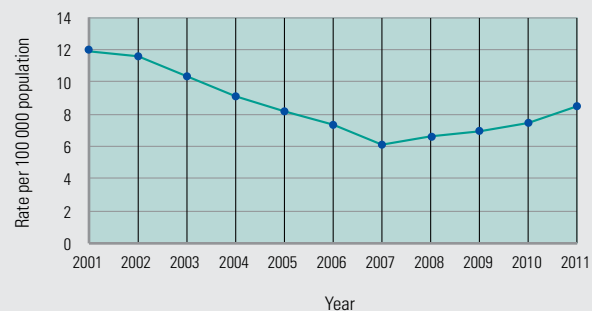
National prevalence surveys for non-fatal violence

Child maltreatment YES Youth violence NO Intimate partner violence YES Sexual violence NO Elder abuse NO

Mechanism of homicide



Trends in homicides



Reported homicides (2011) N= 304, Rate= 8.5/100 000 (81.6% M, 18.4% F)

Sources: Mechanism: Police/ Reported homicides: Police

Source: Police

¹ Subnational.



Population: 21 754 741

Gross national income per capita: US\$ 8 560

Income group: Middle

Income inequality: 27.42

ACTION PLANS, POLICIES AND LAWS RELEVANT TO SEVERAL TYPES OF VIOLENCE

National action plans		National social and educational policies	
Interpersonal violence	YES	Child maltreatment	YES
Youth violence	YES	Intimate partner violence	YES
Sexual violence	YES	Elder abuse	YES
Firearms		Alcohol	
Laws to regulate civilian access	YES	Adult (15+) per capita consumption (litres of pure alcohol)	14.4
Mandatory background check	YES	Patterns of drinking score	LEAST RISKY ①②③④⑤ MOST RISKY
Handguns/long guns/ automatic weapons	YES/YES/YES	Excise taxes	Beer: YES Wine: YES Spirits: YES
Carrying firearms in public	YES		
Programmes to reduce civilian firearm possession and use	NO		

LAWS AND PREVENTION PROGRAMMES BY TYPE OF VIOLENCE

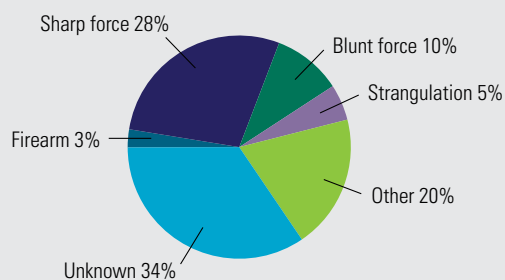
No response/don't know – Limited ① Partial ② Full ③		KEY		No response/ don't know – Once/few times ① Larger scale ②	
Child maltreatment laws		Enforcement		Child maltreatment prevention programmes	
Legal age of marriage (male/female)	18 / 18			Home visiting	YES ①②
Against child marriage	YES	①②③		Parenting education	YES ①②
Against statutory rape	YES	①②③		Training to recognise / avoid sexually abusive situations	YES ①②
Against female genital mutilation	YES	①②③			
Ban on corporal punishment (all settings)	YES (YES)	①②③		Youth violence prevention programmes	
Youth violence laws				Pre-school enrichment	YES ①②
Against weapons on school premises	YES	①②③		Life skills and social development training	YES ①②
Against gang or criminal group membership	YES	①②③		Mentoring	YES ①②
				After-school supervision	YES ①②
				School anti-bullying	YES ①②
Intimate partner violence laws				Intimate partner violence prevention programmes	
Against rape in marriage	YES	①②③		Dating violence prevention in schools	YES ①②
Allowing removal of violent spouse from home	YES	①②③		Microfinance and gender equity training	YES ①②
				Social and cultural norms change	YES ①②
Sexual violence laws				Sexual violence prevention programmes	
Against rape	YES	①②③		School and college programmes	YES ①②
Against contact sexual violence without rape	YES	①②③		Physical environment changes	YES ①②
Against non-contact sexual violence	YES	①②③		Social and cultural norms change	YES ①②
Elder abuse laws				Elder abuse prevention programmes	
Against elder abuse	YES	①②③		Professional awareness campaigns	NO –
Against elder abuse in institutions	YES	①②③		Public information campaigns	NO –
				Caregiver support	YES ①②
				Residential care policies	YES ①②
VICTIM LAWS				VICTIM SERVICES	
Providing for victim compensation	YES	①②③		Adult protective services	YES ①②
Providing for victim legal representation	YES	①②③		Child protection services	YES ①②
				Medico-legal services for sexual violence	YES ①②
				Mental health services	YES ①②

DATA ON VIOLENCE

National prevalence surveys for non-fatal violence

Child maltreatment YES Youth violence NO Intimate partner violence YES Sexual violence NO Elder abuse NO

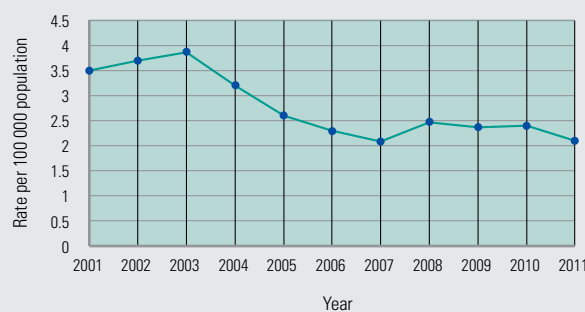
Mechanism of homicide



Reported homicides (2011) N= 421, Rate= 2.09/100 000 (64.6% M, 35.4% F)


Sources: Mechanism: National Institute for Public Health/ Reported homicides: VR

Trends in homicides



Source: National Institute of Legal Medicine

RUSSIAN FEDERATION



Population: 143 169 653

Gross national income per capita: US\$ 12 740

Income group: High

Income inequality: 40.11

ACTION PLANS, POLICIES AND LAWS RELEVANT TO SEVERAL TYPES OF VIOLENCE

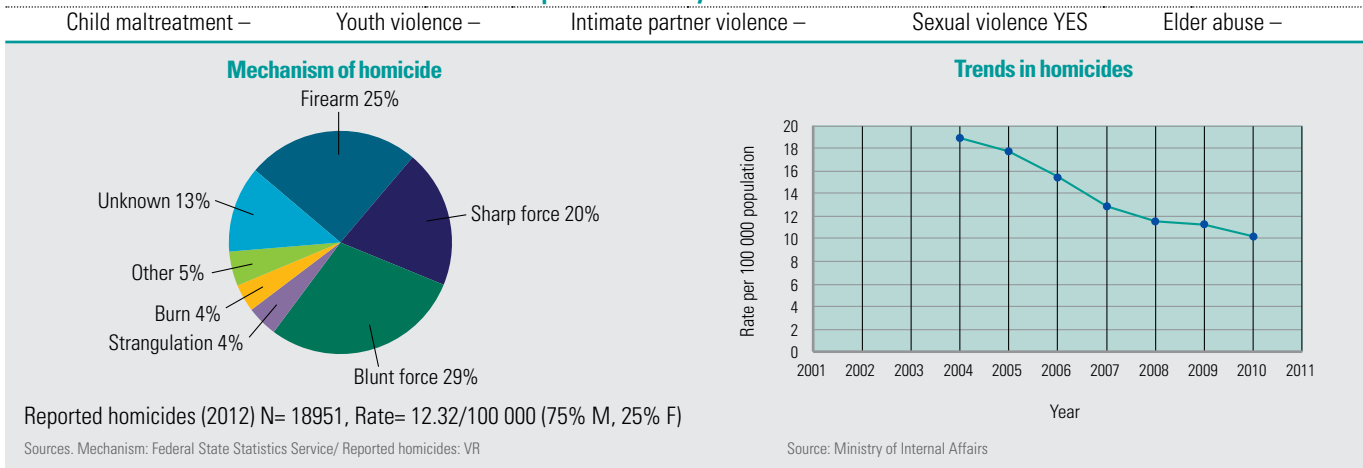
National action plans		National social and educational policies	
Interpersonal violence	YES	Child maltreatment	YES
Youth violence	YES	Intimate partner violence	NO
Sexual violence	YES ¹	Elder abuse	YES
Firearms		Alcohol	
Laws to regulate civilian access	YES	Adult (15+) per capita consumption (litres of pure alcohol)	15.1
Mandatory background check	YES	Patterns of drinking score	LEAST RISKY ①②③④⑤ MOST RISKY
Handguns/long guns/ automatic weapons	YES/YES/YES	Excise taxes	Beer: YES Wine: YES Spirits: YES
Carrying firearms in public	YES		
Programmes to reduce civilian firearm possession and use	YES ¹		

LAWS AND PREVENTION PROGRAMMES BY TYPE OF VIOLENCE

No response/don't know – Limited ① Partial ② Full ③		KEY	No response/ don't know – Once/few times ① Larger scale ②	
Child maltreatment laws		Enforcement	Child maltreatment prevention programmes	
Legal age of marriage (male/female)	18 / 18		Home visiting	NO –
Against child marriage	YES	①②③	Parenting education	NO –
Against statutory rape	YES	①②③	Training to recognise / avoid sexually abusive situations	YES ①②
Against female genital mutilation	NO	–		
Ban on corporal punishment (all settings)	YES (NO)	①②③		
Youth violence laws			Youth violence prevention programmes	
Against weapons on school premises	YES	①②③	Pre-school enrichment	NO –
Against gang or criminal group membership	YES	①②③	Life skills and social development training	YES ①②
			Mentoring	NO –
			After-school supervision	NO –
			School anti-bullying	NO –
Intimate partner violence laws			Intimate partner violence prevention programmes	
Against rape in marriage	YES	①②③	Dating violence prevention in schools	YES ①②
Allowing removal of violent spouse from home	NO	–	Microfinance and gender equity training	NO –
			Social and cultural norms change	YES ①②
Sexual violence laws			Sexual violence prevention programmes	
Against rape	YES	①②③	School and college programmes	NO –
Against contact sexual violence without rape	YES	①②③	Physical environment changes	YES ①②
Against non-contact sexual violence	YES	①②③	Social and cultural norms change	YES ①②
Elder abuse laws			Elder abuse prevention programmes	
Against elder abuse	NO	–	Professional awareness campaigns	YES ①②
Against elder abuse in institutions	NO	–	Public information campaigns	YES ①②
			Caregiver support	YES ①②
			Residential care policies	YES ①②
VICTIM LAWS			VICTIM SERVICES	
Providing for victim compensation	YES ¹	①②③	Adult protective services	NO –
Providing for victim legal representation	YES	①②③	Child protection services	YES ①②
			Medico-legal services for sexual violence	YES ①②
			Mental health services	YES ①②

DATA ON VIOLENCE

National prevalence surveys for non-fatal violence



¹ Subnational.



Population: 11 457 801

Gross national income per capita: US\$ 600

Income group: Low

Income inequality: 50.82

ACTION PLANS, POLICIES AND LAWS RELEVANT TO SEVERAL TYPES OF VIOLENCE

National action plans				National social and educational policies	
Interpersonal violence	YES	Child maltreatment	YES	Incentives provided for high-risk youth to complete schooling	YES
Youth violence	YES	Intimate partner violence	YES	Housing policies to de-concentrate poverty	NO
Sexual violence	YES	Elder abuse	YES		
Firearms				Alcohol	
Laws to regulate civilian access	YES			Adult (15+) per capita consumption (litres of pure alcohol)	9.8
Mandatory background check	YES			Patterns of drinking score	LEAST RISKY ①②③④⑤ MOST RISKY
Handguns/long guns/ automatic weapons	NO/YES/YES			Excise taxes	Beer: YES Wine: YES Spirits: YES
Carrying firearms in public	NO				
Programmes to reduce civilian firearm possession and use	YES				

LAWS AND PREVENTION PROGRAMMES BY TYPE OF VIOLENCE

No response/don't know – Limited ① Partial ② Full ③ **KEY** No response/ don't know – Once/few times ① Larger scale ②

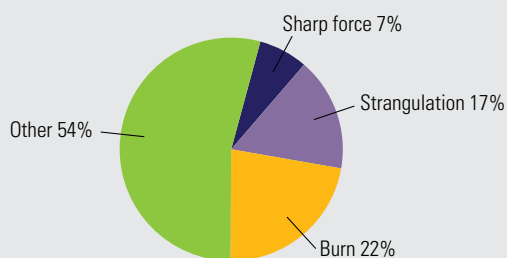
Child maltreatment laws			Enforcement	Child maltreatment prevention programmes			Implementation
Legal age of marriage (male/female)	21 / 21			Home visiting	YES		①②
Against child marriage	YES		①②③	Parenting education	YES		①②
Against statutory rape	YES		①②③	Training to recognise / avoid sexually abusive situations	YES		①②
Against female genital mutilation	NO		–				
Ban on corporal punishment (all settings)	YES (YES)		①②③				
Youth violence laws				Youth violence prevention programmes			
Against weapons on school premises	YES		①②③	Pre-school enrichment	YES		①②
Against gang or criminal group membership	YES		①②③	Life skills and social development training	YES		①②
				Mentoring	YES		①②
				After-school supervision	YES		①②
				School anti-bullying	YES		①②
Intimate partner violence laws				Intimate partner violence prevention programmes			
Against rape in marriage	YES		①②③	Dating violence prevention in schools	YES		①②
Allowing removal of violent spouse from home	YES		①②③	Microfinance and gender equity training	YES		①②
				Social and cultural norms change	YES		①②
Sexual violence laws				Sexual violence prevention programmes			
Against rape	YES		①②③	School and college programmes	YES		①②
Against contact sexual violence without rape	YES		①②③	Physical environment changes	YES		①②
Against non-contact sexual violence	YES		①②③	Social and cultural norms change	YES		①②
Elder abuse laws				Elder abuse prevention programmes			
Against elder abuse	YES		①②③	Professional awareness campaigns	YES		①②
Against elder abuse in institutions	YES		①②③	Public information campaigns	YES		①②
				Caregiver support	YES		①②
				Residential care policies	YES		①②
VICTIM LAWS				VICTIM SERVICES			
Providing for victim compensation	YES		①②③	Adult protective services	YES		①②
Providing for victim legal representation	YES		①②③	Child protection services	YES		①②
				Medico-legal services for sexual violence	YES		①②
				Mental health services	YES		①②

DATA ON VIOLENCE

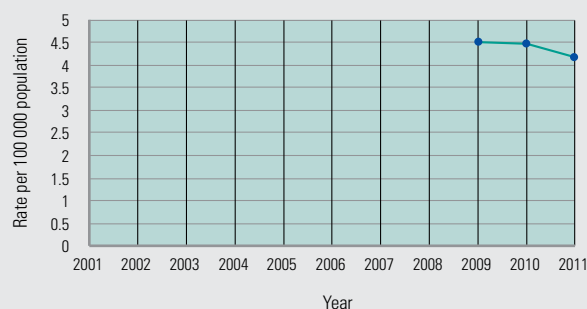
National prevalence surveys for non-fatal violence

Child maltreatment NO Youth violence NO Intimate partner violence YES Sexual violence YES Elder abuse NO

Mechanism of homicide



Trends in homicides



Reported homicides (2013) N= 500, Rate= 4.745/100 000 (45% M, 55% F)

Sources: Mechanism: Police/ Reported homicides: Police

Source: Police

ACTION PLANS, POLICIES AND LAWS RELEVANT TO SEVERAL TYPES OF VIOLENCE

National action plans		National social and educational policies	
Interpersonal violence	NO	Child maltreatment	NO
Youth violence	NO	Intimate partner violence	NO
Sexual violence	NO	Elder abuse	NO
Firearms		Alcohol	
Laws to regulate civilian access	YES	Adult (15+) per capita consumption (litres of pure alcohol)	3.6
Mandatory background check	YES	Patterns of drinking score	LEAST RISKY ①②③④⑤ MOST RISKY
Handguns/long guns/ automatic weapons	YES/YES/YES	Excise taxes	Beer: – Wine: – Spirits: –
Carrying firearms in public	YES		
Programmes to reduce civilian firearm possession and use	YES		

LAWS AND PREVENTION PROGRAMMES BY TYPE OF VIOLENCE

No response/don't know – Limited ① Partial ② Full ③		KEY		No response/ don't know – Once/few times ① Larger scale ②		
Child maltreatment laws			Enforcement	Child maltreatment prevention programmes		Implementation
Legal age of marriage (male/female)	18 / 16			Home visiting	NO	–
Against child marriage	YES		①②③	Parenting education	NO	–
Against statutory rape	YES		①②③	Training to recognise / avoid sexually abusive situations	NO	–
Against female genital mutilation	YES		①②③			
Ban on corporal punishment (all settings)	YES (YES)		①②③			
Youth violence laws				Youth violence prevention programmes		
Against weapons on school premises	YES		①②③	Pre-school enrichment	NO	–
Against gang or criminal group membership	YES		①②③	Life skills and social development training	NO	–
				Mentoring	NO	–
				After-school supervision	NO	–
				School anti-bullying	YES	①②
Intimate partner violence laws				Intimate partner violence prevention programmes		
Against rape in marriage	YES		①②③	Dating violence prevention in schools	YES	①②
Allowing removal of violent spouse from home	YES		①②③	Microfinance and gender equity training	YES	①②
				Social and cultural norms change	YES	①②
Sexual violence laws				Sexual violence prevention programmes		
Against rape	YES		①②③	School and college programmes	YES	①②
Against contact sexual violence without rape	YES		①②③	Physical environment changes	YES	①②
Against non-contact sexual violence	YES		①②③	Social and cultural norms change	YES	①②
Elder abuse laws				Elder abuse prevention programmes		
Against elder abuse	NO		–	Professional awareness campaigns	NO	–
Against elder abuse in institutions	NO		–	Public information campaigns	NO	–
				Caregiver support	NO	–
				Residential care policies	NO	–
VICTIM LAWS				VICTIM SERVICES		
Providing for victim compensation	NO		–	Adult protective services	NO	–
Providing for victim legal representation	YES		①②③	Child protection services	YES	①②
				Medico-legal services for sexual violence	YES	①②
				Mental health services	YES	①②

DATA ON VIOLENCE

National prevalence surveys for non-fatal violence

Child maltreatment YES Youth violence NO Intimate partner violence YES Sexual violence YES Elder abuse NO

Mechanism of homicide



Trends in homicides

YEAR	HOMICIDES PER 100 000
2009	8.6
2010	8.6
2013	3.2

Reported homicides (2013) N= 6, Rate= 3.15/100 000 (–% M, –% F)

Sources: Mechanism: -----/ Reported homicides: Police

Source: Ministry of Police and Prisons



Population: 31 247

Gross national income per capita: US\$ 51 470

Income group: High

Income inequality: –

ACTION PLANS, POLICIES AND LAWS RELEVANT TO SEVERAL TYPES OF VIOLENCE

National action plans		National social and educational policies	
Interpersonal violence	NO	Child maltreatment	NO
Youth violence	NO	Intimate partner violence	NO
Sexual violence	NO	Elder abuse	NO
Firearms		Alcohol	
Laws to regulate civilian access	YES	Adult (15+) per capita consumption (litres of pure alcohol)	–
Mandatory background check	YES	Patterns of drinking score	–
Handguns/long guns/ automatic weapons	YES/YES/YES	Excise taxes	Beer: YES Wine: NO Spirits: YES
Carrying firearms in public	YES		
Programmes to reduce civilian firearm possession and use	YES		

LAWS AND PREVENTION PROGRAMMES BY TYPE OF VIOLENCE

		Enforcement		Implementation	
		KEY		KEY	
		No response/ don't know – Limited ① Partial ② Full ③		No response/ don't know – Once/few times ① Larger scale ②	
Child maltreatment laws		Child maltreatment prevention programmes		Implementation	
Legal age of marriage (male/female)	18 / 18			Home visiting	NO –
Against child marriage	YES	① ② ③		Parenting education	NO –
Against statutory rape	YES	① ② ③		Training to recognise / avoid sexually abusive situations	NO –
Against female genital mutilation	YES	① ② ③			
Ban on corporal punishment (all settings)	YES (YES)	① ② ③			
Youth violence laws		Youth violence prevention programmes			
Against weapons on school premises	YES	① ② ③		Pre-school enrichment	NO –
Against gang or criminal group membership	YES	① ② ③		Life skills and social development training	NO –
				Mentoring	YES ① ②
				After-school supervision	YES ① ②
				School anti-bullying	YES ① ②
Intimate partner violence laws		Intimate partner violence prevention programmes			
Against rape in marriage	YES	① ② ③		Dating violence prevention in schools	YES ① ②
Allowing removal of violent spouse from home	YES	① ② ③		Microfinance and gender equity training	NO –
				Social and cultural norms change	YES ① ②
Sexual violence laws		Sexual violence prevention programmes			
Against rape	YES	① ② ③		School and college programmes	YES ① ②
Against contact sexual violence without rape	YES	① ② ③		Physical environment changes	YES ① ②
Against non-contact sexual violence	YES	① ② ③		Social and cultural norms change	YES ① ②
Elder abuse laws		Elder abuse prevention programmes			
Against elder abuse	YES	① ② ③		Professional awareness campaigns	NO –
Against elder abuse in institutions	YES	① ② ③		Public information campaigns	NO –
				Caregiver support	YES ① ②
				Residential care policies	YES ① ②
VICTIM LAWS		VICTIM SERVICES			
Providing for victim compensation	YES	① ② ③		Adult protective services	YES ① ②
Providing for victim legal representation	YES	① ② ③		Child protection services	YES ① ②
				Medico-legal services for sexual violence	YES ① ②
				Mental health services	YES ① ②

DATA ON VIOLENCE

National prevalence surveys for non-fatal violence

Child maltreatment NO Youth violence NO Intimate partner violence NO Sexual violence NO Elder abuse NO

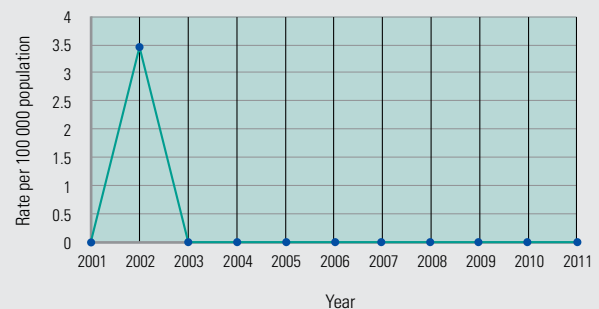
Mechanism of homicide¹



Reported homicides (2011) N= 0, Rate= 0/100 000 (0% M, 0% F)

Sources: Mechanism: Country questionnaire/ Reported homicides: Police

Trends in homicides²



Source: Police

¹ No homicides were recorded for the year 2011, and therefore there is no data on mechanisms.

² Zero homicides were reported for the years 2001, and 2003 to 2011.

SAO TOME AND PRINCIPE



Population: 188 098

Gross national income per capita: US\$ 1310

Income group: Middle

Income inequality: 50.82

ACTION PLANS, POLICIES AND LAWS RELEVANT TO SEVERAL TYPES OF VIOLENCE

National action plans		National social and educational policies	
Interpersonal violence	NO	Child maltreatment	NO
Youth violence	NO	Intimate partner violence	YES
Sexual violence	YES	Elder abuse	NO
Firearms		Alcohol	
Laws to regulate civilian access	YES	Adult (15+) per capita consumption (litres of pure alcohol)	7.1
Mandatory background check	YES	Patterns of drinking score	LEAST RISKY ①②③④⑤ MOST RISKY
Handguns/long guns/ automatic weapons	YES/YES/YES	Excise taxes	Beer: NO Wine: NO Spirits: NO
Carrying firearms in public	YES		
Programmes to reduce civilian firearm possession and use	NO		

LAWS AND PREVENTION PROGRAMMES BY TYPE OF VIOLENCE

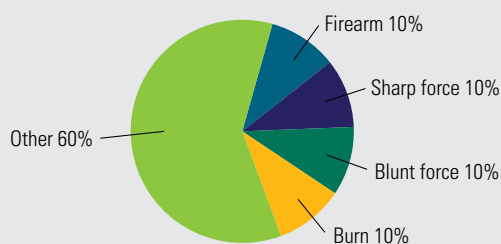
No response/don't know – Limited ① Partial ② Full ③		KEY	No response/ don't know – Once/few times ① Larger scale ②	
Child maltreatment laws		Enforcement	Child maltreatment prevention programmes	
Legal age of marriage (male/female)	14 / 14		Home visiting	NO –
Against child marriage	YES	①②③	Parenting education	NO –
Against statutory rape	YES	①②③	Training to recognise / avoid sexually abusive situations	YES ①②
Against female genital mutilation	YES	①②③		
Ban on corporal punishment (all settings)	YES (YES)	①②③		
Youth violence laws			Youth violence prevention programmes	
Against weapons on school premises	YES	①②③	Pre-school enrichment	YES ①②
Against gang or criminal group membership	YES	①②③	Life skills and social development training	NO –
			Mentoring	NO –
			After-school supervision	NO –
			School anti-bullying	NO –
Intimate partner violence laws			Intimate partner violence prevention programmes	
Against rape in marriage	YES	①②③	Dating violence prevention in schools	NO –
Allowing removal of violent spouse from home	YES	①②③	Microfinance and gender equity training	NO –
			Social and cultural norms change	NO –
Sexual violence laws			Sexual violence prevention programmes	
Against rape	YES	①②③	School and college programmes	YES ①②
Against contact sexual violence without rape	YES	①②③	Physical environment changes	YES ①②
Against non-contact sexual violence	YES	①②③	Social and cultural norms change	YES ①②
Elder abuse laws			Elder abuse prevention programmes	
Against elder abuse	YES	①②③	Professional awareness campaigns	YES ①②
Against elder abuse in institutions	NO	–	Public information campaigns	YES ①②
			Caregiver support	NO –
			Residential care policies	YES ①②
VICTIM LAWS			VICTIM SERVICES	
Providing for victim compensation	YES	–	Adult protective services	NO –
Providing for victim legal representation	YES	①②③	Child protection services	YES ①②
			Medico-legal services for sexual violence	NO –
			Mental health services	NO –

DATA ON VIOLENCE

National prevalence surveys for non-fatal violence

Child maltreatment NO Youth violence NO Intimate partner violence NO Sexual violence NO Elder abuse NO

Mechanism of homicide



Trends in homicides

YEAR	HOMICIDES PER 100 000
2011	4.2
2012	2.6
2013	5.3

Reported homicides (2013) N= 10, Rate= 5.3/100 000 (40% M, 60% F)

Sources: Mechanism: General Public Attorney Office/ Reported homicides: Police

Source: General Public Attorney Office

Population: 28 287 855

Gross national income per capita: US\$ 24 660

Income group: High

Income inequality: –

ACTION PLANS, POLICIES AND LAWS RELEVANT TO SEVERAL TYPES OF VIOLENCE

National action plans		National social and educational policies	
Interpersonal violence	YES	Child maltreatment	YES
Youth violence	–	Intimate partner violence	YES
Sexual violence	YES	Elder abuse	NO
Firearms		Alcohol	
Laws to regulate civilian access	YES	Adult (15+) per capita consumption (litres of pure alcohol)	0.2
Mandatory background check	YES	Patterns of drinking score	–
Handguns/long guns/ automatic weapons	YES/YES/YES	Excise taxes	Beer: – Wine: – Spirits: –
Carrying firearms in public	YES		
Programmes to reduce civilian firearm possession and use	YES		

LAWS AND PREVENTION PROGRAMMES BY TYPE OF VIOLENCE

		Enforcement		Implementation	
		KEY		KEY	
		No response/ don't know – Limited ① Partial ② Full ③		No response/ don't know – Once/few times ① Larger scale ②	
Child maltreatment laws		Child maltreatment prevention programmes		Implementation	
Legal age of marriage (male/female)	– / –			Home visiting	YES ① ②
Against child marriage	NO			Parenting education	YES ① ②
Against statutory rape	YES	① ② ③		Training to recognise / avoid sexually abusive situations	YES ① ②
Against female genital mutilation	NO				
Ban on corporal punishment (all settings)	YES (NO)	① ② ③			
Youth violence laws		Youth violence prevention programmes		Implementation	
Against weapons on school premises	YES	① ② ③		Pre-school enrichment	YES ① ②
Against gang or criminal group membership	YES	① ② ③		Life skills and social development training	YES ① ②
				Mentoring	YES ① ②
				After-school supervision	YES ① ②
				School anti-bullying	YES ① ②
Intimate partner violence laws		Intimate partner violence prevention programmes		Implementation	
Against rape in marriage	–			Dating violence prevention in schools	NO –
Allowing removal of violent spouse from home	YES	① ② ③		Microfinance and gender equity training	NO –
				Social and cultural norms change	YES ① ②
Sexual violence laws		Sexual violence prevention programmes		Implementation	
Against rape	YES	① ② ③		School and college programmes	YES ① ②
Against contact sexual violence without rape	YES	① ② ③		Physical environment changes	YES ① ②
Against non-contact sexual violence	YES	① ② ③		Social and cultural norms change	YES ① ②
Elder abuse laws		Elder abuse prevention programmes		Implementation	
Against elder abuse	YES	① ② ③		Professional awareness campaigns	YES ① ②
Against elder abuse in institutions	YES	① ② ③		Public information campaigns	YES ① ②
				Caregiver support	YES ① ②
				Residential care policies	YES ① ②
VICTIM LAWS		VICTIM SERVICES		Implementation	
Providing for victim compensation	YES	① ② ③		Adult protective services	YES ① ②
Providing for victim legal representation	–			Child protection services	YES ① ②
				Medico-legal services for sexual violence	YES ① ②
				Mental health services	YES ① ②

DATA ON VIOLENCE

National prevalence surveys for non-fatal violence

Child maltreatment – Youth violence – Intimate partner violence – Sexual violence – Elder abuse –

Mechanism of homicide



Trends in homicides



ACTION PLANS, POLICIES AND LAWS RELEVANT TO SEVERAL TYPES OF VIOLENCE

National action plans		National social and educational policies	
Interpersonal violence	NO	Child maltreatment	NO
Youth violence	NO	Intimate partner violence	NO
Sexual violence	NO	Elder abuse	NO
Firearms		Alcohol	
Laws to regulate civilian access	YES	Adult (15+) per capita consumption (litres of pure alcohol)	0.6
Mandatory background check	YES	Patterns of drinking score	LEAST RISKY ①②③④⑤ MOST RISKY
Handguns/long guns/ automatic weapons	YES/YES/YES	Excise taxes	Beer: YES Wine: YES Spirits: NO
Carrying firearms in public	YES		
Programmes to reduce civilian firearm possession and use	YES		

LAWS AND PREVENTION PROGRAMMES BY TYPE OF VIOLENCE

No response/don't know – Limited ① Partial ② Full ③			KEY	No response/ don't know – Once/few times ① Larger scale ②		
Child maltreatment laws			Enforcement	Child maltreatment prevention programmes		
Legal age of marriage (male/female)	18 / 18			Home visiting	NO	–
Against child marriage	YES		① ② ③	Parenting education	YES	① ②
Against statutory rape	YES		① ② ③	Training to recognise / avoid sexually abusive situations	YES	① ②
Against female genital mutilation	YES		① ② ③			
Ban on corporal punishment (all settings)	YES (YES)		① ② ③	Youth violence prevention programmes		
Youth violence laws				Pre-school enrichment	NO	–
Against weapons on school premises	NO		–	Life skills and social development training	YES	① ②
Against gang or criminal group membership	YES		① ② ③	Mentoring	YES	① ②
				After-school supervision	NO	–
				School anti-bullying	NO	–
Intimate partner violence laws				Intimate partner violence prevention programmes		
Against rape in marriage	YES		① ② ③	Dating violence prevention in schools	YES	① ②
Allowing removal of violent spouse from home	YES		① ② ③	Microfinance and gender equity training	NO	–
				Social and cultural norms change	YES	① ②
Sexual violence laws				Sexual violence prevention programmes		
Against rape	YES		① ② ③	School and college programmes	YES	① ②
Against contact sexual violence without rape	YES		① ② ③	Physical environment changes	NO	–
Against non-contact sexual violence	YES		① ② ③	Social and cultural norms change	YES	① ②
Elder abuse laws				Elder abuse prevention programmes		
Against elder abuse	NO		–	Professional awareness campaigns	NO	–
Against elder abuse in institutions	NO		–	Public information campaigns	NO	–
				Caregiver support	NO	–
				Residential care policies	NO	–
VICTIM LAWS				VICTIM SERVICES		
Providing for victim compensation	NO		–	Adult protective services	NO	–
Providing for victim legal representation	YES		① ② ③	Child protection services	YES	① ②
				Medico-legal services for sexual violence	YES	① ②
				Mental health services	YES	① ②

DATA ON VIOLENCE

National prevalence surveys for non-fatal violence

Child maltreatment NO Youth violence NO Intimate partner violence NO Sexual violence YES¹ Elder abuse NO

Mechanism of homicide



Trends in homicides



Reported homicides (2013) N= 25, Rate= 0.2/100 000 (–% M, –% F)

Sources. Mechanism: —/ Reported homicides: Police

¹ Subnational.

ACTION PLANS, POLICIES AND LAWS RELEVANT TO SEVERAL TYPES OF VIOLENCE

National action plans				National social and educational policies			
Interpersonal violence	NO	Child maltreatment	YES	Incentives provided for high-risk youth to complete schooling	YES		
Youth violence	YES	Intimate partner violence	YES	Housing policies to de-concentrate poverty	YES		
Sexual violence	YES	Elder abuse	NO				
Firearms				Alcohol			
Laws to regulate civilian access	YES			Adult (15+) per capita consumption (litres of pure alcohol)	12.6		
Mandatory background check	YES			Patterns of drinking score	LEAST RISKY ①②③④⑤ MOST RISKY		
Handguns/long guns/ automatic weapons	YES/YES/YES			Excise taxes	Beer: YES	Wine: YES	Spirits: YES
Carrying firearms in public	YES						
Programmes to reduce civilian firearm possession and use	YES						

LAWS AND PREVENTION PROGRAMMES BY TYPE OF VIOLENCE

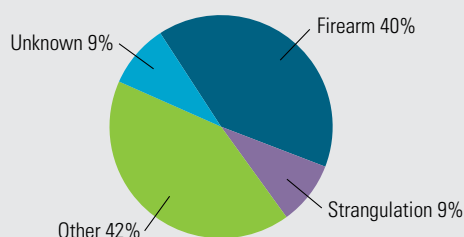
		No response/don't know –	Limited ①	Partial ②	Full ③	KEY	No response/ don't know –	Once/few times ①	Larger scale ②	
Child maltreatment laws		Enforcement					Child maltreatment prevention programmes		Implementation	
Legal age of marriage (male/female)	18 / 18						Home visiting	YES	① ②	
Against child marriage	YES	① ② ③					Parenting education	YES	① ②	
Against statutory rape	YES	① ② ③					Training to recognise / avoid sexually abusive situations	YES	① ②	
Against female genital mutilation	NO	–								
Ban on corporal punishment (all settings)	YES (NO)	① ② ③								
Youth violence laws		Enforcement					Youth violence prevention programmes		Implementation	
Against weapons on school premises	YES	① ② ③					Pre-school enrichment	YES	① ②	
Against gang or criminal group membership	YES	① ② ③					Life skills and social development training	YES	① ②	
							Mentoring	NO	–	
							After-school supervision	NO	–	
							School anti-bullying	YES	① ②	
Intimate partner violence laws		Enforcement					Intimate partner violence prevention programmes		Implementation	
Against rape in marriage	YES	–					Dating violence prevention in schools	NO	–	
Allowing removal of violent spouse from home	YES	–					Microfinance and gender equity training	YES	① ②	
							Social and cultural norms change	YES	① ②	
Sexual violence laws		Enforcement					Sexual violence prevention programmes		Implementation	
Against rape	YES	① ② ③					School and college programmes	YES	① ②	
Against contact sexual violence without rape	YES	① ② ③					Physical environment changes	NO	–	
Against non-contact sexual violence	YES	–					Social and cultural norms change	YES	① ②	
Elder abuse laws		Enforcement					Elder abuse prevention programmes		Implementation	
Against elder abuse	NO	–					Professional awareness campaigns	YES	① ②	
Against elder abuse in institutions	NO	–					Public information campaigns	YES	① ②	
							Caregiver support	YES	① ②	
							Residential care policies	YES	① ②	
VICTIM LAWS		Enforcement					VICTIM SERVICES		Implementation	
Providing for victim compensation	NO	–					Adult protective services	YES	① ②	
Providing for victim legal representation	YES	① ② ③					Child protection services	YES	① ②	
							Medico-legal services for sexual violence	YES	① ②	
							Mental health services	YES	① ②	

DATA ON VIOLENCE

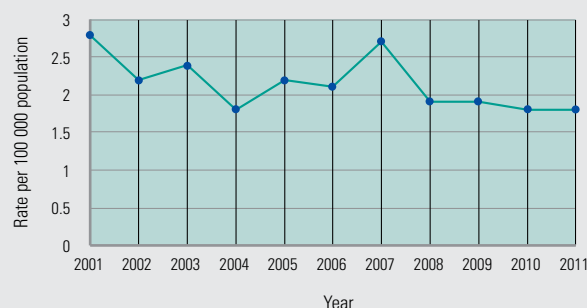
National prevalence surveys for non-fatal violence

Child maltreatment YES Youth violence YES Intimate partner violence YES Sexual violence YES Elder abuse YES

Mechanism of homicide¹



Trends in homicides



Reported homicides (2011) N= 130, Rate= 1.8/100 000 (70% M, 30% F)

Sources: Mechanism: Statistical Office/ Reported homicides: VR

Source: Statistical Office

¹ Blunt and sharp force were reported as one category, and are included in other. Firearm includes deaths reported as due to 'explosives'.



Population: 92 339

Gross national income per capita: US\$ 11 590

Income group: Middle

Income inequality: 65.77

ACTION PLANS, POLICIES AND LAWS RELEVANT TO SEVERAL TYPES OF VIOLENCE

National action plans		National social and educational policies	
Interpersonal violence	YES ¹	Child maltreatment	YES ¹
Youth violence	YES ¹	Intimate partner violence	YES
Sexual violence	YES	Elder abuse	YES ¹
Firearms		Alcohol	
Laws to regulate civilian access	YES	Adult (15+) per capita consumption (litres of pure alcohol)	5.6
Mandatory background check	NO	Patterns of drinking score	LEAST RISKY ①②③④⑤ MOST RISKY
Handguns/long guns/ automatic weapons	YES/YES/YES	Excise taxes	Beer: YES Wine: YES Spirits: YES
Carrying firearms in public	YES		
Programmes to reduce civilian firearm possession and use	YES		

LAWS AND PREVENTION PROGRAMMES BY TYPE OF VIOLENCE

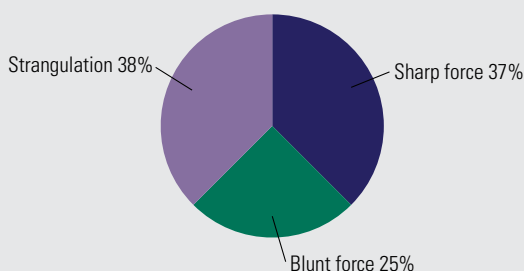
No response/don't know – Limited ① Partial ② Full ③			KEY	No response/ don't know – Once/few times ① Larger scale ②		
Child maltreatment laws			Enforcement	Child maltreatment prevention programmes		
Legal age of marriage (male/female)	18 / 18			Home visiting	YES	① ②
Against child marriage	YES		① ② ③	Parenting education	YES	① ②
Against statutory rape	YES		① ② ③	Training to recognise / avoid sexually abusive situations	YES	① ②
Against female genital mutilation	NO		–			
Ban on corporal punishment (all settings)	YES (–)		① ② ③			
Youth violence laws				Youth violence prevention programmes		
Against weapons on school premises	YES ¹		① ② ③	Pre-school enrichment	NO	–
Against gang or criminal group membership	NO		–	Life skills and social development training	YES	① ②
				Mentoring	YES	① ②
				After-school supervision	YES	① ②
				School anti-bullying	YES	① ②
Intimate partner violence laws				Intimate partner violence prevention programmes		
Against rape in marriage	NO		–	Dating violence prevention in schools	YES	① ②
Allowing removal of violent spouse from home	YES		① ② ③	Microfinance and gender equity training	NO	–
				Social and cultural norms change	YES	① ②
Sexual violence laws				Sexual violence prevention programmes		
Against rape	YES		① ② ③	School and college programmes	YES	① ②
Against contact sexual violence without rape	YES		① ② ③	Physical environment changes	YES	① ②
Against non-contact sexual violence	YES		① ② ③	Social and cultural norms change	YES	① ②
Elder abuse laws				Elder abuse prevention programmes		
Against elder abuse	YES		① ② ③	Professional awareness campaigns	NO	–
Against elder abuse in institutions	NO		–	Public information campaigns	YES	① ②
				Caregiver support	YES	① ②
				Residential care policies	YES	① ②
VICTIM LAWS				VICTIM SERVICES		
Providing for victim compensation	NO		–	Adult protective services	YES	① ②
Providing for victim legal representation	YES		① ② ③	Child protection services	YES	① ②
				Medico-legal services for sexual violence	YES	① ②
				Mental health services	YES	① ②

DATA ON VIOLENCE

National prevalence surveys for non-fatal violence

Child maltreatment NO Youth violence NO Intimate partner violence NO Sexual violence NO Elder abuse NO

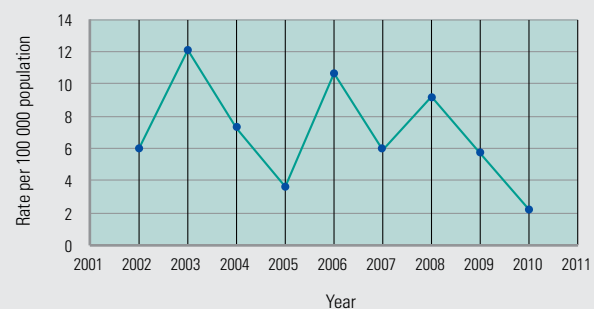
Mechanism of homicide



Reported homicides (2011) N= 8, Rate= 9.15/100 000 (62.5% M, 37.5% F)

Sources: Mechanism: —/ Reported homicides: VR

Trends in homicides



Source: Country questionnaire

¹ Subnational.



Population: 5 303 264

Gross national income per capita: US\$ 51 090

Income group: High

Income inequality: 42.48

ACTION PLANS, POLICIES AND LAWS RELEVANT TO SEVERAL TYPES OF VIOLENCE

National action plans		National social and educational policies	
Interpersonal violence	NO	Child maltreatment	NO
Youth violence	NO	Intimate partner violence	NO
Sexual violence	NO	Elder abuse	NO
Firearms		Alcohol	
Laws to regulate civilian access	YES	Adult (15+) per capita consumption (litres of pure alcohol)	2
Mandatory background check	YES	Patterns of drinking score	LEAST RISKY ①②③④⑤ MOST RISKY
Handguns/long guns/ automatic weapons	YES/YES/YES	Excise taxes	Beer: YES Wine: YES Spirits: YES
Carrying firearms in public	YES		
Programmes to reduce civilian firearm possession and use	NO		

LAWS AND PREVENTION PROGRAMMES BY TYPE OF VIOLENCE

No response/don't know – Limited ① Partial ② Full ③ **KEY** No response/ don't know – Once/few times ① Larger scale ②

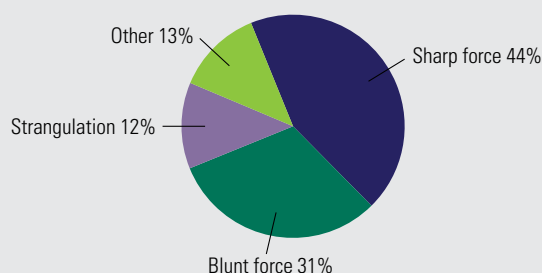
Law/Programme	Enforcement	Child maltreatment prevention programmes	Implementation
Child maltreatment laws			
Legal age of marriage (male/female)	21 / 21	Home visiting	YES ①②
Against child marriage	YES ①②③	Parenting education	YES ①②
Against statutory rape	YES ①②③	Training to recognise / avoid sexually abusive situations	YES ①②
Against female genital mutilation	NO –		
Ban on corporal punishment (all settings)	NO (–)		
Youth violence laws		Youth violence prevention programmes	
Against weapons on school premises	YES ①②③	Pre-school enrichment	NO –
Against gang or criminal group membership	YES ①②③	Life skills and social development training	YES ①②
		Mentoring	YES ①②
		After-school supervision	YES ①②
		School anti-bullying	YES ①②
Intimate partner violence laws		Intimate partner violence prevention programmes	
Against rape in marriage	YES ①②③	Dating violence prevention in schools	YES ①②
Allowing removal of violent spouse from home	YES ①②③	Microfinance and gender equity training	NO –
		Social and cultural norms change	NO –
Sexual violence laws		Sexual violence prevention programmes	
Against rape	YES ①②③	School and college programmes	YES ①②
Against contact sexual violence without rape	YES ①②③	Physical environment changes	YES ①②
Against non-contact sexual violence	YES ①②③	Social and cultural norms change	NO –
Elder abuse laws		Elder abuse prevention programmes	
Against elder abuse	YES ①②③	Professional awareness campaigns	NO –
Against elder abuse in institutions	NO –	Public information campaigns	YES ①②
		Caregiver support	YES ①②
		Residential care policies	YES ①②
VICTIM LAWS		VICTIM SERVICES	
Providing for victim compensation	NO –	Adult protective services	YES ①②
Providing for victim legal representation	YES ①②③	Child protection services	YES ①②
		Medico-legal services for sexual violence	YES ①②
		Mental health services	YES ①②

DATA ON VIOLENCE

National prevalence surveys for non-fatal violence

Child maltreatment NO Youth violence NO Intimate partner violence NO Sexual violence NO Elder abuse NO

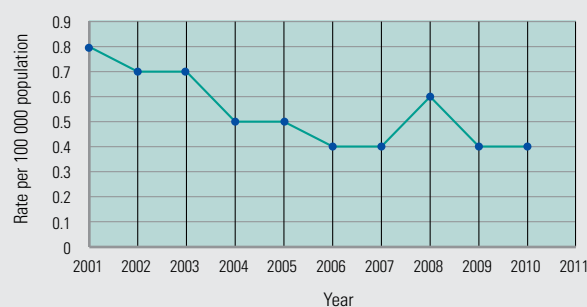
Mechanism of homicide



Reported homicides (2013) N= 17, Rate= 0.3/100 000 (64.7% M, 35.3% F)

Sources. Mechanism: Police/ Reported homicides: Police

Trends in homicides



Source: Police

ACTION PLANS, POLICIES AND LAWS RELEVANT TO SEVERAL TYPES OF VIOLENCE

National action plans		National social and educational policies	
Interpersonal violence	YES	Child maltreatment	YES
Youth violence	YES	Intimate partner violence	YES
Sexual violence	YES	Elder abuse	YES
Firearms		Alcohol	
Laws to regulate civilian access	YES	Adult (15+) per capita consumption (litres of pure alcohol)	13
Mandatory background check	YES	Patterns of drinking score	LEAST RISKY ①②③④⑤ MOST RISKY
Handguns/long guns/ automatic weapons	YES/YES/YES	Excise taxes	Beer: YES Wine: YES Spirits: YES
Carrying firearms in public	YES		
Programmes to reduce civilian firearm possession and use	YES		

LAWS AND PREVENTION PROGRAMMES BY TYPE OF VIOLENCE

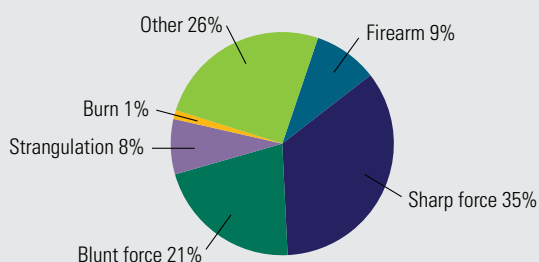
No response/don't know – Limited ① Partial ② Full ③			KEY	No response/ don't know – Once/few times ① Larger scale ②		
Child maltreatment laws			Enforcement	Child maltreatment prevention programmes		Implementation
Legal age of marriage (male/female)	17 / 17			Home visiting	YES	① ②
Against child marriage	YES		① ② ③	Parenting education	YES	① ②
Against statutory rape	YES		① ② ③	Training to recognise / avoid sexually abusive situations	YES	① ②
Against female genital mutilation	YES		① ② ③			
Ban on corporal punishment (all settings)	YES (YES)		① ② ③			
Youth violence laws				Youth violence prevention programmes		
Against weapons on school premises	YES		① ② ③	Pre-school enrichment	YES	① ②
Against gang or criminal group membership	YES		① ② ③	Life skills and social development training	YES	① ②
				Mentoring	YES	① ②
				After-school supervision	YES	① ②
				School anti-bullying	YES	① ②
Intimate partner violence laws				Intimate partner violence prevention programmes		
Against rape in marriage	YES		① ② ③	Dating violence prevention in schools	YES	① ②
Allowing removal of violent spouse from home	YES		① ② ③	Microfinance and gender equity training	YES	① ②
				Social and cultural norms change	YES	① ②
Sexual violence laws				Sexual violence prevention programmes		
Against rape	YES		① ② ③	School and college programmes	YES	① ②
Against contact sexual violence without rape	YES		① ② ③	Physical environment changes	YES	① ②
Against non-contact sexual violence	YES		① ② ③	Social and cultural norms change	YES	① ②
Elder abuse laws				Elder abuse prevention programmes		
Against elder abuse	NO		–	Professional awareness campaigns	YES	① ②
Against elder abuse in institutions	–		–	Public information campaigns	YES	① ②
				Caregiver support	YES	① ②
				Residential care policies	YES	① ②
VICTIM LAWS				VICTIM SERVICES		
Providing for victim compensation	YES		① ② ③	Adult protective services	YES	① ②
Providing for victim legal representation	YES		① ② ③	Child protection services	YES	① ②
				Medico-legal services for sexual violence	YES	① ②
				Mental health services	YES	① ②

DATA ON VIOLENCE

National prevalence surveys for non-fatal violence

Child maltreatment YES Youth violence YES¹ Intimate partner violence YES Sexual violence NO Elder abuse YES¹

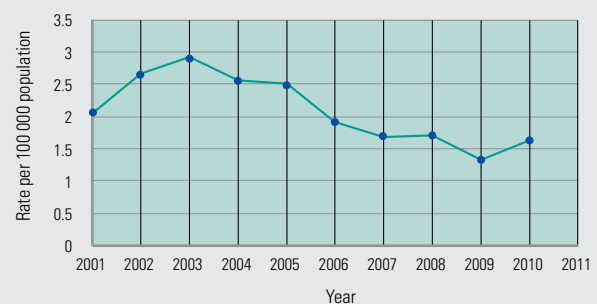
Mechanism of homicide



Reported homicides (2011) N= 93, Rate= 1.72/100 000 (–% M, –% F)

Sources: Mechanism: Civil and Vital Registration/ Reported homicides: Police

Trends in homicides



Source: Civil and Vital Registration

¹ Subnational.

SLOVENIA



Population: 2 067 717

Gross national income per capita: US\$ 22 830

Income group: High

Income inequality: 31.15

ACTION PLANS, POLICIES AND LAWS RELEVANT TO SEVERAL TYPES OF VIOLENCE

National action plans				National social and educational policies	
Interpersonal violence	NO	Child maltreatment	YES	Incentives provided for high-risk youth to complete schooling	YES
Youth violence	YES	Intimate partner violence	YES	Housing policies to de-concentrate poverty	NO
Sexual violence	YES	Elder abuse	NO		
Firearms				Alcohol	
Laws to regulate civilian access	YES			Adult (15+) per capita consumption (litres of pure alcohol)	11.6
Mandatory background check	YES			Patterns of drinking score	LEAST RISKY ①②③④⑤ MOST RISKY
Handguns/long guns/ automatic weapons	YES/YES/YES			Excise taxes	Beer: YES Wine: YES Spirits: YES
Carrying firearms in public	YES				
Programmes to reduce civilian firearm possession and use	NO				

LAWS AND PREVENTION PROGRAMMES BY TYPE OF VIOLENCE

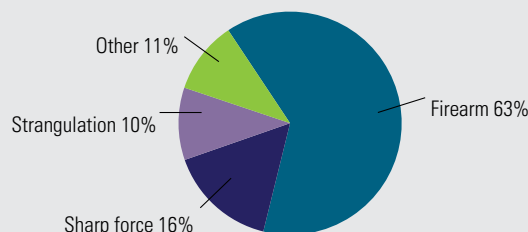
No response/don't know – Limited ① Partial ② Full ③			KEY	No response/ don't know – Once/few times ① Larger scale ②		
Child maltreatment laws			Enforcement	Child maltreatment prevention programmes		
Legal age of marriage (male/female)	18 / 18			Home visiting	NO	–
Against child marriage	YES	①②③		Parenting education	YES	①②
Against statutory rape	YES	①②③		Training to recognise / avoid sexually abusive situations	YES	①②
Against female genital mutilation	YES	①②③				
Ban on corporal punishment (all settings)	NO (–)	–				
Youth violence laws				Youth violence prevention programmes		
Against weapons on school premises	NO	–		Pre-school enrichment	YES	①②
Against gang or criminal group membership	YES	①②③		Life skills and social development training	YES	①②
				Mentoring	YES	①②
				After-school supervision	YES	①②
				School anti-bullying	YES	①②
Intimate partner violence laws				Intimate partner violence prevention programmes		
Against rape in marriage	YES	①②③		Dating violence prevention in schools	YES	①②
Allowing removal of violent spouse from home	YES	①②③		Microfinance and gender equity training	NO	–
				Social and cultural norms change	YES	①②
Sexual violence laws				Sexual violence prevention programmes		
Against rape	YES	①②③		School and college programmes	YES	①②
Against contact sexual violence without rape	YES	①②③		Physical environment changes	YES	①②
Against non-contact sexual violence	YES	①②③		Social and cultural norms change	YES	①②
Elder abuse laws				Elder abuse prevention programmes		
Against elder abuse	YES	①②③		Professional awareness campaigns	YES	①②
Against elder abuse in institutions	NO	–		Public information campaigns	YES	①②
				Caregiver support	YES	①②
				Residential care policies	YES	①②
VICTIM LAWS				VICTIM SERVICES		
Providing for victim compensation	YES	①②③		Adult protective services	YES	①②
Providing for victim legal representation	YES	①②③		Child protection services	YES	①②
				Medico-legal services for sexual violence	YES	①②
				Mental health services	YES	①②

DATA ON VIOLENCE

National prevalence surveys for non-fatal violence

Child maltreatment NO Youth violence YES Intimate partner violence YES Sexual violence YES Elder abuse NO

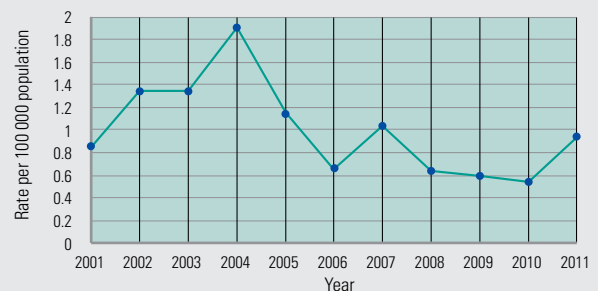
Mechanism of homicide



Reported homicides (2011) N= 19, Rate= 0.93/100 000 (42% M, 58% F)

Sources: Mechanism: Civil and Vital Registration/ Reported homicides: VR

Trends in homicides



Source: Civil and Vital Registration



Population: 549 598

Gross national income per capita: US\$ 1 480

Income group: Middle

Income inequality: –

ACTION PLANS, POLICIES AND LAWS RELEVANT TO SEVERAL TYPES OF VIOLENCE

National action plans		National social and educational policies	
Interpersonal violence	YES	Child maltreatment	YES ¹
Youth violence	YES	Intimate partner violence	YES
Sexual violence	YES	Elder abuse	YES
Firearms		Alcohol	
Laws to regulate civilian access	YES	Adult (15+) per capita consumption (litres of pure alcohol)	1.7
Mandatory background check	YES	Patterns of drinking score	LEAST RISKY ①②③④⑤ MOST RISKY
Handguns/long guns/ automatic weapons	YES/YES/YES	Excise taxes	Beer: – Wine: – Spirits: –
Carrying firearms in public	YES		
Programmes to reduce civilian firearm possession and use	YES		

LAWS AND PREVENTION PROGRAMMES BY TYPE OF VIOLENCE

No response/don't know – Limited ① Partial ② Full ③		KEY	No response/ don't know – Once/few times ① Larger scale ②	
Child maltreatment laws		Enforcement	Child maltreatment prevention programmes	
Legal age of marriage (male/female)	– / –		Home visiting	YES ①②
Against child marriage	YES	①②③	Parenting education	YES ①②
Against statutory rape	YES	①②③	Training to recognise / avoid sexually abusive situations	YES ①②
Against female genital mutilation	NO	–		
Ban on corporal punishment (all settings)	NO (–)	–		
Youth violence laws			Youth violence prevention programmes	
Against weapons on school premises	NO	–	Pre-school enrichment	YES ①②
Against gang or criminal group membership	NO	–	Life skills and social development training	YES ①②
			Mentoring	NO –
			After-school supervision	NO –
			School anti-bullying	NO –
Intimate partner violence laws			Intimate partner violence prevention programmes	
Against rape in marriage	YES	–	Dating violence prevention in schools	NO –
Allowing removal of violent spouse from home	YES	–	Microfinance and gender equity training	NO –
			Social and cultural norms change	YES ①②
Sexual violence laws			Sexual violence prevention programmes	
Against rape	YES	①②③	School and college programmes	YES ①②
Against contact sexual violence without rape	YES	①②③	Physical environment changes	NO –
Against non-contact sexual violence	NO	–	Social and cultural norms change	YES ①②
Elder abuse laws			Elder abuse prevention programmes	
Against elder abuse	NO	–	Professional awareness campaigns	NO –
Against elder abuse in institutions	NO	–	Public information campaigns	NO –
			Caregiver support	NO –
			Residential care policies	NO –
VICTIM LAWS			VICTIM SERVICES	
Providing for victim compensation	NO	–	Adult protective services	NO –
Providing for victim legal representation	YES	①②③	Child protection services	YES ①②
			Medico-legal services for sexual violence	YES ①②
			Mental health services	YES ①②

DATA ON VIOLENCE

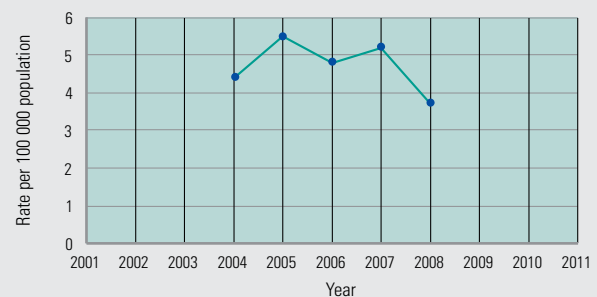
National prevalence surveys for non-fatal violence

Child maltreatment NO Youth violence YES Intimate partner violence YES Sexual violence YES Elder abuse NO

Mechanism of homicide



Trends in homicides



Reported homicides (2008) N= 19, Rate= 3.7/100 000 (–% M, –% F)

Sources: Mechanism: —/ Reported homicides: Police

Source: —

¹ Subnational.



Population: 52 385 920

Gross national income per capita: US\$ 7 460

Income group: Middle

Income inequality: 63.14

ACTION PLANS, POLICIES AND LAWS RELEVANT TO SEVERAL TYPES OF VIOLENCE

National action plans				National social and educational policies	
Interpersonal violence	YES	Child maltreatment	YES	Incentives provided for high-risk youth to complete schooling	YES
Youth violence	YES ¹	Intimate partner violence	YES	Housing policies to de-concentrate poverty	NO
Sexual violence	YES	Elder abuse	YES ¹		
Firearms				Alcohol	
Laws to regulate civilian access			YES	Adult (15+) per capita consumption (litres of pure alcohol)	11
Mandatory background check			YES	Patterns of drinking score	LEAST RISKY ①②③④⑤ MOST RISKY
Handguns/long guns/ automatic weapons		YES/YES/YES		Excise taxes	Beer: YES Wine: YES Spirits: YES
Carrying firearms in public			YES		
Programmes to reduce civilian firearm possession and use			YES		

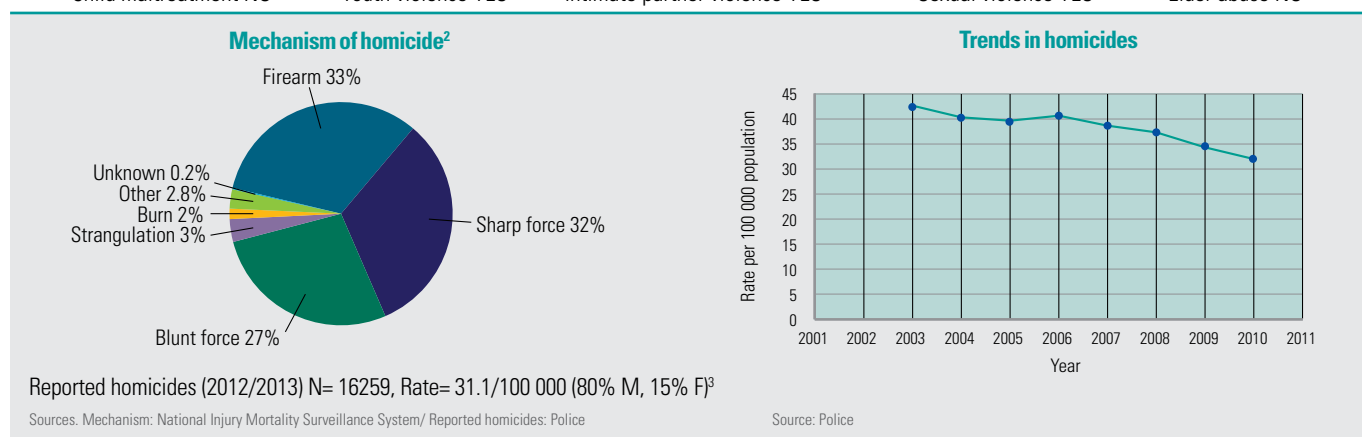
LAWS AND PREVENTION PROGRAMMES BY TYPE OF VIOLENCE

No response/don't know – Limited ① Partial ② Full ③			KEY	No response/ don't know – Once/few times ① Larger scale ②		
Child maltreatment laws			Enforcement	Child maltreatment prevention programmes		
Legal age of marriage (male/female)	18 / 18			Home visiting	YES	①②
Against child marriage	YES		–	Parenting education	YES	①②
Against statutory rape	YES		–	Training to recognise / avoid sexually abusive situations	YES	①②
Against female genital mutilation	NO		–			
Ban on corporal punishment (all settings)	YES (NO)		①②③			
Youth violence laws				Youth violence prevention programmes		
Against weapons on school premises	YES		①②③	Pre-school enrichment	YES	①②
Against gang or criminal group membership	YES		①②③	Life skills and social development training	YES	①②
				Mentoring	YES	①②
				After-school supervision	YES	①②
				School anti-bullying	YES	①②
Intimate partner violence laws				Intimate partner violence prevention programmes		
Against rape in marriage	YES		①②③	Dating violence prevention in schools	YES	①②
Allowing removal of violent spouse from home	YES		①②③	Microfinance and gender equity training	YES	①②
				Social and cultural norms change	YES	①②
Sexual violence laws				Sexual violence prevention programmes		
Against rape	YES		①②③	School and college programmes	YES	①②
Against contact sexual violence without rape	YES		①②③	Physical environment changes	YES	①②
Against non-contact sexual violence	YES		①②③	Social and cultural norms change	YES	①②
Elder abuse laws				Elder abuse prevention programmes		
Against elder abuse	YES		–	Professional awareness campaigns	YES	①②
Against elder abuse in institutions	YES		–	Public information campaigns	YES	①②
				Caregiver support	YES	①②
				Residential care policies	YES	①②
VICTIM LAWS				VICTIM SERVICES		
Providing for victim compensation	NO		–	Adult protective services	YES	①②
Providing for victim legal representation	NO		–	Child protection services	YES	①②
				Medico-legal services for sexual violence	YES	①②
				Mental health services	YES	①②

DATA ON VIOLENCE

National prevalence surveys for non-fatal violence

Child maltreatment NO Youth violence YES Intimate partner violence YES Sexual violence YES¹ Elder abuse NO



¹ Subnational.

² For Gauteng Province (an urban setting) only.

³ The reported total of 95% leaves 5% of cases undetermined as to whether male or female.

ACTION PLANS, POLICIES AND LAWS RELEVANT TO SEVERAL TYPES OF VIOLENCE

National action plans		National social and educational policies	
Interpersonal violence	NO	Child maltreatment	YES
Youth violence	YES	Intimate partner violence	YES
Sexual violence	YES	Elder abuse	YES
Firearms		Alcohol	
Laws to regulate civilian access	YES	Adult (15+) per capita consumption (litres of pure alcohol)	11.2
Mandatory background check	YES	Patterns of drinking score	LEAST RISKY ①②③④⑤ MOST RISKY
Handguns/long guns/ automatic weapons	YES/YES/YES	Excise taxes	Beer: YES Wine: NO Spirits: YES
Carrying firearms in public	YES		
Programmes to reduce civilian firearm possession and use	NO		

LAWS AND PREVENTION PROGRAMMES BY TYPE OF VIOLENCE

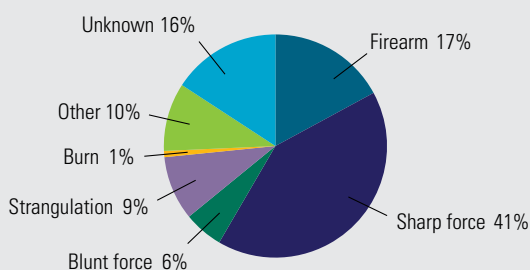
No response/don't know – Limited ① Partial ② Full ③		KEY	No response/ don't know – Once/few times ① Larger scale ②	
Child maltreatment laws		Enforcement	Child maltreatment prevention programmes	
Legal age of marriage (male/female)	16 / 16		Home visiting	YES ①②
Against child marriage	YES	①②③	Parenting education	YES ①②
Against statutory rape	YES	①②③	Training to recognise / avoid sexually abusive situations	YES ①②
Against female genital mutilation	YES	①②③		
Ban on corporal punishment (all settings)	YES (YES)	①②③		
Youth violence laws			Youth violence prevention programmes	
Against weapons on school premises	YES	①②③	Pre-school enrichment	YES ①②
Against gang or criminal group membership	YES	①②③	Life skills and social development training	YES ①②
			Mentoring	YES ①②
			After-school supervision	YES ①②
			School anti-bullying	YES ①②
Intimate partner violence laws			Intimate partner violence prevention programmes	
Against rape in marriage	YES	①②③	Dating violence prevention in schools	YES ①②
Allowing removal of violent spouse from home	YES	①②③	Microfinance and gender equity training	NO –
			Social and cultural norms change	YES ①②
Sexual violence laws			Sexual violence prevention programmes	
Against rape	YES	①②③	School and college programmes	YES ①②
Against contact sexual violence without rape	YES	①②③	Physical environment changes	YES ①②
Against non-contact sexual violence	YES	①②③	Social and cultural norms change	YES ①②
Elder abuse laws			Elder abuse prevention programmes	
Against elder abuse	YES ¹	–	Professional awareness campaigns	YES ①②
Against elder abuse in institutions	NO	–	Public information campaigns	YES ①②
			Caregiver support	YES ①②
			Residential care policies	YES ①②
VICTIM LAWS			VICTIM SERVICES	
Providing for victim compensation	YES	①②③	Adult protective services	YES ①②
Providing for victim legal representation	YES	①②③	Child protection services	YES ①②
			Medico-legal services for sexual violence	YES ①②
			Mental health services	YES ①②

DATA ON VIOLENCE

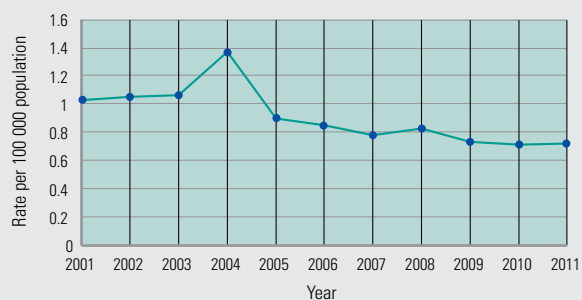
National prevalence surveys for non-fatal violence

Child maltreatment YES Youth violence YES Intimate partner violence YES Sexual violence – Elder abuse YES

Mechanism of homicide



Trends in homicides



Reported homicides (2011) N= 334, Rate= 0.7/100 000 (68.9% M, 31.1% F)

Sources: Mechanism: National Institute of Statistics/ Reported homicides: VR

Source: National Institute of Statistics

¹ Subnational.

ACTION PLANS, POLICIES AND LAWS RELEVANT TO SEVERAL TYPES OF VIOLENCE

National action plans		National social and educational policies	
Interpersonal violence	YES	Child maltreatment	YES
Youth violence	YES	Intimate partner violence	NO
Sexual violence	YES	Elder abuse	NO
Firearms		Alcohol	
Laws to regulate civilian access	YES	Adult (15+) per capita consumption (litres of pure alcohol)	2.7
Mandatory background check	YES	Patterns of drinking score	LEAST RISKY ①②③④⑤ MOST RISKY
Handguns/long guns/ automatic weapons	YES/YES/YES	Excise taxes	Beer: – Wine: – Spirits: –
Carrying firearms in public	YES		
Programmes to reduce civilian firearm possession and use	YES		

LAWS AND PREVENTION PROGRAMMES BY TYPE OF VIOLENCE

No response/don't know – Limited ① Partial ② Full ③ **KEY** No response/ don't know – Once/few times ① Larger scale ②

Child maltreatment laws	Enforcement	Child maltreatment prevention programmes	Implementation
Legal age of marriage (male/female)	– / –	Home visiting	YES ①②
Against child marriage	NO	Parenting education	YES ①②
Against statutory rape	YES ①②③	Training to recognise / avoid sexually abusive situations	YES ①②
Against female genital mutilation	YES ①②③		
Ban on corporal punishment (all settings)	YES (NO) ①②③		
Youth violence laws		Youth violence prevention programmes	
Against weapons on school premises	YES ①②③	Pre-school enrichment	YES ①②
Against gang or criminal group membership	YES ①②③	Life skills and social development training	YES ①②
		Mentoring	YES ①②
		After-school supervision	YES ①②
		School anti-bullying	YES ①②
Intimate partner violence laws		Intimate partner violence prevention programmes	
Against rape in marriage	NO –	Dating violence prevention in schools	NO –
Allowing removal of violent spouse from home	NO –	Microfinance and gender equity training	YES ①②
		Social and cultural norms change	YES ①②
Sexual violence laws		Sexual violence prevention programmes	
Against rape	YES ①②③	School and college programmes	YES ①②
Against contact sexual violence without rape	YES ①②③	Physical environment changes	YES ①②
Against non-contact sexual violence	YES ①②③	Social and cultural norms change	YES ①②
Elder abuse laws		Elder abuse prevention programmes	
Against elder abuse	NO –	Professional awareness campaigns	NO –
Against elder abuse in institutions	NO –	Public information campaigns	NO –
		Caregiver support	NO –
		Residential care policies	NO –
VICTIM LAWS		VICTIM SERVICES	
Providing for victim compensation	YES ①②③	Adult protective services	NO –
Providing for victim legal representation	YES ①②③	Child protection services	YES ①②
		Medico-legal services for sexual violence	YES ①②
		Mental health services	YES ①②

DATA ON VIOLENCE


National prevalence surveys for non-fatal violence

Child maltreatment NO Youth violence NO Intimate partner violence NO Sexual violence NO Elder abuse NO

Mechanism of homicide



Trends in homicides



Reported homicides (2011) N= 1244, Rate= 3.5/100 000 (90.8% M, 9.2% F)

Sources: Mechanism: —/ Reported homicides: Police



Population: 1 230 985

Gross national income per capita: US\$ 3 100

Income group: Middle

Income inequality: 51.49

ACTION PLANS, POLICIES AND LAWS RELEVANT TO SEVERAL TYPES OF VIOLENCE

National action plans		National social and educational policies	
Interpersonal violence	NO	Child maltreatment	YES
Youth violence	NO	Intimate partner violence	NO
Sexual violence	NO	Elder abuse	NO
Firearms		Alcohol	
Laws to regulate civilian access	YES	Adult (15+) per capita consumption (litres of pure alcohol)	5.7
Mandatory background check	YES	Patterns of drinking score	LEAST RISKY ①②③④⑤ MOST RISKY
Handguns/long guns/ automatic weapons	YES/YES/YES	Excise taxes	Beer: YES Wine: NO Spirits: YES
Carrying firearms in public	YES		
Programmes to reduce civilian firearm possession and use	NO		

LAWS AND PREVENTION PROGRAMMES BY TYPE OF VIOLENCE

No response/don't know – Limited ① Partial ② Full ③			KEY	No response/ don't know – Once/few times ① Larger scale ②		
Child maltreatment laws			Enforcement	Child maltreatment prevention programmes		
Legal age of marriage (male/female)	18 / 18			Home visiting	YES	① ②
Against child marriage	YES	① ② ③		Parenting education	YES	① ②
Against statutory rape	YES	① ② ③		Training to recognise / avoid sexually abusive situations	YES	① ②
Against female genital mutilation	NO	–				
Ban on corporal punishment (all settings)	NO (–)	–				
Youth violence laws				Youth violence prevention programmes		
Against weapons on school premises	NO	–		Pre-school enrichment	YES	① ②
Against gang or criminal group membership	NO	–		Life skills and social development training	YES	① ②
				Mentoring	YES	① ②
				After-school supervision	–	–
				School anti-bullying	NO	–
Intimate partner violence laws				Intimate partner violence prevention programmes		
Against rape in marriage	–	–		Dating violence prevention in schools	NO	–
Allowing removal of violent spouse from home	–	–		Microfinance and gender equity training	NO	–
				Social and cultural norms change	YES	① ②
Sexual violence laws				Sexual violence prevention programmes		
Against rape	YES	① ② ③		School and college programmes	YES	① ②
Against contact sexual violence without rape	YES	① ② ③		Physical environment changes	YES	① ②
Against non-contact sexual violence	NO	–		Social and cultural norms change	YES	① ②
Elder abuse laws				Elder abuse prevention programmes		
Against elder abuse	NO	–		Professional awareness campaigns	YES	① ②
Against elder abuse in institutions	NO	–		Public information campaigns	YES	① ②
				Caregiver support	NO	–
				Residential care policies	NO	–
VICTIM LAWS				VICTIM SERVICES		
Providing for victim compensation	NO	–		Adult protective services	NO	–
Providing for victim legal representation	YES	① ② ③		Child protection services	YES	① ②
				Medico-legal services for sexual violence	YES	① ②
				Mental health services	YES	① ②

DATA ON VIOLENCE

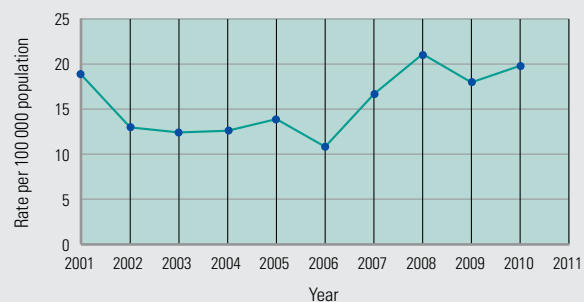
National prevalence surveys for non-fatal violence

Child maltreatment YES Youth violence NO Intimate partner violence NO Sexual violence YES Elder abuse NO

Mechanism of homicide



Trends in homicides



Reported homicides (2013) N= 102, Rate= 9.3/100 000 (–% M, –% F)

Sources: Mechanism: —/ Reported homicides: Police

Source: Country questionnaire.



Population: 9 511 313

Gross national income per capita: US\$ 56 120

Income group: High

Income inequality: 25

ACTION PLANS, POLICIES AND LAWS RELEVANT TO SEVERAL TYPES OF VIOLENCE

National action plans				National social and educational policies	
Interpersonal violence	NO	Child maltreatment	YES ¹	Incentives provided for high-risk youth to complete schooling	YES
Youth violence	YES ¹	Intimate partner violence	YES	Housing policies to de-concentrate poverty	YES ¹
Sexual violence	YES	Elder abuse	YES ¹		
Firearms				Alcohol	
Laws to regulate civilian access			YES	Adult (15+) per capita consumption (litres of pure alcohol)	9.2
Mandatory background check			YES	Patterns of drinking score	LEAST RISKY ①②③④⑤ MOST RISKY
Handguns/long guns/ automatic weapons			YES/YES/YES	Excise taxes	Beer: YES Wine: YES Spirits: YES
Carrying firearms in public			YES		
Programmes to reduce civilian firearm possession and use			YES		

LAWS AND PREVENTION PROGRAMMES BY TYPE OF VIOLENCE

No response/don't know – Limited ① Partial ② Full ③ **KEY** No response/ don't know – Once/few times ① Larger scale ②

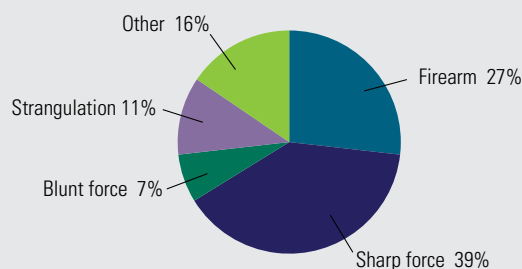
Child maltreatment laws	Enforcement	Child maltreatment prevention programmes	Implementation
Legal age of marriage (male/female)	18 / 18	Home visiting	YES ①②
Against child marriage	YES ①②③	Parenting education	YES ①②
Against statutory rape	YES ①②③	Training to recognise / avoid sexually abusive situations	YES ①②
Against female genital mutilation	YES ①②③		
Ban on corporal punishment (all settings)	YES (YES) ①②③		
Youth violence laws	Youth violence prevention programmes		
Against weapons on school premises	YES ①②③	Pre-school enrichment	YES ①②
Against gang or criminal group membership	NO –	Life skills and social development training	YES ①②
		Mentoring	YES ①②
		After-school supervision	YES ①②
		School anti-bullying	YES ①②
Intimate partner violence laws	Intimate partner violence prevention programmes		
Against rape in marriage	YES ①②③	Dating violence prevention in schools	YES ①②
Allowing removal of violent spouse from home	YES ①②③	Microfinance and gender equity training	YES ①②
		Social and cultural norms change	YES ①②
Sexual violence laws	Sexual violence prevention programmes		
Against rape	YES ①②③	School and college programmes	YES ①②
Against contact sexual violence without rape	YES ①②③	Physical environment changes	YES ①②
Against non-contact sexual violence	YES ①②③	Social and cultural norms change	YES ①②
Elder abuse laws	Elder abuse prevention programmes		
Against elder abuse	NO –	Professional awareness campaigns	YES ①②
Against elder abuse in institutions	NO –	Public information campaigns	YES ①②
		Caregiver support	YES ①②
		Residential care policies	YES ①②
VICTIM LAWS	VICTIM SERVICES		
Providing for victim compensation	YES ①②③	Adult protective services	YES ①②
Providing for victim legal representation	YES ①②③	Child protection services	YES ①②
		Medico-legal services for sexual violence	YES ①②
		Mental health services	YES ①②

DATA ON VIOLENCE

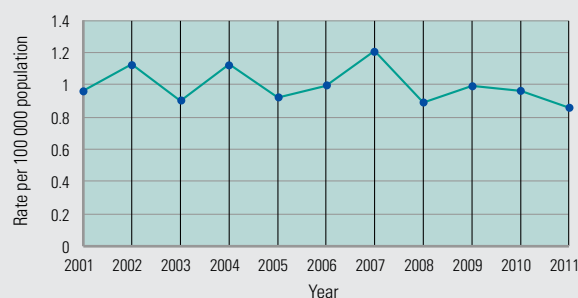
National prevalence surveys for non-fatal violence

Child maltreatment YES Youth violence YES Intimate partner violence YES Sexual violence YES Elder abuse YES¹

Mechanism of homicide



Trends in homicides



Reported homicides (2011) N= 81, Rate= 0.854/100 000 (69% M, 31% F)

Sources. Mechanism: National Board of Health and Welfare/ Reported homicides: Police

Source: Swedish National Council for Crime Prevention

¹ Subnational.

ACTION PLANS, POLICIES AND LAWS RELEVANT TO SEVERAL TYPES OF VIOLENCE

National action plans		National social and educational policies	
Interpersonal violence	NO	Child maltreatment	YES
Youth violence	YES	Intimate partner violence	YES
Sexual violence	NO	Elder abuse	NO
Firearms		Alcohol	
Laws to regulate civilian access	YES	Adult (15+) per capita consumption (litres of pure alcohol)	10.7
Mandatory background check	YES	Patterns of drinking score	LEAST RISKY ①②③④⑤ MOST RISKY
Handguns/long guns/ automatic weapons	YES/YES/YES	Excise taxes	Beer: YES Wine: NO Spirits: YES
Carrying firearms in public	YES		
Programmes to reduce civilian firearm possession and use	YES ¹		

LAWS AND PREVENTION PROGRAMMES BY TYPE OF VIOLENCE

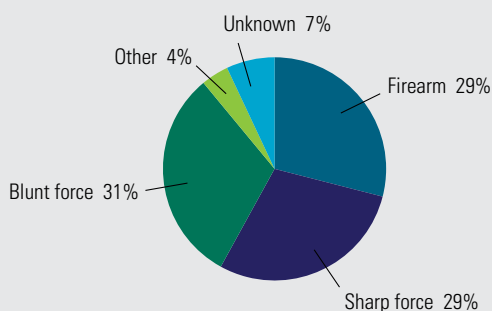
No response/don't know – Limited ① Partial ② Full ③		KEY	No response/ don't know – Once/few times ① Larger scale ②	
Child maltreatment laws		Enforcement	Child maltreatment prevention programmes	
Legal age of marriage (male/female)	18 / 18		Home visiting	YES ①②
Against child marriage	YES	①②③	Parenting education	YES ①②
Against statutory rape	YES	①②③	Training to recognise / avoid sexually abusive situations	YES ①②
Against female genital mutilation	YES	①②③		
Ban on corporal punishment (all settings)	YES (YES)	①②③	Youth violence prevention programmes	
Youth violence laws			Pre-school enrichment	YES ①②
Against weapons on school premises	YES	①②③	Life skills and social development training	YES ①②
Against gang or criminal group membership	YES	①②③	Mentoring	YES ①②
			After-school supervision	YES ①②
			School anti-bullying	YES ①②
Intimate partner violence laws			Intimate partner violence prevention programmes	
Against rape in marriage	YES	①②③	Dating violence prevention in schools	YES ①②
Allowing removal of violent spouse from home	YES	①②③	Microfinance and gender equity training	NO –
			Social and cultural norms change	YES ①②
Sexual violence laws			Sexual violence prevention programmes	
Against rape	YES	①②③	School and college programmes	YES ①②
Against contact sexual violence without rape	YES	①②③	Physical environment changes	YES ①②
Against non-contact sexual violence	YES	①②③	Social and cultural norms change	YES ①②
Elder abuse laws			Elder abuse prevention programmes	
Against elder abuse	YES	①②③	Professional awareness campaigns	YES ①②
Against elder abuse in institutions	YES ¹	①②③	Public information campaigns	NO –
			Caregiver support	YES ①②
			Residential care policies	YES ①②
VICTIM LAWS			VICTIM SERVICES	
Providing for victim compensation	YES	①②③	Adult protective services	NO –
Providing for victim legal representation	YES	①②③	Child protection services	YES ①②
			Medico-legal services for sexual violence	YES ①②
			Mental health services	YES ①②

DATA ON VIOLENCE

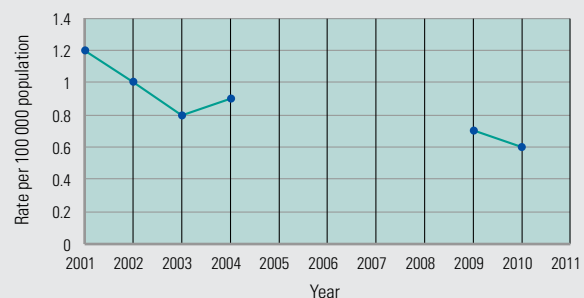
National prevalence surveys for non-fatal violence

Child maltreatment NO Youth violence YES Intimate partner violence YES Sexual violence YES Elder abuse YES

Mechanism of homicide



Trends in homicides



Reported homicides (2012) N= 41, Rate= 0.5/100 000 (61% M, 39% F)

Sources: Mechanism: Police/ Reported homicides: Police

Source: Police

¹ Subnational.

ACTION PLANS, POLICIES AND LAWS RELEVANT TO SEVERAL TYPES OF VIOLENCE

National action plans		National social and educational policies	
Interpersonal violence	NO	Child maltreatment	NO
Youth violence	NO	Intimate partner violence	NO
Sexual violence	NO	Elder abuse	NO
Firearms		Alcohol	
Laws to regulate civilian access	YES	Adult (15+) per capita consumption (litres of pure alcohol)	2.8
Mandatory background check	YES	Patterns of drinking score	LEAST RISKY ①②③④⑤ MOST RISKY
Handguns/long guns/ automatic weapons	NO/YES/NO	Excise taxes	Beer: YES Wine: YES Spirits: YES
Carrying firearms in public	YES		
Programmes to reduce civilian firearm possession and use	NO		

LAWS AND PREVENTION PROGRAMMES BY TYPE OF VIOLENCE

No response/don't know – Limited ① Partial ② Full ③ KEY No response/ don't know – Once/few times ① Larger scale ②

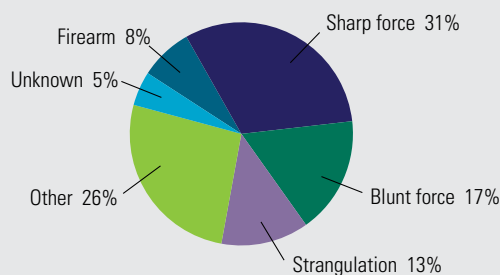
Child maltreatment laws	Enforcement	Child maltreatment prevention programmes	Implementation
Legal age of marriage (male/female)	18 / 18	Home visiting	YES ①②
Against child marriage	YES ①②③	Parenting education	NO –
Against statutory rape	YES ①②③	Training to recognise / avoid sexually abusive situations	YES ①②
Against female genital mutilation	YES ①②③		
Ban on corporal punishment (all settings)	YES (YES) ①②③		
Youth violence laws		Youth violence prevention programmes	
Against weapons on school premises	YES ①②③	Pre-school enrichment	YES ①②
Against gang or criminal group membership	YES ①②③	Life skills and social development training	YES ①②
		Mentoring	YES ①②
		After-school supervision	YES ①②
		School anti-bullying	YES ①②
Intimate partner violence laws		Intimate partner violence prevention programmes	
Against rape in marriage	YES ①②③	Dating violence prevention in schools	NO –
Allowing removal of violent spouse from home	NO –	Microfinance and gender equity training	YES ①②
		Social and cultural norms change	YES ①②
Sexual violence laws		Sexual violence prevention programmes	
Against rape	YES ①②③	School and college programmes	YES ①②
Against contact sexual violence without rape	YES ①②③	Physical environment changes	YES ①②
Against non-contact sexual violence	YES ①②③	Social and cultural norms change	YES ①②
Elder abuse laws		Elder abuse prevention programmes	
Against elder abuse	YES ①②③	Professional awareness campaigns	YES ①②
Against elder abuse in institutions	YES ①②③	Public information campaigns	YES ①②
		Caregiver support	YES ①②
		Residential care policies	YES ①②
VICTIM LAWS		VICTIM SERVICES	
Providing for victim compensation	YES ①②③	Adult protective services	YES ①②
Providing for victim legal representation	YES ①②③	Child protection services	YES ①②
		Medico-legal services for sexual violence	YES ①②
		Mental health services	YES ①②

DATA ON VIOLENCE

National prevalence surveys for non-fatal violence

Child maltreatment NO Youth violence NO Intimate partner violence NO Sexual violence NO Elder abuse NO

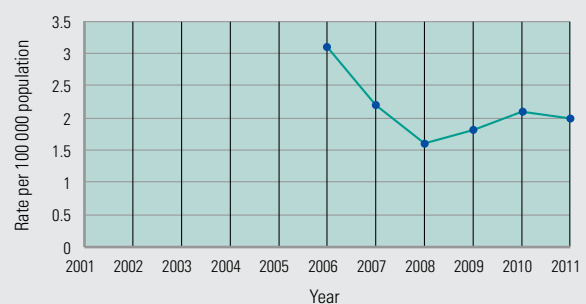
Mechanism of homicide



Reported homicides (2013) N= 117, Rate= 1.5/100 000 (73.5% M, 26.5% F)

Sources: Mechanism: Ministry of Internal Affairs/ Reported homicides: Police

Trends in homicides



Source: Police



Population: 66 785 001

Gross national income per capita: US\$ 5 250

Income group: Middle

Income inequality: 39.37

ACTION PLANS, POLICIES AND LAWS RELEVANT TO SEVERAL TYPES OF VIOLENCE

National action plans		National social and educational policies	
Interpersonal violence	YES	Child maltreatment	YES
Youth violence	YES	Intimate partner violence	YES
Sexual violence	YES	Elder abuse	YES
Firearms		Alcohol	
Laws to regulate civilian access	YES	Adult (15+) per capita consumption (litres of pure alcohol)	7.1
Mandatory background check	YES	Patterns of drinking score	LEAST RISKY ①②③④⑤ MOST RISKY
Handguns/long guns/ automatic weapons	YES/YES/YES	Excise taxes	Beer: YES Wine: YES Spirits: YES
Carrying firearms in public	YES		
Programmes to reduce civilian firearm possession and use	YES		

LAWS AND PREVENTION PROGRAMMES BY TYPE OF VIOLENCE

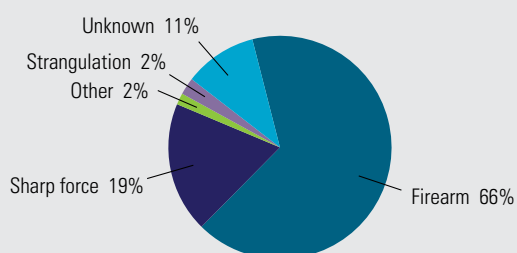
No response/don't know – Limited ① Partial ② Full ③		KEY	No response/ don't know – Once/few times ① Larger scale ②	
Child maltreatment laws		Enforcement	Child maltreatment prevention programmes	
Legal age of marriage (male/female)	17 / 17		Home visiting	YES ① ②
Against child marriage	YES	① ② ③	Parenting education	YES ① ②
Against statutory rape	YES	① ② ③	Training to recognise / avoid sexually abusive situations	YES ① ②
Against female genital mutilation	NO	–		
Ban on corporal punishment (all settings)	YES (NO)	① ② ③		
Youth violence laws			Youth violence prevention programmes	
Against weapons on school premises	YES	① ② ③	Pre-school enrichment	NO –
Against gang or criminal group membership	YES	① ② ③	Life skills and social development training	YES ① ②
			Mentoring	YES ① ②
			After-school supervision	NO –
			School anti-bullying	YES ① ②
Intimate partner violence laws			Intimate partner violence prevention programmes	
Against rape in marriage	YES	① ② ③	Dating violence prevention in schools	YES ① ②
Allowing removal of violent spouse from home	YES	① ② ③	Microfinance and gender equity training	NO –
			Social and cultural norms change	YES ① ②
Sexual violence laws			Sexual violence prevention programmes	
Against rape	YES	① ② ③	School and college programmes	YES ① ②
Against contact sexual violence without rape	YES	① ② ③	Physical environment changes	YES ① ②
Against non-contact sexual violence	YES	① ② ③	Social and cultural norms change	YES ① ②
Elder abuse laws			Elder abuse prevention programmes	
Against elder abuse	YES	① ② ③	Professional awareness campaigns	YES ① ②
Against elder abuse in institutions	YES	① ② ③	Public information campaigns	NO –
			Caregiver support	YES ① ②
			Residential care policies	YES ① ②
VICTIM LAWS			VICTIM SERVICES	
Providing for victim compensation	YES	① ② ③	Adult protective services	YES ① ②
Providing for victim legal representation	YES	① ② ③	Child protection services	YES ① ②
			Medico-legal services for sexual violence	YES ① ②
			Mental health services	YES ① ②

DATA ON VIOLENCE

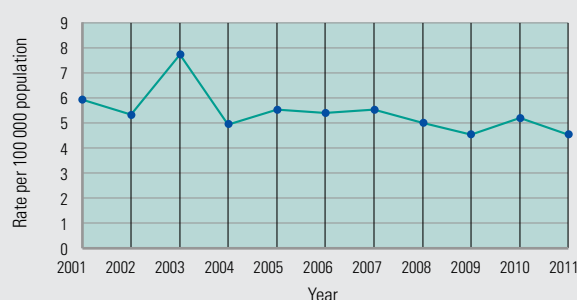
National prevalence surveys for non-fatal violence

Child maltreatment YES¹ Youth violence NO Intimate partner violence YES¹ Sexual violence YES¹ Elder abuse YES¹

Mechanism of homicide



Trends in homicides



Reported homicides (2011) N= 2941, Rate= 4.5/100 000 (86.17% M, 13.86% F)

Sources: Mechanism: Ministry of Public Health/ Reported homicides: VR

Source: Ministry of Public Health

¹ Subnational.

THE FORMER YUGOSLAV REPUBLIC OF MACEDONIA



Population: 2 105 575

Gross national income per capita: US\$ 4 710

Income group: Middle

Income inequality: 43.56

ACTION PLANS, POLICIES AND LAWS RELEVANT TO SEVERAL TYPES OF VIOLENCE

National action plans				National social and educational policies	
Interpersonal violence	NO	Child maltreatment	YES	Incentives provided for high-risk youth to complete schooling	YES
Youth violence	YES	Intimate partner violence	YES	Housing policies to de-concentrate poverty	NO
Sexual violence	YES	Elder abuse	NO		
Firearms				Alcohol	
Laws to regulate civilian access	YES			Adult (15+) per capita consumption (litres of pure alcohol)	6.7
Mandatory background check	YES			Patterns of drinking score	LEAST RISKY ①②③④⑤ MOST RISKY
Handguns/long guns/ automatic weapons	YES/YES/YES			Excise taxes	Beer: YES Wine: YES Spirits: YES
Carrying firearms in public	YES				
Programmes to reduce civilian firearm possession and use	YES				

LAWS AND PREVENTION PROGRAMMES BY TYPE OF VIOLENCE

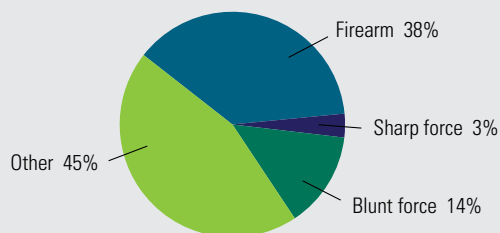
No response/don't know – Limited ① Partial ② Full ③			KEY	No response/ don't know – Once/few times ① Larger scale ②		
Child maltreatment laws			Enforcement	Child maltreatment prevention programmes		
Legal age of marriage (male/female)	16 / 16			Home visiting	YES	① ②
Against child marriage	YES	① ② ③		Parenting education Training to recognise / avoid sexually abusive situations	YES	① ②
Against statutory rape	YES	① ② ③			YES	① ②
Against female genital mutilation	YES	① ② ③				
Ban on corporal punishment (all settings)	YES (-)	① ② ③				
Youth violence laws				Youth violence prevention programmes		
Against weapons on school premises	YES	① ② ③		Pre-school enrichment	YES	① ②
Against gang or criminal group membership	YES	① ② ③		Life skills and social development training	YES	① ②
				Mentoring	YES	① ②
				After-school supervision	YES	① ②
				School anti-bullying	YES	① ②
Intimate partner violence laws				Intimate partner violence prevention programmes		
Against rape in marriage	YES	① ② ③		Dating violence prevention in schools	YES	① ②
Allowing removal of violent spouse from home	YES	① ② ③		Microfinance and gender equity training	YES	① ②
				Social and cultural norms change	YES	① ②
Sexual violence laws				Sexual violence prevention programmes		
Against rape	YES	-		School and college programmes	YES	① ②
Against contact sexual violence without rape	YES	① ② ③		Physical environment changes	YES	① ②
Against non-contact sexual violence	YES	① ② ③		Social and cultural norms change	YES	① ②
Elder abuse laws				Elder abuse prevention programmes		
Against elder abuse	YES	① ② ③		Professional awareness campaigns	YES	① ②
Against elder abuse in institutions	NO	-		Public information campaigns	YES	① ②
				Caregiver support	NO	-
				Residential care policies	NO	-
VICTIM LAWS				VICTIM SERVICES		
Providing for victim compensation	YES	① ② ③		Adult protective services	YES	① ②
Providing for victim legal representation	YES	-		Child protection services	YES	① ②
				Medico-legal services for sexual violence	YES	① ②
				Mental health services	YES	① ②

DATA ON VIOLENCE

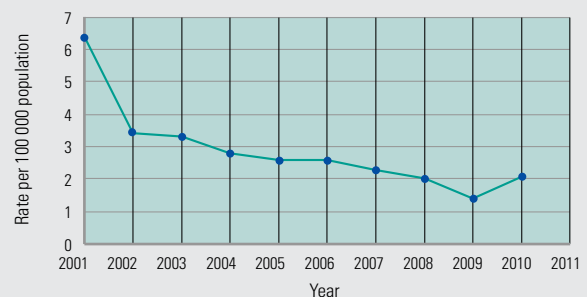
National prevalence surveys for non-fatal violence

Child maltreatment YES Youth violence YES Intimate partner violence YES Sexual violence YES Elder abuse YES

Mechanism of homicide



Trends in homicides



Reported homicides (2011) N= 29, Rate= 1.4/100 000 (75.9% M, 24.1% F)

Sources: Mechanism: State Statistical Office / Reported homicides: Police

Source: State Statistical Office

TRINIDAD AND TOBAGO



Population: 1 337 439

Gross national income per capita: US\$ 14 780

Income group: High

Income inequality: –

ACTION PLANS, POLICIES AND LAWS RELEVANT TO SEVERAL TYPES OF VIOLENCE

National action plans			National social and educational policies	
Interpersonal violence –	Child maltreatment	YES	Incentives provided for high-risk youth to complete schooling	NO
Youth violence YES	Intimate partner violence	YES	Housing policies to de-concentrate poverty	NO
Sexual violence YES	Elder abuse	–		
Firearms			Alcohol	
Laws to regulate civilian access		YES	Adult (15+) per capita consumption (litres of pure alcohol)	6.7
Mandatory background check		YES	Patterns of drinking score	LEAST RISKY ① ② ③ ④ ⑤ MOST RISKY
Handguns/long guns/ automatic weapons	YES/YES/YES		Excise taxes	Beer: YES Wine: YES Spirits: YES
Carrying firearms in public		YES		
Programmes to reduce civilian firearm possession and use		NO		

LAWS AND PREVENTION PROGRAMMES BY TYPE OF VIOLENCE

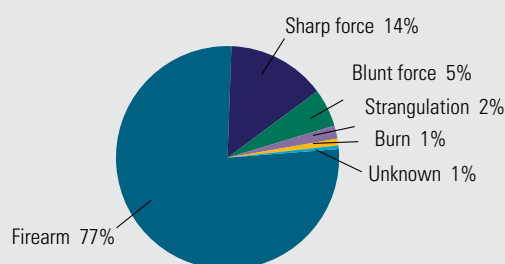
No response/don't know – Limited ① Partial ② Full ③			KEY	No response/ don't know – Once/few times ① Larger scale ②		
Child maltreatment laws			Enforcement	Child maltreatment prevention programmes		Implementation
Legal age of marriage (male/female)	18 / 18			Home visiting	YES	① ②
Against child marriage	YES		① ② ③	Parenting education	YES	① ②
Against statutory rape	YES		① ② ③	Training to recognise / avoid sexually abusive situations	YES	① ②
Against female genital mutilation	NO		–			
Ban on corporal punishment (all settings)	NO (–)		–			
Youth violence laws				Youth violence prevention programmes		
Against weapons on school premises	NO		–	Pre-school enrichment	YES	① ②
Against gang or criminal group membership	YES		① ② ③	Life skills and social development training	YES	① ②
				Mentoring	YES	① ②
				After-school supervision	YES	① ②
				School anti-bullying	YES	① ②
Intimate partner violence laws				Intimate partner violence prevention programmes		
Against rape in marriage	YES		① ② ③	Dating violence prevention in schools	YES	① ②
Allowing removal of violent spouse from home	YES		① ② ③	Microfinance and gender equity training	YES	① ②
				Social and cultural norms change	YES	① ②
Sexual violence laws				Sexual violence prevention programmes		
Against rape	YES		① ② ③	School and college programmes	YES	① ②
Against contact sexual violence without rape	YES		① ② ③	Physical environment changes	YES	① ②
Against non-contact sexual violence	YES		① ② ③	Social and cultural norms change	YES	① ②
Elder abuse laws				Elder abuse prevention programmes		
Against elder abuse	NO		–	Professional awareness campaigns	YES	① ②
Against elder abuse in institutions	–		–	Public information campaigns	YES	① ②
				Caregiver support	YES	① ②
				Residential care policies	YES	① ②
VICTIM LAWS				VICTIM SERVICES		
Providing for victim compensation	YES		① ② ③	Adult protective services	YES	① ②
Providing for victim legal representation	YES		① ② ③	Child protection services	YES	① ②
				Medico-legal services for sexual violence	YES	① ②
				Mental health services	YES	① ②

DATA ON VIOLENCE

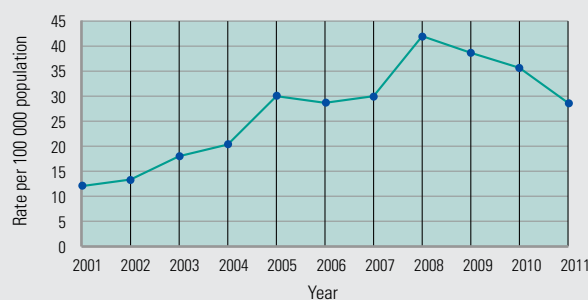
National prevalence surveys for non-fatal violence

Child maltreatment – Youth violence – Intimate partner violence – Sexual violence – Elder abuse –

Mechanism of homicide



Trends in homicides



Reported homicides (2011) N= 379, Rate= 28.6/100 000 (88% M, 12% F)

Sources: Mechanism: Police/ Reported homicides: Police

Source: Police



Population: 10 874 915

Gross national income per capita: US\$ 4 240

Income group: Middle

Income inequality: 36.06

ACTION PLANS, POLICIES AND LAWS RELEVANT TO SEVERAL TYPES OF VIOLENCE

National action plans		National social and educational policies	
Interpersonal violence	NO	Child maltreatment	NO
Youth violence	NO	Intimate partner violence	NO
Sexual violence	NO	Elder abuse	NO
Firearms		Alcohol	
Laws to regulate civilian access	YES	Adult (15+) per capita consumption (litres of pure alcohol)	1.5
Mandatory background check	YES	Patterns of drinking score	LEAST RISKY ① ② ③ ④ ⑤ MOST RISKY
Handguns/long guns/ automatic weapons	YES/YES/YES	Excise taxes	Beer: YES Wine: YES Spirits: YES
Carrying firearms in public	YES		
Programmes to reduce civilian firearm possession and use	YES		

LAWS AND PREVENTION PROGRAMMES BY TYPE OF VIOLENCE

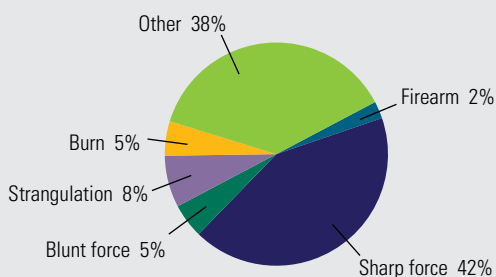
No response/don't know – Limited ① Partial ② Full ③		KEY		No response/ don't know – Once/few times ① Larger scale ②	
Child maltreatment laws		Enforcement		Child maltreatment prevention programmes	
Legal age of marriage (male/female)	18 / 18			Home visiting	YES ① ②
Against child marriage	YES	① ② ③		Parenting education	YES ① ②
Against statutory rape	YES	① ② ③		Training to recognise / avoid sexually abusive situations	YES ① ②
Against female genital mutilation	YES	① ② ③			
Ban on corporal punishment (all settings)	YES (YES)	① ② ③		Youth violence prevention programmes	
Youth violence laws				Pre-school enrichment	YES ① ②
Against weapons on school premises	YES	① ② ③		Life skills and social development training	NO –
Against gang or criminal group membership	YES	① ② ③		Mentoring	NO –
				After-school supervision	YES ① ②
				School anti-bullying	YES ① ②
Intimate partner violence laws				Intimate partner violence prevention programmes	
Against rape in marriage	NO	–		Dating violence prevention in schools	NO –
Allowing removal of violent spouse from home	NO	–		Microfinance and gender equity training	YES ① ②
				Social and cultural norms change	YES ① ②
Sexual violence laws				Sexual violence prevention programmes	
Against rape	YES	① ② ③		School and college programmes	YES ① ②
Against contact sexual violence without rape	YES	① ② ③		Physical environment changes	YES ① ②
Against non-contact sexual violence	YES	① ② ③		Social and cultural norms change	YES ① ②
Elder abuse laws				Elder abuse prevention programmes	
Against elder abuse	YES	① ② ③		Professional awareness campaigns	YES ① ②
Against elder abuse in institutions	YES	① ② ③		Public information campaigns	YES ① ②
				Caregiver support	YES ① ②
				Residential care policies	YES ① ②
VICTIM LAWS				VICTIM SERVICES	
Providing for victim compensation	NO	–		Adult protective services	YES ① ②
Providing for victim legal representation	YES	① ② ③		Child protection services	YES ① ②
				Medico-legal services for sexual violence	YES ① ②
				Mental health services	YES ① ②

DATA ON VIOLENCE

National prevalence surveys for non-fatal violence

Child maltreatment YES Youth violence NO Intimate partner violence YES Sexual violence YES Elder abuse NO

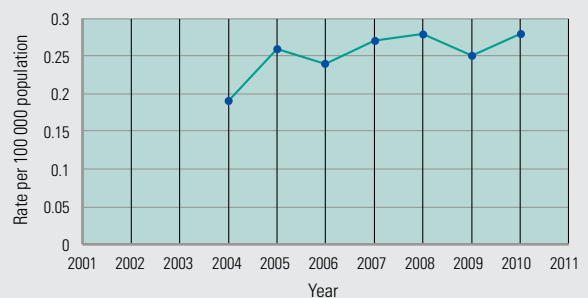
Mechanism of homicide



Reported homicides (2012) N= 332, Rate= –/100 000 (–% M, –% F)

Sources: Mechanism: Police/ Reported homicides: Police

Trends in homicides



Source: Police



Population: 73 997 128

Gross national income per capita: US\$ 10 810

Income group: Middle

Income inequality: 40.03

ACTION PLANS, POLICIES AND LAWS RELEVANT TO SEVERAL TYPES OF VIOLENCE

National action plans		National social and educational policies	
Interpersonal violence	YES	Child maltreatment	YES
Youth violence	YES	Intimate partner violence	YES
Sexual violence	YES	Elder abuse	YES
Firearms		Alcohol	
Laws to regulate civilian access	YES	Adult (15+) per capita consumption (litres of pure alcohol)	2
Mandatory background check	YES	Patterns of drinking score	LEAST RISKY ①②③④⑤ MOST RISKY
Handguns/long guns/ automatic weapons	YES/YES/YES	Excise taxes	Beer: YES Wine: YES Spirits: YES
Carrying firearms in public	YES		
Programmes to reduce civilian firearm possession and use	YES		

LAWS AND PREVENTION PROGRAMMES BY TYPE OF VIOLENCE

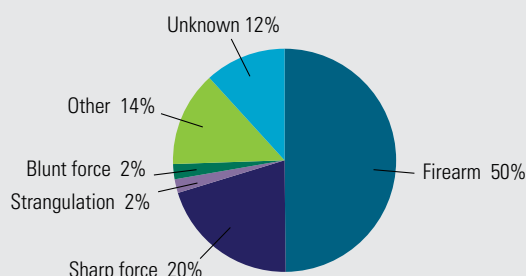
No response/don't know – Limited ① Partial ② Full ③		KEY		No response/ don't know – Once/few times ① Larger scale ②	
Child maltreatment laws		Enforcement		Child maltreatment prevention programmes	
Legal age of marriage (male/female)	17 / 17			Home visiting	YES ①②
Against child marriage	YES	①②③		Parenting education	YES ①②
Against statutory rape	YES	①②③		Training to recognise / avoid sexually abusive situations	YES ①②
Against female genital mutilation	NO	–			
Ban on corporal punishment (all settings)	NO (–)	–			
Youth violence laws				Youth violence prevention programmes	
Against weapons on school premises	YES	①②③		Pre-school enrichment	YES ①②
Against gang or criminal group membership	YES	①②③		Life skills and social development training	YES ①②
				Mentoring	YES ①②
				After-school supervision	NO –
				School anti-bullying	YES ①②
Intimate partner violence laws				Intimate partner violence prevention programmes	
Against rape in marriage	YES	①②③		Dating violence prevention in schools	NO –
Allowing removal of violent spouse from home	YES	①②③		Microfinance and gender equity training	YES ①②
				Social and cultural norms change	YES ①②
Sexual violence laws				Sexual violence prevention programmes	
Against rape	YES	①②③		School and college programmes	NO –
Against contact sexual violence without rape	YES	①②③		Physical environment changes	NO –
Against non-contact sexual violence	YES	①②③		Social and cultural norms change	YES ①②
Elder abuse laws				Elder abuse prevention programmes	
Against elder abuse	YES	①②③		Professional awareness campaigns	NO –
Against elder abuse in institutions	YES	①②③		Public information campaigns	YES ①②
				Caregiver support	YES ①②
				Residential care policies	YES ①②
VICTIM LAWS				VICTIM SERVICES	
Providing for victim compensation	YES	①②③		Adult protective services	YES ①②
Providing for victim legal representation	YES	①②③		Child protection services	YES ①②
				Medico-legal services for sexual violence	YES ①②
				Mental health services	YES ①②

DATA ON VIOLENCE

National prevalence surveys for non-fatal violence

Child maltreatment NO Youth violence NO Intimate partner violence YES Sexual violence YES Elder abuse –

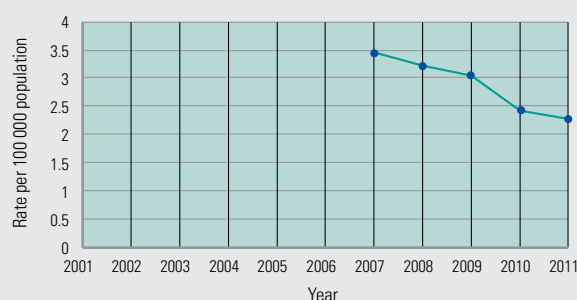
Mechanism of homicide



Reported homicides (2011) N= 1703, Rate= 2.28/100 000 (80% M, 20% F)

Sources: Mechanism: Police/ Reported homicides: Police

Trends in homicides



Source: Police



Population: 9 860

Gross national income per capita: US\$ 5 650

Income group: Middle

Income inequality: –

ACTION PLANS, POLICIES AND LAWS RELEVANT TO SEVERAL TYPES OF VIOLENCE

National action plans		National social and educational policies	
Interpersonal violence	NO	Child maltreatment	NO
Youth violence	NO	Intimate partner violence	NO
Sexual violence	NO	Elder abuse	NO
Firearms		Alcohol	
Laws to regulate civilian access	YES	Adult (15+) per capita consumption (litres of pure alcohol)	1.5
Mandatory background check	YES	Patterns of drinking score	LEAST RISKY ①②③④⑤ MOST RISKY
Handguns/long guns/ automatic weapons	YES/YES/YES	Excise taxes	Beer: YES Wine: YES Spirits: YES
Carrying firearms in public	YES		
Programmes to reduce civilian firearm possession and use	NO		

LAWS AND PREVENTION PROGRAMMES BY TYPE OF VIOLENCE

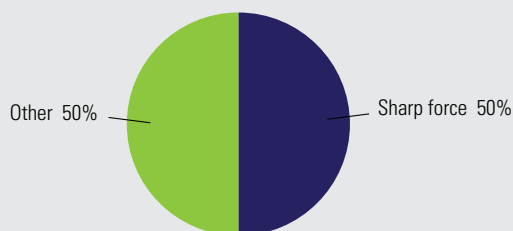
		KEY									
		No response/ don't know –	Limited ①	Partial ②	Full ③	No response/ don't know –	Once/few times ①	Larger scale ②			
Child maltreatment laws			Enforcement			Child maltreatment prevention programmes			Implementation		
Legal age of marriage (male/female)	18 / 18					Home visiting	NO	–			
Against child marriage	YES	①②③				Parenting education	YES	①②			
Against statutory rape	YES	①②③				Training to recognise / avoid sexually abusive situations	YES	①②			
Against female genital mutilation	YES	①②③									
Ban on corporal punishment (all settings)	NO (–)	–									
Youth violence laws			Enforcement			Youth violence prevention programmes			Implementation		
Against weapons on school premises	YES	①②③				Pre-school enrichment	NO	–			
Against gang or criminal group membership	YES	①②③				Life skills and social development training	YES	①②			
						Mentoring	YES	①②			
						After-school supervision	YES	①②			
						School anti-bullying	YES	①②			
Intimate partner violence laws			Enforcement			Intimate partner violence prevention programmes			Implementation		
Against rape in marriage	YES	①②③				Dating violence prevention in schools	NO	–			
Allowing removal of violent spouse from home	YES	①②③				Microfinance and gender equity training	YES	①②			
						Social and cultural norms change	YES	①②			
Sexual violence laws			Enforcement			Sexual violence prevention programmes			Implementation		
Against rape	YES	①②③				School and college programmes	YES	①②			
Against contact sexual violence without rape	YES	①②③				Physical environment changes	YES	①②			
Against non-contact sexual violence	YES	①②③				Social and cultural norms change	YES	①②			
Elder abuse laws			Enforcement			Elder abuse prevention programmes			Implementation		
Against elder abuse	YES	①②③				Professional awareness campaigns	YES	①②			
Against elder abuse in institutions	NO	–				Public information campaigns	YES	①②			
						Caregiver support	YES	①②			
						Residential care policies	YES	①②			
VICTIM LAWS			Enforcement			VICTIM SERVICES			Implementation		
Providing for victim compensation	YES	①②③				Adult protective services	NO	–			
Providing for victim legal representation	YES	①②③				Child protection services	YES	①②			
						Medico-legal services for sexual violence	YES	①②			
						Mental health services	–	–			

DATA ON VIOLENCE

National prevalence surveys for non-fatal violence

Child maltreatment NO Youth violence NO Intimate partner violence YES Sexual violence YES Elder abuse NO

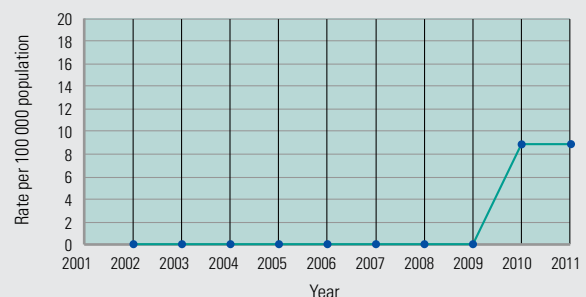
Mechanism of homicide



Reported homicides (2012) N= 2, Rate= 17.8/100 000 (100% M, 0% F)

Sources: Mechanism: Police/ Reported homicides: Police

Trends in homicides



Source: Police



Population: 36 345 860

Gross national income per capita: US\$ 480

Income group: Low

Income inequality: 44.3

ACTION PLANS, POLICIES AND LAWS RELEVANT TO SEVERAL TYPES OF VIOLENCE

National action plans		National social and educational policies	
Interpersonal violence	YES	Child maltreatment	YES
Youth violence	YES	Intimate partner violence	YES ¹
Sexual violence	YES	Elder abuse	YES
Firearms		Alcohol	
Laws to regulate civilian access	YES	Adult (15+) per capita consumption (litres of pure alcohol)	9.8
Mandatory background check	YES	Patterns of drinking score	LEAST RISKY ①②③④⑤ MOST RISKY
Handguns/long guns/ automatic weapons	YES/YES/YES	Excise taxes	Beer: YES Wine: YES Spirits: YES
Carrying firearms in public	YES		
Programmes to reduce civilian firearm possession and use	YES		

LAWS AND PREVENTION PROGRAMMES BY TYPE OF VIOLENCE

No response/don't know – Limited ① Partial ② Full ③			KEY	No response/ don't know – Once/few times ① Larger scale ②		
Child maltreatment laws			Enforcement	Child maltreatment prevention programmes		
Legal age of marriage (male/female)	18 / 18			Home visiting	YES	① ②
Against child marriage	YES		① ② ③	Parenting education	YES	① ②
Against statutory rape	YES		① ② ③	Training to recognise / avoid sexually abusive situations	YES	① ②
Against female genital mutilation	YES		① ② ③			
Ban on corporal punishment (all settings)	YES (YES)		① ② ③	Youth violence prevention programmes		
Youth violence laws				Pre-school enrichment	YES	① ②
Against weapons on school premises	YES		① ② ③	Life skills and social development training	YES	① ②
Against gang or criminal group membership	YES		① ② ③	Mentoring	YES	① ②
				After-school supervision	YES	① ②
				School anti-bullying	YES	① ②
Intimate partner violence laws				Intimate partner violence prevention programmes		
Against rape in marriage	NO		–	Dating violence prevention in schools	NO	–
Allowing removal of violent spouse from home	NO		–	Microfinance and gender equity training	NO	–
				Social and cultural norms change	YES	① ②
Sexual violence laws				Sexual violence prevention programmes		
Against rape	YES		① ② ③	School and college programmes	YES	① ②
Against contact sexual violence without rape	NO		–	Physical environment changes	YES	① ②
Against non-contact sexual violence	YES		① ② ③	Social and cultural norms change	YES	① ②
Elder abuse laws				Elder abuse prevention programmes		
Against elder abuse	YES		① ② ③	Professional awareness campaigns	YES	① ②
Against elder abuse in institutions	NO		–	Public information campaigns	YES	① ②
				Caregiver support	YES	① ②
				Residential care policies	YES	① ②
VICTIM LAWS				VICTIM SERVICES		
Providing for victim compensation	YES		① ② ③	Adult protective services	NO	–
Providing for victim legal representation	YES		① ② ③	Child protection services	YES	① ②
				Medico-legal services for sexual violence	YES	① ②
				Mental health services	YES	① ②

DATA ON VIOLENCE

National prevalence surveys for non-fatal violence

Child maltreatment YES¹ Youth violence YES¹ Intimate partner violence YES¹ Sexual violence YES Elder abuse YES¹

Mechanism of homicide



Trends in homicides

YEAR	NUMBER OF HOMICIDES
2009	2753
2010	2669
2013	1761

Reported homicides (2011) N= 1987, Rate= –/100 000 (–% M, –% F)

Sources. Mechanism: —/ Reported homicides: Police

Source: Police

¹ Subnational.

UNITED ARAB EMIRATES



Population: 9 205 651

Gross national income per capita: US\$ 38 620

Income group: High

Income inequality: –

ACTION PLANS, POLICIES AND LAWS RELEVANT TO SEVERAL TYPES OF VIOLENCE

National action plans		National social and educational policies	
Interpersonal violence	NO	Child maltreatment	NO
Youth violence	NO	Intimate partner violence	NO
Sexual violence	NO	Elder abuse	NO
Firearms		Alcohol	
Laws to regulate civilian access	YES	Adult (15+) per capita consumption (litres of pure alcohol)	4.3
Mandatory background check	YES	Patterns of drinking score	–
Handguns/long guns/ automatic weapons	YES/YES/YES	Excise taxes	Beer: – Wine: – Spirits: –
Carrying firearms in public	YES		
Programmes to reduce civilian firearm possession and use	–		

LAWS AND PREVENTION PROGRAMMES BY TYPE OF VIOLENCE

No response/don't know – Limited ① Partial ② Full ③		KEY		No response/ don't know – Once/few times ① Larger scale ②	
		Enforcement		Implementation	
Child maltreatment laws		Child maltreatment prevention programmes			
Legal age of marriage (male/female)	18 / 18			Home visiting	YES ① ②
Against child marriage	YES	① ② ③		Parenting education	YES ① ②
Against statutory rape	YES	① ② ③		Training to recognise / avoid sexually abusive situations	YES ① ②
Against female genital mutilation	NO	–			
Ban on corporal punishment (all settings)	NO (–)	–			
Youth violence laws		Youth violence prevention programmes			
Against weapons on school premises	YES	① ② ③		Pre-school enrichment	–
Against gang or criminal group membership	YES	① ② ③		Life skills and social development training	–
				Mentoring	–
				After-school supervision	–
				School anti-bullying	–
Intimate partner violence laws		Intimate partner violence prevention programmes			
Against rape in marriage	NO	–		Dating violence prevention in schools	–
Allowing removal of violent spouse from home	–	–		Microfinance and gender equity training	NO
				Social and cultural norms change	–
Sexual violence laws		Sexual violence prevention programmes			
Against rape	YES	① ② ③		School and college programmes	YES ① ②
Against contact sexual violence without rape	YES	① ② ③		Physical environment changes	YES ① ②
Against non-contact sexual violence	YES	① ② ③		Social and cultural norms change	YES ① ②
Elder abuse laws		Elder abuse prevention programmes			
Against elder abuse	YES ¹	① ② ③		Professional awareness campaigns	–
Against elder abuse in institutions	YES ¹	① ② ③		Public information campaigns	–
				Caregiver support	–
				Residential care policies	–
VICTIM LAWS		VICTIM SERVICES			
Providing for victim compensation	NO	–		Adult protective services	YES ① ②
Providing for victim legal representation	NO	–		Child protection services	YES ① ②
				Medico-legal services for sexual violence	YES ① ②
				Mental health services	YES ① ②

DATA ON VIOLENCE

National prevalence surveys for non-fatal violence

Child maltreatment – Youth violence – Intimate partner violence – Sexual violence NO Elder abuse NO

Mechanism of homicide



Trends in homicides



¹ Subnational.



Population: 62 783 115

Gross national income per capita: US\$ 38 300

Income group: High

Income inequality: 35.97

ACTION PLANS, POLICIES AND LAWS RELEVANT TO SEVERAL TYPES OF VIOLENCE

National action plans		National social and educational policies	
Interpersonal violence	YES ¹	Child maltreatment	YES
Youth violence	YES	Intimate partner violence	YES
Sexual violence	YES ¹	Elder abuse	YES ¹
Firearms		Alcohol	
Laws to regulate civilian access	YES	Adult (15+) per capita consumption (litres of pure alcohol)	11.6
Mandatory background check	YES	Patterns of drinking score	LEAST RISKY ①②③④⑤ MOST RISKY
Handguns/long guns/ automatic weapons	YES/YES/YES	Excise taxes	Beer: YES Wine: YES Spirits: YES
Carrying firearms in public	YES		
Programmes to reduce civilian firearm possession and use	YES		

LAWS AND PREVENTION PROGRAMMES BY TYPE OF VIOLENCE

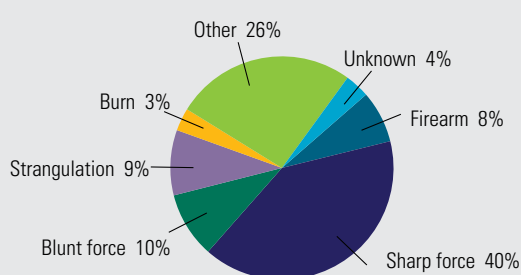
No response/don't know – Limited ① Partial ② Full ③			KEY	No response/ don't know – Once/few times ① Larger scale ②		
Child maltreatment laws			Enforcement	Child maltreatment prevention programmes		
Legal age of marriage (male/female)	16 / 16			Home visiting	YES	① ②
Against child marriage	YES		① ② ③	Parenting education	YES	① ②
Against statutory rape	YES		① ② ③	Training to recognise / avoid sexually abusive situations	YES	① ②
Against female genital mutilation	YES		① ② ③			
Ban on corporal punishment (all settings)	YES (NO)		① ② ③			
Youth violence laws				Youth violence prevention programmes		
Against weapons on school premises	YES		① ② ③	Pre-school enrichment	YES	① ②
Against gang or criminal group membership	YES ¹		① ② ③	Life skills and social development training	YES	① ②
				Mentoring	YES	① ②
				After-school supervision	YES	① ②
				School anti-bullying	YES	① ②
Intimate partner violence laws				Intimate partner violence prevention programmes		
Against rape in marriage	YES		① ② ③	Dating violence prevention in schools	YES	① ②
Allowing removal of violent spouse from home	YES		① ② ③	Microfinance and gender equity training	NO	–
				Social and cultural norms change	YES	① ②
Sexual violence laws				Sexual violence prevention programmes		
Against rape	YES		① ② ③	School and college programmes	YES	① ②
Against contact sexual violence without rape	YES		① ② ③	Physical environment changes	YES	① ②
Against non-contact sexual violence	YES		① ② ③	Social and cultural norms change	YES	① ②
Elder abuse laws				Elder abuse prevention programmes		
Against elder abuse	YES ¹		① ② ③	Professional awareness campaigns	YES	① ②
Against elder abuse in institutions	YES ¹		① ② ③	Public information campaigns	YES	① ②
				Caregiver support	YES	① ②
				Residential care policies	YES	① ②
VICTIM LAWS				VICTIM SERVICES		
Providing for victim compensation	YES		① ② ③	Adult protective services	YES	① ②
Providing for victim legal representation	NO		–	Child protection services	YES	① ②
				Medico-legal services for sexual violence	YES	① ②
				Mental health services	YES	① ②

DATA ON VIOLENCE

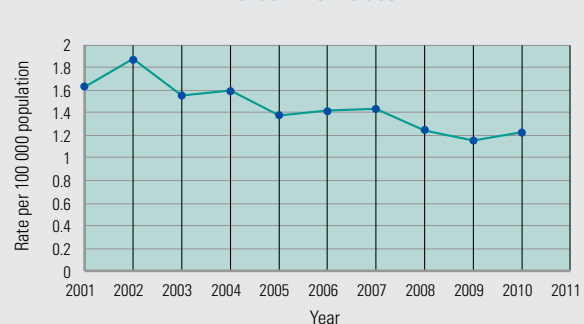
National prevalence surveys for non-fatal violence

Child maltreatment YES Youth violence YES¹ Intimate partner violence YES Sexual violence YES Elder abuse YES

Mechanism of homicide



Trends in homicides²



Reported homicides (2011/12) N= 653, Rate= 1.03/100 000 (70% M, 30% F)

Sources: Mechanism: Police/ Reported homicides: Police

Source: Police

¹ National and subnational.

² In 2002, there were 172 deaths attributable to the activities of Harold Shipman.

UNITED REPUBLIC OF TANZANIA



Population: 47 783 107

Gross national income per capita: US\$ 570

Income group: Low

Income inequality: 37.58

ACTION PLANS, POLICIES AND LAWS RELEVANT TO SEVERAL TYPES OF VIOLENCE

National action plans				National social and educational policies	
Interpersonal violence	YES	Child maltreatment	YES	Incentives provided for high-risk youth to complete schooling	NO
Youth violence	NO	Intimate partner violence	YES	Housing policies to de-concentrate poverty	YES
Sexual violence	YES	Elder abuse	YES		
Firearms				Alcohol	
Laws to regulate civilian access	YES			Adult (15+) per capita consumption (litres of pure alcohol)	7.7
Mandatory background check	YES			Patterns of drinking score	LEAST RISKY ①②③④⑤ MOST RISKY
Handguns/long guns/ automatic weapons	YES/YES/YES			Excise taxes	Beer: YES Wine: YES Spirits: YES
Carrying firearms in public	YES				
Programmes to reduce civilian firearm possession and use	YES				

LAWS AND PREVENTION PROGRAMMES BY TYPE OF VIOLENCE

No response/don't know – Limited ① Partial ② Full ③			KEY	No response/ don't know – Once/few times ① Larger scale ②		
Child maltreatment laws			Enforcement	Child maltreatment prevention programmes		Implementation
Legal age of marriage (male/female)	16 / 18			Home visiting	YES	①②
Against child marriage	YES	①②③		Parenting education	YES	①②
Against statutory rape	YES	①②③		Training to recognise / avoid sexually abusive situations	YES	①②
Against female genital mutilation	YES	①②③				
Ban on corporal punishment (all settings)	NO (-)	-				
Youth violence laws				Youth violence prevention programmes		
Against weapons on school premises	YES	①②③		Pre-school enrichment	NO	-
Against gang or criminal group membership	YES	①②③		Life skills and social development training	YES	①②
				Mentoring	YES	①②
				After-school supervision	NO	-
				School anti-bullying	NO	-
Intimate partner violence laws				Intimate partner violence prevention programmes		
Against rape in marriage	-	-		Dating violence prevention in schools	YES	①②
Allowing removal of violent spouse from home	-	-		Microfinance and gender equity training	YES	①②
				Social and cultural norms change	YES	①②
Sexual violence laws				Sexual violence prevention programmes		
Against rape	YES	①②③		School and college programmes	YES	①②
Against contact sexual violence without rape	YES	①②③		Physical environment changes	YES	①②
Against non-contact sexual violence	YES	-		Social and cultural norms change	YES	①②
Elder abuse laws				Elder abuse prevention programmes		
Against elder abuse	NO	-		Professional awareness campaigns	YES	①②
Against elder abuse in institutions	NO	-		Public information campaigns	YES	①②
				Caregiver support	NO	-
				Residential care policies	YES	①②
VICTIM LAWS				VICTIM SERVICES		
Providing for victim compensation	NO	-		Adult protective services	YES	①②
Providing for victim legal representation	YES	①②③		Child protection services	YES	①②
				Medico-legal services for sexual violence	YES	①②
				Mental health services	YES	①②

DATA ON VIOLENCE

National prevalence surveys for non-fatal violence

Child maltreatment YES Youth violence NO Intimate partner violence YES Sexual violence YES Elder abuse YES

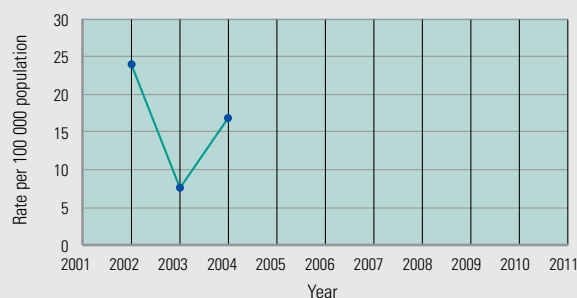
Mechanism of homicide



Reported homicides (2012) N= 3928, Rate= 8.7/100 000 (-% M, -% F)

Sources: Mechanism: —/ Reported homicides: Police

Trends in homicides



Source: Civil and Vital Registration

UNITED STATES OF AMERICA



Population: 317 505 266

Gross national income per capita: US\$ 52 350

Income group: High

Income inequality: 40.81

ACTION PLANS, POLICIES AND LAWS RELEVANT TO SEVERAL TYPES OF VIOLENCE

National action plans		National social and educational policies	
Interpersonal violence	YES ¹	Child maltreatment	YES
Youth violence	YES ¹	Intimate partner violence	YES ¹
Sexual violence	YES ¹	Elder abuse	YES
Firearms		Alcohol	
Laws to regulate civilian access	YES ²	Adult (15+) per capita consumption (litres of pure alcohol)	9.2
Mandatory background check	YES ²	Patterns of drinking score	LEAST RISKY ① ② ③ ④ ⑤ MOST RISKY
Handguns/long guns/ automatic weapons	YES/YES/YES ²	Excise taxes	Beer: YES Wine: YES Spirits: YES
Carrying firearms in public	YES ²		
Programmes to reduce civilian firearm possession and use	YES ¹		

LAWS AND PREVENTION PROGRAMMES BY TYPE OF VIOLENCE

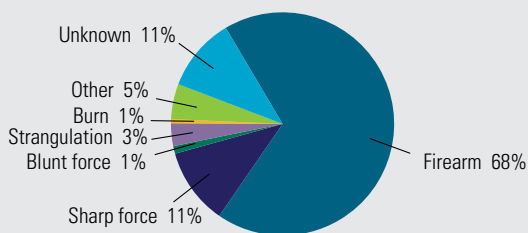
No response/don't know – Limited ① Partial ② Full ③			KEY	No response/ don't know – Once/few times ① Larger scale ②		
Child maltreatment laws			Enforcement	Child maltreatment prevention programmes		
Legal age of marriage (male/female)	18 / 18 ³			Home visiting	YES	① ②
Against child marriage	YES ³	① ② ③		Parenting education	YES	① ②
Against statutory rape	YES ⁴	① ② ③		Training to recognise / avoid sexually abusive situations	YES	① ②
Against female genital mutilation	YES	① ② ③				
Ban on corporal punishment (all settings)	YES ¹ (NO)	① ② ③				
Youth violence laws				Youth violence prevention programmes		
Against weapons on school premises	YES	① ② ③		Pre-school enrichment	YES	① ②
Against gang or criminal group membership	NO	–		Life skills and social development training	YES	① ②
				Mentoring	YES	① ②
				After-school supervision	YES	① ②
				School anti-bullying	YES	① ②
Intimate partner violence laws				Intimate partner violence prevention programmes		
Against rape in marriage	YES	① ② ③		Dating violence prevention in schools	YES	① ②
Allowing removal of violent spouse from home	YES	① ② ③		Microfinance and gender equity training	NO	–
				Social and cultural norms change	YES	① ②
Sexual violence laws				Sexual violence prevention programmes		
Against rape	YES ⁵	① ② ③		School and college programmes	YES	① ②
Against contact sexual violence without rape	YES ⁵	① ② ③		Physical environment changes	YES	① ②
Against non-contact sexual violence	YES ⁵	① ② ③		Social and cultural norms change	YES	① ②
Elder abuse laws				Elder abuse prevention programmes		
Against elder abuse	YES ⁶	① ② ③		Professional awareness campaigns	YES	① ②
Against elder abuse in institutions	YES ¹	① ② ③		Public information campaigns	YES	① ②
				Caregiver support	YES	① ②
				Residential care policies	YES	① ②
VICTIM LAWS				VICTIM SERVICES		
Providing for victim compensation	YES	① ② ③		Adult protective services	YES	① ②
Providing for victim legal representation	NO	–		Child protection services	YES	① ②
				Medico-legal services for sexual violence	YES	① ②
				Mental health services	YES	① ②

DATA ON VIOLENCE

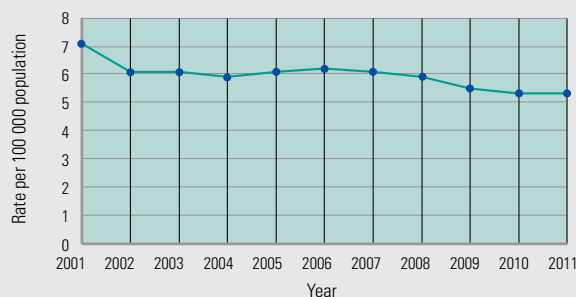
National prevalence surveys for non-fatal violence

Child maltreatment YES Youth violence YES Intimate partner violence YES Sexual violence YES Elder abuse YES

Mechanism of homicide



Trends in homicides



Reported homicides (2011) N= 16 259, Rate= 5.3/100 000 (78% M, 22% F)

Sources: Mechanism: Civil and Vital Registration/ Reported homicides: Civil and Vital Registration

Source: Civil and Vital Registration

¹ Subnational.

² Federal, state and local laws. The nature and extent of restrictions vary by state.

³ Aged 16 and older with parental consent; a few states allow children <16 to marry with parental consent and/or a court order.

⁴ Most states do not use the term "statutory rape" but have statutes addressing sexual activity involving minors.

⁵ Federal and state laws; federal law applies to specific interstate conduct that occurs in enumerated locations subject to federal jurisdictions.

⁶ Federal and state laws but state law is primary source of sanctions, remedies and protections.

UZBEKISTAN



Population: 28 541 423

Gross national income per capita: US\$ 1 700

Income group: Middle

Income inequality: 36.72

ACTION PLANS, POLICIES AND LAWS RELEVANT TO SEVERAL TYPES OF VIOLENCE

National action plans				National social and educational policies			
Interpersonal violence	YES	Child maltreatment	YES	Incentives provided for high-risk youth to complete schooling	YES		
Youth violence	YES ¹	Intimate partner violence	YES ¹	Housing policies to de-concentrate poverty	NO		
Sexual violence	YES	Elder abuse	NO				
Firearms				Alcohol			
Laws to regulate civilian access	YES			Adult (15+) per capita consumption (litres of pure alcohol)	4.6		
Mandatory background check	YES			Patterns of drinking score	LEAST RISKY ①②③④⑤ MOST RISKY		
Handguns/long guns/ automatic weapons	YES/YES/YES			Excise taxes	Beer: –	Wine: –	Spirits: –
Carrying firearms in public	YES						
Programmes to reduce civilian firearm possession and use	YES						

LAWS AND PREVENTION PROGRAMMES BY TYPE OF VIOLENCE

No response/don't know – Limited ① Partial ② Full ③			KEY	No response/ don't know – Once/few times ① Larger scale ②		
Child maltreatment laws			Enforcement	Child maltreatment prevention programmes		
Legal age of marriage (male/female)	18 / 18			Home visiting	YES	①②
Against child marriage	YES	①②③		Parenting education	YES	①②
Against statutory rape	YES	①②③		Training to recognise / avoid sexually abusive situations	YES	①②
Against female genital mutilation	NO	–				
Ban on corporal punishment (all settings)	YES (YES)	①②③				
Youth violence laws				Youth violence prevention programmes		
Against weapons on school premises	YES	①②③		Pre-school enrichment	YES	①②
Against gang or criminal group membership	YES	①②③		Life skills and social development training	YES	①②
				Mentoring	YES	①②
				After-school supervision	YES	①②
				School anti-bullying	NO	–
Intimate partner violence laws				Intimate partner violence prevention programmes		
Against rape in marriage	YES	①②③		Dating violence prevention in schools	NO	–
Allowing removal of violent spouse from home	YES ¹	①②③		Microfinance and gender equity training	YES	①②
				Social and cultural norms change	YES	①②
Sexual violence laws				Sexual violence prevention programmes		
Against rape	YES	①②③		School and college programmes	NO	–
Against contact sexual violence without rape	YES	①②③		Physical environment changes	NO	–
Against non-contact sexual violence	YES	①②③		Social and cultural norms change	NO	–
Elder abuse laws				Elder abuse prevention programmes		
Against elder abuse	YES	①②③		Professional awareness campaigns	NO	–
Against elder abuse in institutions	YES ¹	①②③		Public information campaigns	YES	①②
				Caregiver support	NO	–
				Residential care policies	YES	①②
VICTIM LAWS				VICTIM SERVICES		
Providing for victim compensation	NO	–		Adult protective services	NO	–
Providing for victim legal representation	YES	①②③		Child protection services	NO	–
				Medico-legal services for sexual violence	NO	–
				Mental health services	YES	①②

DATA ON VIOLENCE

National prevalence surveys for non-fatal violence

Child maltreatment NO Youth violence NO Intimate partner violence NO Sexual violence NO Elder abuse NO



¹ Subnational.



Population: 247 262

Gross national income per capita: US\$ 2 990

Income group: Middle

Income inequality: –

ACTION PLANS, POLICIES AND LAWS RELEVANT TO SEVERAL TYPES OF VIOLENCE

National action plans		National social and educational policies	
Interpersonal violence	NO	Child maltreatment	NO
Youth violence	NO	Intimate partner violence	NO
Sexual violence	NO	Elder abuse	NO
Firearms		Alcohol	
Laws to regulate civilian access	YES	Adult (15+) per capita consumption (litres of pure alcohol)	1.4
Mandatory background check	YES	Patterns of drinking score	LEAST RISKY ①②③④⑤ MOST RISKY
Handguns/long guns/ automatic weapons	YES/YES/YES	Excise taxes	Beer: – Wine: – Spirits: –
Carrying firearms in public	YES		
Programmes to reduce civilian firearm possession and use	NO		

LAWS AND PREVENTION PROGRAMMES BY TYPE OF VIOLENCE

No response/don't know – Limited ① Partial ② Full ③		KEY	No response/ don't know – Once/few times ① Larger scale ②	
Child maltreatment laws		Enforcement	Child maltreatment prevention programmes	
Legal age of marriage (male/female)	18 / 18	–*	Home visiting	NO –
Against child marriage	YES	–	Parenting education	NO –
Against statutory rape	YES	① ② ③	Training to recognise / avoid sexually abusive situations	NO –
Against female genital mutilation	NO	–		
Ban on corporal punishment (all settings)	YES (NO)	① ② ③		
Youth violence laws			Youth violence prevention programmes	
Against weapons on school premises	NO	–	Pre-school enrichment	NO –
Against gang or criminal group membership	YES	① ② ③	Life skills and social development training	NO –
			Mentoring	NO –
			After-school supervision	NO –
			School anti-bullying	NO –
Intimate partner violence laws			Intimate partner violence prevention programmes	
Against rape in marriage	YES	① ② ③	Dating violence prevention in schools	NO –
Allowing removal of violent spouse from home	YES	① ② ③	Microfinance and gender equity training	NO –
			Social and cultural norms change	NO –
Sexual violence laws			Sexual violence prevention programmes	
Against rape	YES	① ② ③	School and college programmes	NO –
Against contact sexual violence without rape	NO	–	Physical environment changes	NO –
Against non-contact sexual violence	NO	–	Social and cultural norms change	NO –
Elder abuse laws			Elder abuse prevention programmes	
Against elder abuse	NO	–	Professional awareness campaigns	NO –
Against elder abuse in institutions	NO	–	Public information campaigns	NO –
			Caregiver support	NO –
			Residential care policies	NO –
VICTIM LAWS			VICTIM SERVICES	
Providing for victim compensation	YES	① ② ③	Adult protective services	NO –
Providing for victim legal representation	YES	① ② ③	Child protection services	NO –
			Medico-legal services for sexual violence	NO –
			Mental health services	NO –

DATA ON VIOLENCE


National prevalence surveys for non-fatal violence

Child maltreatment NO Youth violence NO Intimate partner violence YES Sexual violence YES Elder abuse NO

Mechanism of homicide



Trends in homicides





Population: 90 795 769

Gross national income per capita: US\$ 1 550

Income group: Middle

Income inequality: 35.57

ACTION PLANS, POLICIES AND LAWS RELEVANT TO SEVERAL TYPES OF VIOLENCE

National action plans				National social and educational policies	
Interpersonal violence	YES	Child maltreatment	YES	Incentives provided for high-risk youth to complete schooling	YES
Youth violence	YES	Intimate partner violence	YES	Housing policies to de-concentrate poverty	YES
Sexual violence	YES	Elder abuse	YES		
Firearms				Alcohol	
Laws to regulate civilian access	YES			Adult (15+) per capita consumption (litres of pure alcohol)	6.6
Mandatory background check	YES			Patterns of drinking score	LEAST RISKY ①②③④⑤ MOST RISKY
Handguns/long guns/ automatic weapons	YES/YES/YES			Excise taxes	Beer: YES Wine: YES Spirits: YES
Carrying firearms in public	YES				
Programmes to reduce civilian firearm possession and use	YES				

LAWS AND PREVENTION PROGRAMMES BY TYPE OF VIOLENCE

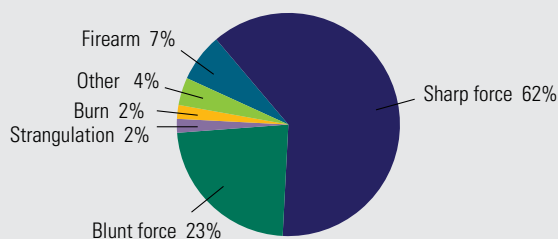
No response/don't know – Limited ① Partial ② Full ③			KEY No response/ don't know – Once/few times ① Larger scale ②		
Child maltreatment laws			Enforcement		Implementation
Legal age of marriage (male/female)	18 / 18				Home visiting YES ①②
Against child marriage	YES	①②③			Parenting education YES ①②
Against statutory rape	YES	①②③			Training to recognise / avoid sexually abusive situations YES ①②
Against female genital mutilation	YES	①②③			
Ban on corporal punishment (all settings)	YES (YES)	①②③			
Youth violence laws			Youth violence prevention programmes		
Against weapons on school premises	YES	①②③			Pre-school enrichment YES ①②
Against gang or criminal group membership	YES	①②③			Life skills and social development training YES ①②
					Mentoring YES ①②
					After-school supervision YES ①②
					School anti-bullying YES ①②
Intimate partner violence laws			Intimate partner violence prevention programmes		
Against rape in marriage	YES	①②③			Dating violence prevention in schools YES ①②
Allowing removal of violent spouse from home	NO	–			Microfinance and gender equity training YES ①②
					Social and cultural norms change YES ①②
Sexual violence laws			Sexual violence prevention programmes		
Against rape	YES	①②③			School and college programmes YES ①②
Against contact sexual violence without rape	YES	①②③			Physical environment changes YES ①②
Against non-contact sexual violence	YES	①②③			Social and cultural norms change YES ①②
Elder abuse laws			Elder abuse prevention programmes		
Against elder abuse	YES	①②③			Professional awareness campaigns YES ①②
Against elder abuse in institutions	YES	①②③			Public information campaigns YES ①②
					Caregiver support YES ①②
					Residential care policies YES ①②
VICTIM LAWS			VICTIM SERVICES		
Providing for victim compensation	YES	①②③			Adult protective services YES ①②
Providing for victim legal representation	YES	①②③			Child protection services YES ①②
					Medico-legal services for sexual violence YES ①②
					Mental health services YES ①②

DATA ON VIOLENCE

National prevalence surveys for non-fatal violence

Child maltreatment YES Youth violence NO Intimate partner violence YES Sexual violence YES Elder abuse NO

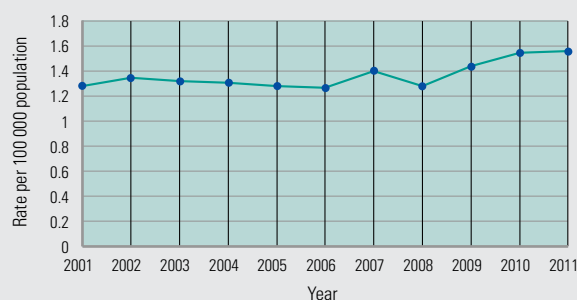
Mechanism of homicide



Reported homicides (2011) N= 1358, Rate= 1.56/100 000 (58.5% M, 41.5% F)

Sources: Mechanism: Ministry of Public Security/ Reported homicides: Police

Trends in homicides



Source: Ministry of Public Security

WEST BANK AND GAZA STRIP



Population: 4 218 771

Gross national income per capita: US\$ 2 810

Income group: Middle

Income inequality: 35.5

ACTION PLANS, POLICIES AND LAWS RELEVANT TO SEVERAL TYPES OF VIOLENCE

National action plans		National social and educational policies	
Interpersonal violence	NO	Child maltreatment	NO
Youth violence	NO	Intimate partner violence	NO
Sexual violence	NO	Elder abuse	YES
Firearms		Alcohol	
Laws to regulate civilian access	YES	Adult (15+) per capita consumption (litres of pure alcohol)	–
Mandatory background check	YES	Patterns of drinking score	–
Handguns/long guns/ automatic weapons	NO/NO/YES	Excise taxes	Beer: – Wine: – Spirits: –
Carrying firearms in public	YES		
Programmes to reduce civilian firearm possession and use	NO		

LAWS AND PREVENTION PROGRAMMES BY TYPE OF VIOLENCE

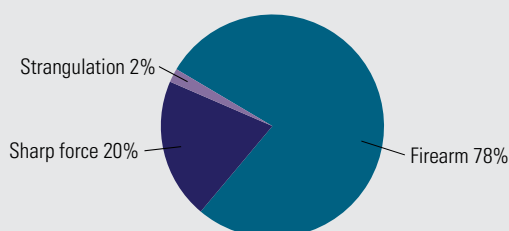
No response/don't know – Limited ① Partial ② Full ③		KEY	No response/ don't know – Once/few times ① Larger scale ②	
Child maltreatment laws		Enforcement	Child maltreatment prevention programmes	
Legal age of marriage (male/female)	16 / 15		Home visiting	YES ① ②
Against child marriage	YES	① ② ③	Parenting education	YES ① ②
Against statutory rape	YES	① ② ③	Training to recognise / avoid sexually abusive situations	YES ① ②
Against female genital mutilation	YES	① ② ③		
Ban on corporal punishment (all settings)	YES (YES)	① ② ③	Youth violence prevention programmes	
Youth violence laws			Pre-school enrichment	YES ① ②
Against weapons on school premises	NO	–	Life skills and social development training	YES ① ②
Against gang or criminal group membership	YES	① ② ③	Mentoring	YES ① ②
			After-school supervision	YES ① ②
			School anti-bullying	YES ① ②
Intimate partner violence laws			Intimate partner violence prevention programmes	
Against rape in marriage	–	–	Dating violence prevention in schools	NO –
Allowing removal of violent spouse from home	–	–	Microfinance and gender equity training	YES ① ②
			Social and cultural norms change	YES ① ②
Sexual violence laws			Sexual violence prevention programmes	
Against rape	YES	① ② ③	School and college programmes	YES ① ②
Against contact sexual violence without rape	YES	① ② ③	Physical environment changes	NO –
Against non-contact sexual violence	YES	① ② ③	Social and cultural norms change	YES ① ②
Elder abuse laws			Elder abuse prevention programmes	
Against elder abuse	NO	–	Professional awareness campaigns	YES ① ②
Against elder abuse in institutions	NO	–	Public information campaigns	NO –
			Caregiver support	YES ① ②
			Residential care policies	YES ① ②
VICTIM LAWS			VICTIM SERVICES	
Providing for victim compensation	YES ¹	① ② ③	Adult protective services	YES ① ②
Providing for victim legal representation	YES	① ② ③	Child protection services	YES ① ②
			Medico-legal services for sexual violence	YES ① ②
			Mental health services	YES ① ②

DATA ON VIOLENCE

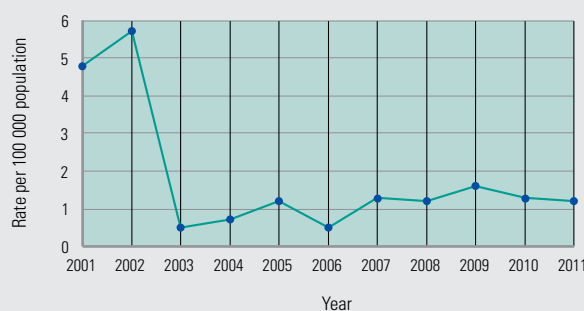
National prevalence surveys for non-fatal violence

Child maltreatment YES Youth violence NO Intimate partner violence NO Sexual violence NO Elder abuse NO

Mechanism of homicide



Trends in homicides



Reported homicides (2011) N= 80, Rate= 3/100 000 (81.2% M, 18.8% F)

Sources: Mechanism: Palestinian Health Information Center/ Reported homicides: Police

Source: Palestinian Health Information Center

¹ Subnational.

ACTION PLANS, POLICIES AND LAWS RELEVANT TO SEVERAL TYPES OF VIOLENCE

National action plans				National social and educational policies			
Interpersonal violence	NO	Child maltreatment	YES	Incentives provided for high-risk youth to complete schooling	NO		
Youth violence	YES	Intimate partner violence	NO	Housing policies to de-concentrate poverty	NO		
Sexual violence	NO	Elder abuse	NO				
Firearms				Alcohol			
Laws to regulate civilian access	YES			Adult (15+) per capita consumption (litres of pure alcohol)	0.3		
Mandatory background check	YES			Patterns of drinking score	-		
Handguns/long guns/ automatic weapons	YES/YES/YES			Excise taxes	Beer: -	Wine: -	Spirits: -
Carrying firearms in public	YES						
Programmes to reduce civilian firearm possession and use	YES						

LAWS AND PREVENTION PROGRAMMES BY TYPE OF VIOLENCE

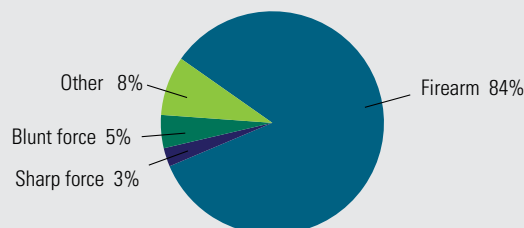
No response/don't know – Limited ① Partial ② Full ③			KEY	No response/ don't know – Once/few times ① Larger scale ②		
Child maltreatment laws			Enforcement	Child maltreatment prevention programmes		
Legal age of marriage (male/female)	- / -			Home visiting	NO	-
Against child marriage	NO			Parenting education	YES	① ②
Against statutory rape	YES	① ② ③		Training to recognise / avoid sexually abusive situations	YES	① ②
Against female genital mutilation	NO	-				
Ban on corporal punishment (all settings)	YES (NO)	① ② ③				
Youth violence laws				Youth violence prevention programmes		
Against weapons on school premises	YES	① ② ③		Pre-school enrichment	YES	① ②
Against gang or criminal group membership	YES	① ② ③		Life skills and social development training	YES	① ②
				Mentoring	YES	① ②
				After-school supervision	NO	-
				School anti-bullying	NO	-
Intimate partner violence laws				Intimate partner violence prevention programmes		
Against rape in marriage	-	-		Dating violence prevention in schools	NO	-
Allowing removal of violent spouse from home	-	-		Microfinance and gender equity training	YES	① ②
				Social and cultural norms change	YES	① ②
Sexual violence laws				Sexual violence prevention programmes		
Against rape	YES	① ② ③		School and college programmes	YES	① ②
Against contact sexual violence without rape	YES	① ② ③		Physical environment changes	NO	-
Against non-contact sexual violence	YES	① ② ③		Social and cultural norms change	YES	① ②
Elder abuse laws				Elder abuse prevention programmes		
Against elder abuse	NO	-		Professional awareness campaigns	NO	-
Against elder abuse in institutions	NO	-		Public information campaigns	NO	-
				Caregiver support	NO	-
				Residential care policies	NO	-
VICTIM LAWS				VICTIM SERVICES		
Providing for victim compensation	NO	-		Adult protective services	NO	-
Providing for victim legal representation	NO	-		Child protection services	YES	① ②
				Medico-legal services for sexual violence	YES	① ②
				Mental health services	NO	-

DATA ON VIOLENCE

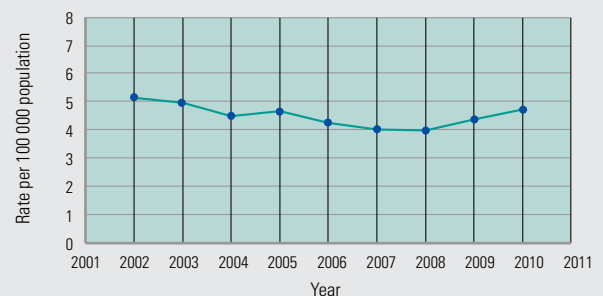
National prevalence surveys for non-fatal violence

Child maltreatment NO Youth violence NO Intimate partner violence NO Sexual violence NO Elder abuse NO

Mechanism of homicide



Trends in homicides



Reported homicides (2012) N= 1866, Rate= 7.45/100 000 (95% M, 5% F)

Sources: Mechanism: Ministry of Interior/ Reported homicides: Police

Source: Ministry of Interior



Population: 14 075 099

Gross national income per capita: US\$ 1 410

Income group: Middle

Income inequality: 57.49

ACTION PLANS, POLICIES AND LAWS RELEVANT TO SEVERAL TYPES OF VIOLENCE

National action plans		National social and educational policies	
Interpersonal violence	NO	Child maltreatment	YES ¹
Youth violence	NO	Intimate partner violence	YES
Sexual violence	YES	Elder abuse	–
Firearms		Alcohol	
Laws to regulate civilian access	YES	Adult (15+) per capita consumption (litres of pure alcohol)	4
Mandatory background check	YES	Patterns of drinking score	LEAST RISKY ①②③④⑤ MOST RISKY
Handguns/long guns/ automatic weapons	NO/NO/NO	Excise taxes	Beer: YES Wine: YES Spirits: YES
Carrying firearms in public	YES		
Programmes to reduce civilian firearm possession and use	YES		

LAWS AND PREVENTION PROGRAMMES BY TYPE OF VIOLENCE

No response/don't know – Limited ① Partial ② Full ③		KEY		No response/ don't know – Once/few times ① Larger scale ②	
Child maltreatment laws		Enforcement		Child maltreatment prevention programmes	
Legal age of marriage (male/female)	21 / 21			Home visiting	YES ①②
Against child marriage	YES	①②③		Parenting education	YES ①②
Against statutory rape	YES	①②③		Training to recognise / avoid sexually abusive situations	YES ①②
Against female genital mutilation	YES	①②③			
Ban on corporal punishment (all settings)	YES (NO)	①②③		Youth violence prevention programmes	
Youth violence laws				Pre-school enrichment	NO –
Against weapons on school premises	YES	①②③		Life skills and social development training	NO –
Against gang or criminal group membership	YES	①②③		Mentoring	NO –
				After-school supervision	NO –
				School anti-bullying	YES ①②
Intimate partner violence laws				Intimate partner violence prevention programmes	
Against rape in marriage	YES	①②③		Dating violence prevention in schools	YES ①②
Allowing removal of violent spouse from home	YES	①②③		Microfinance and gender equity training	YES ①②
				Social and cultural norms change	YES ①②
Sexual violence laws				Sexual violence prevention programmes	
Against rape	YES	①②③		School and college programmes	YES ①②
Against contact sexual violence without rape	YES	①②③		Physical environment changes	YES ①②
Against non-contact sexual violence	YES	①②③		Social and cultural norms change	YES ①②
Elder abuse laws				Elder abuse prevention programmes	
Against elder abuse	YES	①②③		Professional awareness campaigns	YES ①②
Against elder abuse in institutions	YES	①②③		Public information campaigns	YES ①②
				Caregiver support	YES ①②
				Residential care policies	YES ①②
VICTIM LAWS				VICTIM SERVICES	
Providing for victim compensation	YES	①②③		Adult protective services	YES ①②
Providing for victim legal representation	YES	①②③		Child protection services	YES ①②
				Medico-legal services for sexual violence	YES ①②
				Mental health services	YES ①②

DATA ON VIOLENCE

National prevalence surveys for non-fatal violence

Child maltreatment YES¹ Youth violence NO Intimate partner violence YES Sexual violence YES Elder abuse –

Mechanism of homicide



Trends in homicides

YEAR	HOMICIDES PER 100 000
2008	7.02
2009	8.21
2010	6.22

Reported homicides (2010) N= 814, Rate= 6.22/100 000 (–% M, –% F)

Sources. Mechanism: —/ Reported homicides: Police

Source: Police

¹ Subnational.



Population: 13 724 317

Gross national income per capita: US\$ 800

Income group: Low

Income inequality: 50.1

ACTION PLANS, POLICIES AND LAWS RELEVANT TO SEVERAL TYPES OF VIOLENCE

National action plans				National social and educational policies	
Interpersonal violence	NO	Child maltreatment	YES	Incentives provided for high-risk youth to complete schooling	NO
Youth violence	NO	Intimate partner violence	NO	Housing policies to de-concentrate poverty	NO
Sexual violence	YES	Elder abuse	NO		
Firearms				Alcohol	
Laws to regulate civilian access	YES			Adult (15+) per capita consumption (litres of pure alcohol)	5.7
Mandatory background check	YES			Patterns of drinking score	LEAST RISKY ①②③④⑤ MOST RISKY
Handguns/long guns/ automatic weapons	–/YES/–			Excise taxes	Beer: YES Wine: YES Spirits: YES
Carrying firearms in public	YES				
Programmes to reduce civilian firearm possession and use	YES				

LAWS AND PREVENTION PROGRAMMES BY TYPE OF VIOLENCE

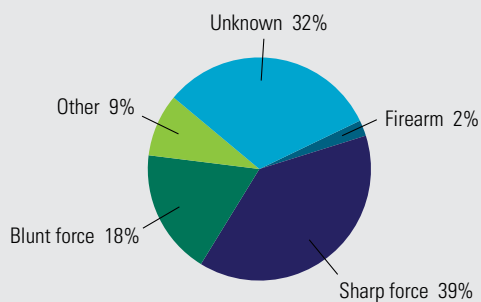
No response/don't know – Limited ① Partial ② Full ③			KEY	No response/ don't know – Once/few times ① Larger scale ②		
Child maltreatment laws			Enforcement	Child maltreatment prevention programmes		
Legal age of marriage (male/female)	18 / 18			Home visiting	YES	①②
Against child marriage	YES	①②③		Parenting education	YES	①②
Against statutory rape	YES	①②③		Training to recognise / avoid sexually abusive situations	YES	①②
Against female genital mutilation	YES	①②③				
Ban on corporal punishment (all settings)	NO (–)	–				
Youth violence laws				Youth violence prevention programmes		
Against weapons on school premises	YES	①②③		Pre-school enrichment	YES	①②
Against gang or criminal group membership	NO	–		Life skills and social development training	NO	–
				Mentoring	NO	–
				After-school supervision	NO	–
				School anti-bullying	YES	①②
Intimate partner violence laws				Intimate partner violence prevention programmes		
Against rape in marriage	YES	①②③		Dating violence prevention in schools	NO	–
Allowing removal of violent spouse from home	YES	①②③		Microfinance and gender equity training	NO	–
				Social and cultural norms change	YES	①②
Sexual violence laws				Sexual violence prevention programmes		
Against rape	YES	①②③		School and college programmes	YES	①②
Against contact sexual violence without rape	YES	–		Physical environment changes	YES	①②
Against non-contact sexual violence	YES	①②③		Social and cultural norms change	YES	①②
Elder abuse laws				Elder abuse prevention programmes		
Against elder abuse	NO	–		Professional awareness campaigns	NO	–
Against elder abuse in institutions	NO	–		Public information campaigns	NO	–
				Caregiver support	YES	①②
				Residential care policies	NO	–
VICTIM LAWS				VICTIM SERVICES		
Providing for victim compensation	NO	–		Adult protective services	YES	①②
Providing for victim legal representation	YES	①②③		Child protection services	YES	①②
				Medico-legal services for sexual violence	YES	①②
				Mental health services	YES	①②

DATA ON VIOLENCE

National prevalence surveys for non-fatal violence

Child maltreatment YES Youth violence NO Intimate partner violence NO Sexual violence YES Elder abuse NO

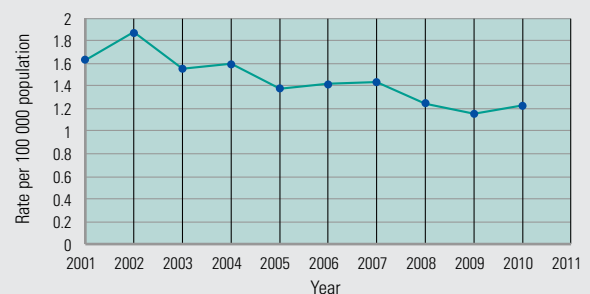
Mechanism of homicide



Reported homicides (2012) N= 981, Rate= 7.5/100 000 (–% M, –% F)

Sources: Mechanism: ZimSTAT/ Reported homicides: Police

Trends in homicides



Source: ZimSTAT

Part IX – Statistical annex



Table A1: National data coordinators by country/area and WHO region

Country/area	WHO region	Name of national data coordinator(s)
Afghanistan	Eastern Mediterranean	Zakhmi, Babrak
Albania	Europe	Qirjako, Gentiana
Algeria	Africa	Djeraoune, Nadia
Armenia	Europe	Nanushyan, Lena
Australia	Western Pacific	Arthur, Caroline
Austria	Europe	Orthofer, Maria
Azerbaijan	Europe	Talishinskiy, Rustam
Bahrain	Eastern Mediterranean	Alhadyan, Badreya
Bangladesh	South-East Asia	Rahman Arif, Mizanur
Belarus	Europe	Lomat, Leonid
Belgium	Europe	Reynders, Daniel
Belize	Americas	Mira, Oscar; Vasquez, Mary
Benin	Africa	Chaffa, Christian
Bhutan	South-East Asia	Tshering, Dago
Bolivia (Plurinational State of)	Americas	Quispe, Cabo Elias Choque
Botswana	Africa	Motlhanka, Kelebogile
Brazil	Americas	da Silva, Marta Maria Alves
Brunei Darussalam	Western Pacific	Abdul Hamid, Hjh Hadzilahwatie Hj
Bulgaria	Europe	Dinolova, Rumyana
Burkina Faso	Africa	Sanon, Djénéba
Burundi	Africa	BihiziEugenie-Colombe
Cambodia	Western Pacific	Prak, Piseth Raingsey
Cameroon	Africa	Kouo Ngamby, Marquise
Canada	Americas	Ponic, Pamela
China	Western Pacific	Leilei, Duan
Colombia	Americas	Rivillas, Juan Carlos; Lozada, Sandra Lucia Moreno
Cook Islands	Western Pacific	Puni, Lawrence Teariki
Costa Rica	Americas	Castillo, Sisy
Croatia	Europe	Brkic Bilos, Ivana
Cuba	Americas	Basanta, Marlen
Cyprus	Europe	Ashikales, Xenia
Czech Republic	Europe	Millerova, Eva
Dominica	Americas	Ricketts, Paul
Dominican Republic	Americas	Oganda, Sarai
Ecuador	Americas	Salinas, Victoria
Egypt	Eastern Mediterranean	Al Ashry, Nagwa
El Salvador	Americas	Armero, Julio; Avalos Marina Estela; Ticas, Julio Oscar Robles
Estonia	Europe	Salla, Jako
Fiji	Western Pacific	Kurabui, Bale
Finland	Europe	Ewalds, Helena
Gabon	Africa	Oye Nguema, Bernadette
Georgia	Europe	Chachava, Tamar
Germany	Europe	Balas, Chariklia
Ghana	Africa	Ohene, Sally-Anne
Guatemala	Americas	Funes, Jose
Guinea	Africa	Beavogui, Kezely
Guyana	Americas	Conway, Dinte
Honduras	Americas	Cerna, Migdonia Nohemy Ayestas

Country/area	WHO region	Name of national data coordinator(s)
Iceland	Europe	Thordardottir, Edda Bjork; Ingudóttir, Jenny
India	South-East Asia	Thergaonkar, Arvind
Indonesia	South-East Asia	Djupuri, Rita
Iran (Islamic Republic of)	Eastern Mediterranean	Talebian, Mohammad Tagi
Iraq	Eastern Mediterranean	Hassan, Zainab
Israel	Europe	Peleg, Kobi
Italy	Europe	Lecce, Maria Giuseppina
Jamaica	Americas	Davidson, Tamu
Japan	Western Pacific	Suzuki, Takashi; Nakamura, Rieko
Jordan	Eastern Mediterranean	Habashneh, Malek
Kazakhstan	Europe	Kapanovna, Aigul Tastanova
Kenya	Africa	Githinji, Wilfred
Kiribati	Western Pacific	Kamantoa, Tabiria
Kuwait	Eastern Mediterranean	Alkandiri, Kholud
Kyrgyzstan	Europe	Boobekova, Aigul
Lao People's Democratic Republic	Western Pacific	Phoutsavath, Phisith; Southivong, Bouavanh
Latvia	Europe	Feldmane, Jana
Liberia	Africa	Mulbah, J. Mike
Lithuania	Europe	Povilaitis, Robertas
Madagascar	Africa	Razafindranazy, Eulalie
Malawi	Africa	Chiwaula, Catherine
Malaysia	Western Pacific	Ramly, Rosnah
Maldives	South-East Asia	Shabana, Fathimath
Mauritania	Africa	Bouhabib, Abdallahi Mohamed
Mexico	Americas	Cervantes, Arturo
Mongolia	Western Pacific	Narantuya, Khad
Montenegro	Europe	Stojanovic, Svetlana
Morocco	Eastern Mediterranean	Elmarzgioui, Samira
Mozambique	Africa	Romao, Francelina
Myanmar	South-East Asia	Win, Thit Thit
Nepal	South-East Asia	Ghimire, Dhruva Raj
Netherlands	Europe	Hofstede, Margreet
New Zealand	Western Pacific	Tanielu, Liz
Nicaragua	Americas	Acevedo, Angela Rosa
Niger	Africa	Adakal, Aboubacar
Nigeria	Africa	Omoyele, Chiamaka
Norway	Europe	Kärki, Freja Ulvestad
Oman	Eastern Mediterranean	Al Yazidi, Mohammed
Panama	Americas	Rodrigues, Hermelinda
Papua New Guinea	Western Pacific	Robert, Sebastien
Peru	Americas	Jimenez, Nancy Virrueta
Philippines	Western Pacific	Benegas, Agnes
Poland	Europe	Klosinski, Wojciech/Trzewik, Anna
Portugal	Europe	Nogueira, Paulo
Qatar	Eastern Mediterranean	Al-Khulafai, Hilal
Republic of Moldova	Europe	Pascal, Lilia/Caitaz, Angela
Romania	Europe	Iliuta, Costin
Russian Federation	Europe	Klimenko, Tatiana
Rwanda	Africa	Mukasine, Caroline
Samoa	Western Pacific	Maua, Rumanusina
San Marino	Europe	Gualtieri, Andrea

Country/area	WHO region	Name of national data coordinator(s)
Sao Tome and Principe	Africa	Matos, Celso
Saudi Arabia	Eastern Mediterranean	Alanazi, Faisal
Senegal	Africa	Sene, Bineta
Serbia	Europe	Paunovic, Milena
Seychelles	Africa	Michel, Gina
Singapore	Western Pacific	Gomez, Yvonne
Slovakia	Europe	Bruchacova, Zora
Slovenia	Europe	Mihevc, Barbara
Solomon Islands	Western Pacific	Vozoto, Nashley
South Africa	Africa	Netshidzivhani, Pakiso
Spain	Europe	Merino, Begoña
Sudan	Eastern Mediterranean	Eltahir, Suad
Swaziland	Africa	Kophozile, Mahlalela
Sweden	Europe	Nordstrand, Kerstin
Switzerland	Europe	Hofner, Marie-Claude
Tajikistan	Europe	Razzakov, Abduvali
The former Yugoslav Republic of Macedonia	Europe	Tozija, Fimka
Thailand	South-East Asia	Panjapiyakul, Pornpet
Trinidad and Tobago	Americas	Thomas, Andy
Tunisia	Eastern Mediterranean	Chebbi, Henda
Turkey	Europe	Songur, Emrah
Tuvalu	Western Pacific	Lototele, Kaevaa
Uganda	Africa	Mugisha, James
United Arab Emirates	Eastern Mediterranean	Hassan, Kalthoom
United Kingdom	Europe	Bellis, Mark/Hardcastle, Katie
United Republic of Tanzania	Africa	Steven, Ester
United States of America	Americas	Dahlberg, Linda
Uzbekistan	Europe	Iskandarov, Alisher
Vanuatu	Western Pacific	Tovu, Viran
Viet Nam	Western Pacific	Anh, Luong Mai
West Bank and Gaza Strip	Eastern Mediterranean	Bitar, Jawad
Yemen	Eastern Mediterranean	Alyusfi, Reema
Zambia	Africa	Shumba, Chabwela
Zimbabwe	Africa	Bakasa, Clemenciana

Table A2: General information and national action plans addressing violence

Country/area	GENERAL INFORMATION				NATIONAL ACTION PLANS									
	Population (2012) ¹	Gross national income per capita ²	Income level ³	Income inequality (Gini index) ⁴	Interpersonal violence	Armed violence	Gang violence	Organized crime	Child maltreatment	Youth violence	Intimate partner violence	Sexual violence	Elder abuse	
Afghanistan	29824536	690	Low	27.82	No	No	No	Subnational	No	Don't know	No	Subnational	No	
Albania	3162083	4520	Middle	34.51	Yes	Don't know	Don't know	Yes	Yes	Don't know	Yes	Yes	Yes	
Algeria	38481705	4970	Middle	35.33	Yes	Yes	Subnational	Yes	Yes	Yes	Yes	Yes	Yes	
Armenia	2969081	3770	Middle	31.30	No	No	No	No	Yes	No	Yes	Yes	No	
Australia	23050471	59790	High		Yes	No	Yes	Yes	Yes	Subnational	Yes	Yes	Subnational	
Austria	8463948	47960	High	29.15	No	No	No	No	No	Yes	No	No	No	
Azerbaijan	9308959	6290	Middle	33.71	Yes	No	Subnational	No	No	No	Subnational	Subnational	No	
Bahrain	1317827	19560	High		Yes	Yes	Yes	Yes	Yes	Yes	Subnational	Subnational	Yes	
Bangladesh	154695368	830	Low	32.12	No	No	No	No	No	No	No	No	No	
Belarus	9405097	6400	Middle	26.48	Yes	Yes	Yes	Yes	Yes	Yes	Yes	Yes	Yes	
Belgium	11060095	44810	High	32.97	No	No	No	No	Yes	No	Yes	Yes	Yes	
Belize	324060	4620	Middle	53.13	Yes	Yes	Yes	Yes	Yes	Yes	Yes	Yes	No	
Benin	10050702	750	Low	38.62	Subnational	No	Subnational	Subnational	Yes	Yes	Subnational	Yes	No	
Bhutan	741822	2420	Middle	38.73	No	Yes	Yes	Yes	Yes	Yes	Yes	Yes	No	
Bolivia (Plurinational State of)	10496285	2220	Middle	56.29	Yes	Yes	Subnational	Subnational	Yes	Subnational	Yes	Yes	Yes	
Botswana	2003910	7650	Middle		No	Subnational	Subnational	Subnational	Yes	Subnational	Yes	Yes	No	
Brazil	198656019	11640	Middle	54.69	Yes	Yes	Yes	Yes	Yes	Yes	Yes	Yes	Yes	
Brunei Darussalam	412238	31590	High		No	No	No	No	No	No	No	No	No	
Bulgaria	7277831	6850	Middle	28.19	Yes	No	No	No	Yes	Yes	Yes	Yes	Yes	
Burkina Faso	16460141	670	Low	39.79	No	No	No	No	Yes	Yes	Yes	Yes	Yes	
Burundi	9849569	240	Low	33.27	No	No	No	No	No	No	Yes	Yes	No	
Cambodia	14864646	880	Low	36.03	Yes	Yes	Yes	Yes	Yes	Yes	Yes	Yes	Yes	

¹ Population Division of the Department of Economic and Social Affairs of the United Nations Secretariat (2014). World Population Prospects: The 2014 Revision, Highlights. New York: United Nations.

² Gross National Income (GNI) per Capita is the dollar value of a country's final income in a year divided by its population using Atlas methodology. Data from World Development Indicators database, World Bank, June 2014. <http://data.worldbank.org/indicator/NY.GNP.PCAP.CD>

³ World Development Indicators (WDI) database: Low income is US\$ 1005 or less, middle-income is US\$ 12 275, high-income is US\$ 12 276 or more. Where a precise GNI was not available, the WDI estimation of income level was used.

⁴ Latest available year. The Gini index measures the extent to which the distribution of income or consumption expenditure among individuals or households within an economy deviates from a perfectly equal distribution. A Gini index of 0 represents perfect equality, while an index of 100 implies perfect inequality. Data from World Development Indicators database, World Bank, June 2014. <http://data.worldbank.org/indicator/SI.POV.GINI>

Country/area	GENERAL INFORMATION				NATIONAL ACTION PLANS									
	Population (2012) ¹	Gross national income per capita ²	Income level ³	Income inequality (Gini index) ⁴	Interpersonal violence	Armed violence	Gang violence	Organized crime	Child maltreatment	Youth violence	Intimate partner violence	Sexual violence	Elder abuse	
Cameroon	21699631	1190	Middle	38.91	No	No	Subnational	No	No	No	No	No	No	
Canada	34837978	50650	High	32.56	Yes	No	Yes	Yes	Yes	Yes	Yes	Yes	Yes	
China	1394770183	5720	Middle	42.06	Yes	Don't know	Don't know	Yes	Yes	Yes	Yes	Yes	Yes	
Colombia	47704427	7010	Middle	55.91	Yes	Yes	Yes	Yes	Yes	Yes	Yes	Yes	Yes	
Cook Islands	20523		Middle		No	No	No	No	No	No	No	No	No	
Costa Rica	4805295	8850	Middle	50.73	Yes	Yes	No	Yes	Yes	Yes	Yes	Yes	No	
Croatia	4307422	13260	High	33.65	No	Yes	Yes	Yes	Yes	Yes	Yes	Yes	Yes	
Cuba	11270957	5890	Middle		Yes	No	No	No	Yes	Yes	Yes	Yes	Yes	
Cyprus	1128994	26390	High		Yes	Yes	Yes	Yes	Yes	Yes	Yes	Yes	Yes	
Czech Republic	10660051	18130	High	25.82	No	No	Yes	Yes	Yes	Yes	Yes	Yes	Yes	
Dominica	71684	6590	Middle		No	No	No	No	No	No	No	No	No	
Dominican Republic	10276621	5430	Middle	47.20	Yes	Yes	Yes	Yes	Yes	Yes	Yes	Yes	Yes	
Ecuador	15492264	5170	Middle	49.26	Yes	Subnational	Don't know	No	Yes	Yes	Yes	Yes	Yes	
Egypt	80721874	2980	Middle	30.77	No	Yes	Yes	Yes	Yes	Subnational	Yes	Yes	Yes	
El Salvador	6297394	3600	Middle	48.33	Yes	Yes	Yes	Yes	Yes	Yes	Yes	Yes	No	
Estonia	1290778	16360	High	36.00	Yes	No	No	No	Yes	Yes	Yes	Yes	No	
Fiji	874742	4010	Middle	42.83	No	No	No	No	No	No	No	No	No	
Finland	5408466	48820	High	26.88	Yes	No	No	Yes	Yes	Subnational	Yes	Yes	No	
Gabon	1632572	10020	Middle	41.45	No	No	No	No	No	Yes	Subnational	Subnational	No	
Georgia	4358242	3290	Middle	42.10	Yes	Yes	Yes	Yes	Yes	Yes	Yes	Yes	No	
Germany	82800121	45170	High	28.31	Subnational	No	No	No	Subnational	Yes	Yes	Yes	Subnational	
Ghana	25366462	1580	Middle	42.76	No	No	No	No	Yes	Yes	Yes	Yes	No	
Guatemala	15082831	3130	Middle	55.89	No	No	Subnational	No	Yes	Yes	Yes	Yes	Subnational	
Guinea	11451273	440	Low	39.35	Yes	Yes	Yes	Yes	Yes	Yes	Yes	Yes	Yes	
Guyana	795369	3410	Middle	44.54	No	No	No	No	No	No	No	No	No	
Honduras	7995846	2140	Middle	56.95	Yes	Subnational	Yes	Subnational	Yes	Yes	Yes	Yes	No	
Iceland	325867	38370	High		Yes	No	No	Yes	Yes	Yes	Yes	Yes	Subnational	
India	1236696732	1550	Middle	33.90	Yes	Yes	Yes	Yes	Yes	Yes	Yes	Yes	Yes	
Indonesia	246864191	3420	Middle	38.14	No	No	No	Yes	Yes	Yes	Yes	Yes	No	

Country/area	GENERAL INFORMATION					NATIONAL ACTION PLANS									
	Population (2012) ¹	Gross national income per capita ²	Income level ³	Income inequality (Gini index) ⁴	Interpersonal violence	Armed violence	Gang violence	Organized crime	Child maltreatment	Youth violence	Intimate partner violence	Sexual violence	Elder abuse		
Iran (Islamic Republic of)	76424443	6570	Middle	38.28	Yes	Yes	Yes	Yes	Yes	Subnational	Yes	Subnational	Yes		
Iraq	32778030	6130	Middle	30.86	Yes	Yes	Yes	Yes	Yes	Yes	Yes	Yes	Yes		
Israel	7643905	32030	High	39.20	No	Subnational	No	Yes	Yes	Yes	Subnational	Subnational	Subnational		
Italy	60884593	34810	High	36.03	No	No	Subnational	Yes	Yes	Yes	Yes	Yes	No		
Jamaica	2768941	5190	Middle	45.51	Yes	Yes	Yes	Yes	Yes	Yes	Yes	Yes	No		
Japan	127249704	47690	High		Don't know	Don't know	Don't know	Yes	Don't know	Yes	Yes	Yes	Yes		
Jordan	7009444		Middle	35.43	Subnational	Don't know	Don't know	Yes	No	Yes	Subnational	Subnational	Yes		
Kazakhstan	16271201	9780	Middle	29.04	Don't know	Yes	Yes	Subnational	Subnational	Don't know	Don't know	Don't know	Don't know		
Kenya	43178141	870	Low	47.68	No	No	No	No	No	No	No	No	No		
Kiribati	100786	2520	Middle		No	No	No	Yes	Yes	Yes	Yes	Yes	No		
Kuwait	3250496	44940	High		Yes	Yes	Yes	Yes	Yes	No	No	No	No		
Kyrgyzstan	5474213	1040	Low	33.38	Yes	Yes	Yes	Yes	Yes	Yes	Yes	Yes	Yes		
Lao People's Democratic Republic	6645827	1270	Middle	36.74	No	No	No	No	No	No	No	No	No		
Latvia	2060428	14060	High	34.81	No	No	No	No	No	No	No	No	No		
Liberia	4190435	370	Low	38.16	Yes	Yes	Yes	Yes	Subnational	Yes	Yes	Yes	Yes		
Lithuania	3027621	13820	High	37.57	Yes	No	No	Yes	Yes	Yes	No	No	No		
Madagascar	22293914	420	Low	44.11	No	No	No	No	No	Yes	No	No	No		
Malawi	15906483	320	Low	43.91	Yes	Yes	Yes	Yes	No	Yes	Yes	Yes	No		
Malaysia	29239927	9820	Middle	46.21	Yes	Yes	Yes	Yes	Yes	Yes	Yes	Yes	Yes		
Maldives	338442	5430	Middle	37.37	Yes	No	No	No	Yes	Yes	Yes	Yes	Yes		
Mauritania	3796141	1040	Middle	40.46	No	No	No	No	No	No	No	No	No		
Mexico	120847477	9720	Middle	47.16	Yes	Yes	Yes	Yes	Yes	Yes	Yes	Yes	Yes		
Mongolia	2796484	3080	Middle	36.52	Yes	No	No	No	Yes	Yes	Yes	Yes	No		
Montenegro	621081	6950	Middle	28.58	Yes	Yes	Yes	Yes	Yes	Yes	Yes	Yes	Yes		
Morocco	32521143	2910	Middle	40.88	Yes	Yes	Yes	Yes	Yes	Yes	Yes	Yes	Yes		
Mozambique	25203395	510	Low	45.66	Yes	No	No	Yes	Yes	Yes	Yes	Yes	Yes		
Myanmar	52797319		Low		Subnational	Subnational	No	No	Yes	Subnational	Subnational	Subnational	No		
Nepal	27474377	700	Low	32.82	Yes	Yes	Subnational	Yes	Yes	Yes	Yes	Yes	Yes		

Country/area	GENERAL INFORMATION				NATIONAL ACTION PLANS									
	Population (2012) ¹	Gross national income per capita ²	Income level ³	Income inequality (Gini index) ⁴	Interpersonal violence	Armed violence	Gang violence	Organized crime	Child maltreatment	Youth violence	Intimate partner violence	Sexual violence	Elder abuse	
Netherlands	16714018	48110	High	30.90	Yes	Yes	No	No	Yes	No	Yes	No	Yes	
New Zealand	4459852	35520	High	36.17	Yes	No	No	Yes	Yes	Subnational	Yes	Yes	Subnational	
Nicaragua	5991733	1690	Middle	40.47	Yes	Yes	Yes	Yes	Yes	Yes	Yes	Yes	Yes	
Niger	17157042	390	Low	34.55	Yes	Yes	Yes	Yes	Yes	No	Yes	Yes	Yes	
Nigeria	168833776	2490	Middle	48.83	Yes	Yes	Yes	Yes	Yes	Yes	Subnational	Yes	No	
Norway	4993875	98880	High	25.79	Yes	No	No	No	Yes	Yes	Yes	No	No	
Oman	3314001	25250	High	51.92	No	No	No	No	Subnational	No	No	No	No	
Panama	3802281	9030	Middle	51.92	Yes	Yes	Yes	Yes	Yes	Yes	Yes	Yes	No	
Papua New Guinea	7167010	1790	Middle	50.88	Yes	Subnational	No	No	Yes	Yes	Yes	Yes	No	
Peru	29987800	5890	Middle	48.14	Yes	Yes	Yes	Subnational	Yes	Subnational	Yes	Yes	Yes	
Philippines	96706764	2950	Middle	42.98	Yes	Yes	No	Yes	Yes	Yes	Yes	Yes	Yes	
Poland	38210924	12660	High	32.73	No	No	No	No	Yes	Yes	Yes	No	Yes	
Portugal	10603804	20620	High	38.45	No	No	No	No	Yes	Yes	Yes	No	No	
Qatar	2050514	78060	High	41.10	Yes	No	No	Yes	Yes	Yes	Yes	Yes	Yes	
Republic of Moldova	3514381	2150	Middle	33.03	No	No	No	Yes	No	Subnational	Subnational	Subnational	No	
Romania	21754741	8560	Middle	27.42	Yes	Yes	Yes	Yes	Yes	Yes	Yes	Yes	Yes	
Russian Federation	143169653	12740	High	40.11	Yes	Yes	Yes	Yes	Yes	No	Subnational	Subnational	Yes	
Rwanda	11457801	600	Low	50.82	Yes	Yes	Yes	Yes	Yes	Yes	Yes	Yes	Yes	
Samoa	188889	3260	Middle	50.82	No	No	No	No	No	No	No	No	No	
San Marino	31247	51470	High	50.82	No	No	No	No	No	No	No	No	No	
Sao Tome and Principe	188098	1310	Middle	50.82	No	No	No	No	No	Yes	Yes	Yes	No	
Saudi Arabia	28287855	24660	High	50.82	Yes	Don't know	Don't know	Don't know	Yes	Don't know	Yes	Yes	No	
Senegal	13726021	1030	Middle	40.30	No	Yes	No	No	No	No	No	No	No	
Serbia	9552553	5350	Middle	29.62	No	No	No	No	Yes	Yes	Yes	Yes	No	
Seychelles	92339	11590	Middle	65.77	Subnational	No	No	No	Subnational	Subnational	Yes	Yes	Subnational	
Singapore	5303264	51090	High	42.48	No	No	No	No	No	No	No	No	No	
Slovakia	5445757	17200	High	26.00	Yes	Yes	Yes	Yes	Yes	Yes	Yes	Yes	Yes	
Slovenia	2067717	22830	High	31.15	No	No	No	No	Yes	Yes	Yes	Yes	No	
Solomon Islands	549598	1480	Middle	50.82	Yes	Yes	Yes	No	Subnational	Yes	Yes	Yes	Yes	

Country/area	GENERAL INFORMATION				NATIONAL ACTION PLANS									
	Population (2012) ¹	Gross national income per capita ²	Income level ³	Income inequality (Gini index) ⁴	Interpersonal violence	Armed violence	Gang violence	Organized crime	Child maltreatment	Youth violence	Intimate partner violence	Sexual violence	Elder abuse	
South Africa	52395920	7460	Middle	63.14	Yes	Yes	Subnational	Subnational	Yes	Subnational	Yes	Yes	Subnational	
Spain	46754541	29340	High	34.66	No	Yes	Yes	Yes	Yes	Yes	Yes	Yes	Yes	
Sudan	37195349	1460	Middle	35.29	Yes	Yes	Yes	Yes	Yes	No	No	Yes	No	
Swaziland	1230985	3100	Middle	51.49	No	No	No	No	Yes	No	No	No	No	
Sweden	9511313	56120	High	25.00	No	No	No	Yes	Subnational	Yes	Yes	Yes	Subnational	
Switzerland	7997399	80950	High	33.68	No	No	No	Yes	Yes	Yes	Yes	No	No	
TFYR Macedonia	2105575	4710	Middle	43.56	No	No	No	Subnational	Yes	Yes	Yes	Yes	No	
Tajikistan	8008990	880	Low	30.83	No	No	No	No	No	No	No	No	No	
Thailand	66785001	5250	Middle	39.37	Yes	Yes	Yes	Yes	Yes	Yes	Yes	Yes	Yes	
Trinidad and Tobago	1337439	14780	High		Don't know	Yes	Yes	Yes	Yes	Yes	Yes	Yes	Don't know	
Tunisia	10874915	4240	Middle	36.06	No	No	No	No	No	No	No	No	No	
Turkey	73997128	10810	Middle	40.03	Yes	No	No	Yes	Yes	Yes	Yes	Yes	Yes	
Tuvalu	9860	5650	Middle		No	No	No	No	No	No	No	No	No	
Uganda	36345860	480	Low	44.30	Yes	Yes	Yes	Yes	Yes	Yes	Subnational	Yes	Yes	
United Arab Emirates	9205651	38620	High		No	No	No	No	No	No	No	No	No	
United Kingdom	62783115	38800	High	35.97	Subnational	Subnational	Subnational	Yes	Yes	Yes	Yes	Yes	Subnational	
United Republic of Tanzania	47783107	570	Low	37.58	Yes	Yes	Yes	Yes	Yes	Yes	Yes	Yes	Yes	
United States of America	317505266	52350	High	40.81	Subnational	Subnational	Subnational	Subnational	Yes	Subnational	Subnational	Subnational	Yes	
Uzbekistan	28541423	1700	Middle	36.72	Yes	Yes	Yes	Yes	Yes	Subnational	Subnational	Yes	No	
Vanuatu	247262	2990	Middle		No	No	No	No	No	No	No	No	No	
Viet Nam	90795769	1550	Middle	35.57	Yes	Yes	Yes	Yes	Yes	Yes	Yes	Yes	Yes	
West Bank and Gaza Strip	4218771	2810	Middle	35.50	No	No	No	No	No	No	No	No	Yes	
Yemen	23852409	1220	Middle	37.69	No	No	No	No	Yes	Yes	No	No	No	
Zambia	14075099	1410	Middle	57.49	No	No	No	No	Subnational	Yes	Yes	Yes	Don't know	
Zimbabwe	13724317	800	Low	50.10	No	No	No	No	Yes	No	No	Yes	No	

Table A3. Reported homicide numbers and rates by source^a, estimated homicide numbers and rates by sex, and estimated proportion of homicides by mechanism

Country/area	HOMICIDES														
	Number of homicides (latest year available) as reported by countries in the <i>Global status report on violence prevention 2014</i> survey			Number and rate of homicides (for 2012) according to criminal justice statistics as reported by UNODC ^b		WHO estimated number and rate of homicides per 100 000 (2012) ^c				Homicide rate by sex (2012)			WHO estimated proportion of homicides by mechanism (2012)		
	Police homicide number	Civil or vital registration homicide number	UNODC criminal justice homicide number	UNODC criminal justice homicide rate	Number	95% confidence intervals	Rate	95% confidence intervals	Male homicide rate	Female homicide rate	Percentage firearms	Percentage sharp force	Percentage other mechanisms		
Afghanistan			1948	6.5	2180	516 - 9030	7.3	1.7 - 30.3	11.7	2.8	45%	27%	28%		
Albania	142	63	157	5.0	159	130 - 188	5.0	4.1 - 5.9	7.6	2.4	66%	16%	18%		
Algeria	631		1701		1701	390 - 6998	4.4	1.0 - 18.2	7.4	1.4	27%	34%	39%		
Andorra					1		0.8		1.2	0.5	32%	39%	29%		
Angola					2232	526 - 9140	10.7	2.5 - 43.9	17.1	4.4	55%	23%	22%		
Antigua and Barbuda			10	11.2	4		4.4		6.0	2.7	31%	39%	30%		
Argentina					2445		6.0		10.5	1.6	58%	32%	10%		
Armenia	62	39	54	1.8	62		2.1		2.6	1.5	10%	25%	65%		
Australia	244	190	254	1.1	254		1.1		1.4	0.8	17%	34%	48%		
Austria	165	36	77	0.9	77		0.9		0.9	1	14%	37%	49%		
Azerbaijan	231	231			225		2.4		3.4	1.4	16%	53%	32%		
Bahamas			111	29.8	120		32.1		48.0	16.9	75%	18%	8%		
Bahrain	13				10	7 - 15	0.8	0.5 - 1.1	1.0	0.3	18%	27%	55%		
Bangladesh	3988		4169	2.7	4794		3.1		3.5	2.7	11%	41%	48%		
Barbados			21	7.4	28		9.8		16.2	3.4	40%	60%	0%		
Belarus	429	478			581		6.2		9.0	3.7	2%	51%	47%		
Belgium	72	134	182	1.6	117		1.1		1.3	0.8	38%	26%	36%		
Belize	124		145	44.7	145		44.7		80.8	8.7	69%	21%	10%		
Benin					633	156 - 2521	6.3	1.5 - 25.1	8.5	4.1	27%	39%	34%		
Bhutan					14		1.9		1.8	1.9	13%	47%	41%		
Bolivia (Plurinational State of)	3505 ^d	2586 ^d	1270	12.1	1461		13.9		21.8	6.1	45%	35%	20%		
Bosnia and Herzegovina					132	32 - 566	3.4	0.8 - 14.8	4.7	2.3	30%	33%	37%		
Botswana	220				249		12.4		17.1	7.8	36%	43%	22%		
Brazil	47136		50108	25.2	64357		32.4		60.0	5.6	73%	17%	10%		
Brunei Darussalam	2	4			9	2 - 35	2.1	0.5 - 8.4	2.2	2.1	4%	43%	53%		
Bulgaria	104	104	141	1.9	141		1.9		3.0	0.9	17%	51%	32%		
Burkina Faso	117	115	1613		1613	404 - 6274	9.8	2.5 - 38.1	13.0	6.7	22%	42%	35%		
Burundi	478				657	138 - 2844	6.7	1.4 - 28.9	9.8	3.6	47%	31%	22%		
Cabo Verde			51	10.3	43	10 - 195	8.8	1.9 - 39.4	13.5	4.1	42%	41%	17%		

Country/area	HOMICIDES														
	Number of homicides (latest year available) as reported by countries in the <i>Global status report on violence prevention 2014</i> survey				Number and rate of homicides (for 2012) according to criminal justice statistics as reported by UNODC ^b		WHO estimated number and rate of homicides per 100 000 (2012) ^c				Homicide rate by sex (2012)		WHO estimated proportion of homicides by mechanism (2012)		
	Police homicide number	Civil or vital registration homicide number	UNODC criminal justice homicide number	UNODC criminal justice homicide rate	Number	95% confidence intervals	Rate	95% confidence intervals	Male homicide rate	Female homicide rate	Percentage firearms	Percentage sharp force	Percentage other mechanisms		
Cambodia	268				356		2.4		3.5	1.3	14%	37%	50%		
Cameroon					2544	606 - 11129	11.7	2.8 - 51.3	17.8	5.7	33%	33%	34%		
Canada	476	527	543	1.6	614		1.8		2.8	0.8	30%	41%	28%		
Central African Republic					610	140 - 2646	13.5	3.1 - 58.5	23.5	3.8	24%	37%	39%		
Chad					1168	257 - 4734	9.4	2.1 - 38	13.7	5.1	23%	36%	42%		
Chile			550	3.1	811		4.6		8.0	1.4	41%	52%	7%		
China		12336			15480		1.1		1.4	0.8	4%	30%	66%		
Colombia	16033	15742	14670	30.8	20923		43.9		81.7	7.3	80%	16%	5%		
Comoros					57	13 - 220	8.0	1.8 - 30.6	11.1	4.8	35%	39%	26%		
Congo					450	110 - 2113	10.4	2.5 - 48.7	17.4	3.4	32%	34%	34%		
Cook Islands	1	1			1		3.1		4.4	1.6	15%	37%	48%		
Costa Rica	474	407	407	8.5	407		8.5		14.5	2.2	63%	19%	17%		
Côte d'Ivoire					2412	535 - 9912	12.2	2.7 - 50	16.9	7.2	31%	35%	34%		
Croatia	50	50	51	1.2	54		1.3		1.9	0.6	32%	28%	40%		
Cuba	589	534			561		5.0		7.3	2.6	5%	72%	23%		
Cyprus	9	10	23	2.0	23		2.0		2.8	1.3	22%	33%	44%		
Czech Republic	185		105	1.0	99		0.9		1.1	0.8	18%	39%	43%		
Democratic People's Republic of Korea					1169	271 - 5015	4.7	1.1 - 20.3	7.2	2.4	4%	30%	65%		
Democratic Republic of the Congo					8755	1954 - 37066	13.3	3 - 56.4	22.1	4.6	29%	35%	36%		
Denmark			47	0.8	50		0.9		1.2	0.6	17%	56%	28%		
Djibouti					60	12 - 295	7.0	1.4 - 34.3	9.8	4.2	36%	39%	24%		
Dominica	6				5		6.8		11.7	1.9	37%	39%	24%		
Dominican Republic	2268		2268	22.1	2608		25.4		46.2	4.5	64%	25%	11%		
Ecuador		2106	1924	12.4	2144		13.8		24.4	3.3	66%	25%	9%		
Egypt	3549	171			4101	956 - 16123	5.1	1.2 - 20	7.8	2.4	33%	37%	30%		
El Salvador	4371		2594	41.2	2767		43.9		80.9	10.5	77%	13%	11%		
Equatorial Guinea					26	5 - 112	3.5	0.7 - 15.2	5.5	1.3	48%	26%	26%		
Eritrea					474	102 - 2024	7.7	1.7 - 33	12.0	3.5	17%	42%	41%		
Estonia	70				70		5.4		8.4	2.8	4%	54%	42%		
Ethiopia					7334	1644 - 29060	8.0	1.8 - 31.7	12.9	3.1	13%	43%	44%		

Country/area	HOMICIDES														
	Number of homicides (latest year available) as reported by countries in the <i>Global status report on violence prevention 2014</i> survey			Number and rate of homicides (for 2012) according to criminal justice statistics as reported by UNODC ^b		WHO estimated number and rate of homicides per 100 000 (2012) ^c				Homicide rate by sex (2012)			WHO estimated proportion of homicides by mechanism (2012)		
	Police homicide number	Civil or vital registration homicide number	UNODC criminal justice homicide number	UNODC criminal justice homicide rate	Number	95% confidence intervals	Rate	95% confidence intervals	Male homicide rate	Female homicide rate	Percentage firearms	Percentage sharp force	Percentage other mechanisms		
Fiji	26				20	18 - 27	2.3	2 - 3.1	3.8	0.8	0%	46%	54%		
Finland	114	99	89	1.6	76		1.4		1.5	1.3	22%	45%	33%		
France			665	1.0	665		1.0		1.3	0.8	41%	30%	29%		
Gabon	14				152	31 - 785	9.3	1.9 - 48.1	14.8	3.7	47%	28%	25%		
Gambia					169	38 - 704	9.4	2.1 - 39.3	13.4	5.5	27%	45%	28%		
Georgia	107	102			209		4.8		8.5	1.5	35%	36%	28%		
Germany	662	431			653		0.8		0.8	0.8	16%	37%	47%		
Ghana	423				2527	587 - 10999	10.0	2.3 - 43.4	12.1	7.8	12%	46%	42%		
Greece					180		1.6		2.5	0.8	32%	31%	37%		
Grenada			14	13.3	7		6.2		10.0	2.4	27%	35%	38%		
Guatemala	5155	3821	6025	39.9	6025		39.9		72.1	9.4	86%	8%	6%		
Guinea	115				1008	243 - 4065	8.8	2.1 - 35.5	12.8	4.8	32%	10%	58%		
Guinea-Bissau					169	39 - 717	10.1	2.4 - 43.1	14.5	5.8	27%	36%	37%		
Guyana	130		135	17.0	160		20.2		30.7	9.3	49%	47%	5%		
Haiti			1033	10.2	2703	633 - 10908	26.6	6.2 - 107.2	41.9	11.5	36%	37%	27%		
Honduras	7172	7014	7172	90.4	8248		103.9		193.6	14.1	84%	10%	7%		
Hungary			132	1.3	154		1.5		1.9	1.2	8%	45%	47%		
Iceland	1	1	1	0.3	2		0.6		0.9	0.4	0%	100%	0%		
India	35122		43355	3.5	52998		4.3		6.9	1.5	27%	38%	35%		
Indonesia	1456		1456	0.6	11687	2775 - 46330	4.7	1.1 - 18.8	7.3	2.1	14%	45%	41%		
Iran (Islamic Republic of)					3630	874 - 16070	4.8	1.1 - 21	7.7	1.8	43%	32%	25%		
Iraq	2518	733			6093	3063 - 9886	18.6	9.3 - 30.2	28.2	8.8	45%	14%	41%		
Ireland			54	1.2	54		1.2		2.1	0.3	43%	30%	27%		
Israel	154	147	134	1.8	160		2.1		3.2	1	58%	29%	13%		
Italy	528	464	530	0.9	530		0.9		1.3	0.5	50%	27%	24%		
Jamaica	1133	1130	1087	39.3	1250		45.1		82.1	9.3	70%	19%	10%		
Japan	1020 ^e	416			450		0.4		0.4	0.3	3%	33%	64%		
Jordan	133				205		2.9		3.9	1.9	65%	27%	9%		
Kazakhstan	1416	1464	1263	7.8	1499		9.2		15.6	3.3	17%	39%	44%		
Kenya	2283	2641	2761	6.4	3175		7.4		11.2	3.5	32%	31%	37%		

Country/area	HOMICIDES														
	Number of homicides (latest year available) as reported by countries in the <i>Global status report on violence prevention 2014</i> survey				Number and rate of homicides (for 2012) according to criminal justice statistics as reported by UNODC ^b		WHO estimated number and rate of homicides per 100 000 (2012) ^c				Homicide rate by sex (2012)		WHO estimated proportion of homicides by mechanism (2012)		
	Police homicide number	Civil or vital registration homicide number	UNODC criminal justice homicide number	UNODC criminal justice homicide rate	Number	95% confidence intervals	Rate	95% confidence intervals	Male homicide rate	Female homicide rate	Percentage firearms	Percentage sharp force	Percentage other mechanisms		
Kiribati	8				8		8.2		10.5	5.9	27%	38%	35%		
Kuwait	144				102	72 - 133	3.1	2.2 - 4.1	4.8	0.7	73%	27%	0%		
Kyrgyzstan	467	248			497		9.1		13.9	4.4	12%	49%	40%		
Lao People's Democratic Republic					473	119 - 1919	7.1	1.8 - 28.9	10.5	3.8	21%	37%	42%		
Latvia	200	129	97	4.7	143		7.0		11.1	3.5	4%	48%	48%		
Lebanon					249	51 - 1339	5.4	1.1 - 28.8	8.3	2.3	39%	27%	34%		
Lesotho					770	678 - 848	37.5	33.1 - 41.3	51.7	23.7	50%	33%	17%		
Liberia	16		135	3.2	469	111 - 2045	11.2	2.6 - 48.8	16.8	5.5	29%	42%	30%		
Libya					157	35 - 663	2.6	0.6 - 10.8	3.4	1.7	43%	28%	29%		
Lithuania	194	158	202	6.7	202		6.7		10.5	3.4	2%	44%	54%		
Luxembourg					1		0.2		0.4	0	14%	46%	40%		
Madagascar	130				1810	452 - 7244	8.1	2 - 32.5	11.5	4.8	19%	42%	39%		
Malawi	438		279	1.8	321		2.0		3.1	0.9	5%	34%	61%		
Malaysia	540	46			1244	282 - 6109	4.3	1 - 20.9	6.2	2.4	7%	52%	41%		
Maldives	5	1			12	3 - 50	3.5	0.8 - 14.7	4.4	2.7	33%	36%	31%		
Mali					1640	413 - 6466	11.0	2.8 - 43.5	13.8	8.2	31%	42%	27%		
Malta			12	2.8	12		2.8		2.3	3.4	52%	32%	16%		
Marshall Islands					2		4.7		7.3	2	20%	38%	42%		
Mauritania					430	94 - 1879	11.3	2.5 - 49.5	15.2	7.4	40%	39%	22%		
Mauritius					33		2.7		3.1	2.2	24%	39%	38%		
Mexico		27213			26597		22.0		40.6	4.6	73%	15%	12%		
Micronesia (Federated States of)					5		4.6		5.9	3.3	18%	37%	45%		
Monaco					0		1.1		1.5	0.6	25%	41%	34%		
Mongolia	239	271			283		10.1		15.8	4.5	2%	42%	56%		
Montenegro	23	14	17	2.7	17	13 - 22	2.8	2.1 - 3.5	4.0	1.6	70%	9%	22%		
Morocco	436		704	2.2	810		2.5		4.4	0.6	0%	72%	28%		
Mozambique	849				852		3.4		5.2	1.7	20%	34%	46%		
Myanmar	1323				2198	505 - 8815	4.2	1 - 16.7	3.8	4.5	32%	32%	36%		
Namibia			388	17.2	446		19.7		27.7	12.2	47%	33%	21%		
Nauru					0		1.3		1.9	0.8	8%	32%	60%		

Country/area	HOMICIDES														
	Number of homicides (latest year available) as reported by countries in the <i>Global status report on violence prevention 2014</i> survey			Number and rate of homicides (for 2012) according to criminal justice statistics as reported by UNODC ^b		WHO estimated number and rate of homicides per 100 000 (2012) ^c				Homicide rate by sex (2012)			WHO estimated proportion of homicides by mechanism (2012)		
	Police homicide number	Civil or vital registration homicide number	UNODC criminal justice homicide number	UNODC criminal justice homicide rate	Number	95% confidence intervals	Rate	95% confidence intervals	Male homicide rate	Female homicide rate	Percentage firearms	Percentage sharp force	Percentage other mechanisms		
Nepal	752				905		3.3		4.8	1.9	5%	24%	71%		
Netherlands	165	143			152		0.9		1.2	0.6	34%	27%	39%		
New Zealand	43		41	0.9	53		1.2		1.5	0.9	14%	41%	45%		
Nicaragua	738	401	675	11.3	776		13.0		22.1	4	48%	38%	13%		
Niger	788				1760	383 - 6929	10.3	2.2 - 40.4	13.5	7	25%	45%	30%		
Nigeria	1897				17059	4158 - 66312	10.1	2.5 - 39.3	14.3	5.8	24%	37%	40%		
Niue					0		2.8		4.2	1.4	14%	36%	50%		
Norway	31				31		0.6		0.9	0.4	19%	48%	33%		
Oman	29				159	27 - 1137	4.8	0.8 - 34.3	6.1	2.6	55%	27%	18%		
Pakistan			13846	7.7	15923		8.9		12.5	5	55%	26%	20%		
Palau					1		3.1		4.5	1.8	13%	35%	52%		
Panama	665	750	654	17.2	734		19.3		34.3	4	80%	16%	4%		
Papua New Guinea	713				774		10.8		15.6	5.8	26%	38%	36%		
Paraguay					649		9.7		17.5	1.8	60%	33%	7%		
Peru					2865		11.0		17.6	4.3	47%	37%	16%		
Philippines	12086	12249	8484	8.8	12029	10713 - 13329	12.4	11.1 - 13.8	22.4	2.4	55%	42%	3%		
Poland	310	353			418		1.1		1.7	0.6	5%	45%	49%		
Portugal	149	99	122	1.2	150		1.4		1.9	1	34%	41%	25%		
Qatar	6				146	24 - 1037	7.1	1.2 - 50.6	8.1	3.8	25%	75%	0%		
Republic of Korea					993		2.0		2.5	1.5	1%	33%	66%		
Republic of Moldova	304	196	229	6.5	265		7.5		10.5	4.9	8%	33%	59%		
Romania	495	421	378	1.7	457		2.1		2.9	1.4	8%	45%	47%		
Russian Federation	15408	18951	13120	9.2	18780		13.1		21.4	6	29%	23%	49%		
Rwanda	500	500			665	154 - 2726	5.8	1.3 - 23.8	8.2	3.5	12%	49%	39%		
Saint Kitts and Nevis			18	33.6	7		13.8		25.1	2.6	62%	26%	11%		
Saint Lucia					28		15.3		26.9	4.1	51%	37%	13%		
Saint Vincent and the Grenadines			28	25.6	15		14.0		22.1	5.7	54%	31%	15%		
Samoa	6				7		3.7		5.6	1.7	14%	35%	51%		
San Marino	0	0	0		0		0.7		0.7	0.7	21%	42%	37%		
Sao Tome and Principe	10	10			14		7.2		10.8	3.7	36%	39%	25%		

Country/area	HOMICIDES														
	Number of homicides (latest year available) as reported by countries in the <i>Global status report on violence prevention 2014</i> survey				Number and rate of homicides (for 2012) according to criminal justice statistics as reported by UNODC ^b		WHO estimated number and rate of homicides per 100 000 (2012) ^c				Homicide rate by sex (2012)		WHO estimated proportion of homicides by mechanism (2012)		
	Police homicide number	Civil or vital registration homicide number	UNODC criminal justice homicide number	UNODC criminal justice homicide rate	Number	95% confidence intervals	Rate	95% confidence intervals	Male homicide rate	Female homicide rate	Percentage firearms	Percentage sharp force	Percentage other mechanisms		
Saudi Arabia					1829	405 - 8559	6.5	1.4 - 30.3	7.1	5.7	70%	20%	10%		
Senegal	25				1087	266 - 4449	7.9	1.9 - 32.4	12.3	3.7	33%	41%	27%		
Serbia	135	130	111	1.2	154		1.6		2.3	0.9	42%	29%	30%		
Seychelles	8	8			9		9.5		15.2	3.7	42%	38%	19%		
Sierra Leone			113	1.9	774	174 - 3331	13.0	2.9 - 55.7	19.0	7	22%	43%	35%		
Singapore	17		11	0.2	33		0.6		0.8	0.4	0%	44%	56%		
Slovakia	93	75	75	1.4	75		1.4		1.5	1.2	15%	38%	46%		
Slovenia	16	19	14	0.7	14		0.7		0.8	0.6	10%	20%	70%		
Solomon Islands	19				27	6 - 112	4.9	1.1 - 20.3	6.7	3	9%	40%	51%		
Somalia					560	130 - 2370	5.5	1.3 - 23.2	8.5	2.6	55%	24%	22%		
South Africa	16259		16259	31.0	18698		35.7		62.2	10.7	54%	28%	18%		
South Sudan			1504	13.9	524	117 - 2257	4.8	1.1 - 20.8	7.2	2.5	48%	28%	24%		
Spain		334	364	0.8	364		0.8		1.1	0.5	25%	47%	29%		
Sri Lanka					795		3.8		6.3	1.3	28%	39%	33%		
Sudan	1244				2435	585 - 9560	6.5	1.6 - 25.7	9.7	3.4	38%	29%	33%		
Suriname					50		9.4		14.8	4	6%	50%	44%		
Swaziland	102				239		19.4		27.4	11.7	56%	28%	16%		
Sweden	81	67	68	0.7	72		0.8		1.0	0.5	27%	50%	23%		
Switzerland	41	39			46		0.6		0.6	0.5	31%	31%	38%		
Syrian Arab Republic					544		2.5		4.0	1	20%	34%	46%		
Tajikistan	117				145		1.8		3.1	0.5	8%	33%	59%		
Thailand	3327	2941			3704		5.5		10.0	1.3	74%	21%	5%		
The former Yugoslav Republic of Macedonia	29	29			37		1.8		2.4	1.1	38%	3%	59%		
Timor-Leste					54	13 - 219	4.9	1.2 - 19.6	6.6	3.1	10%	44%	47%		
Togo					618	152 - 2392	9.3	2.3 - 36	13.6	5.1	20%	39%	40%		
Tonga			1	1.0	5		4.7		5.7	3.7	19%	37%	44%		
Trinidad and Tobago	379		379	28.3	472		35.3		62.2	9	77%	14%	8%		
Tunisia	332				199	47 - 853	1.8	0.4 - 7.8	2.9	0.8	3%	43%	55%		
Turkey	1703				2020		2.7		4.8	0.7	57%	23%	20%		
Turkmenistan					223	54 - 901	4.3	1 - 17.4	7.3	1.4	31%	33%	36%		

Country/area	HOMICIDES														
	Number of homicides (latest year available) as reported by countries in the <i>Global status report on violence prevention 2014</i> survey			Number and rate of homicides (for 2012) according to criminal justice statistics as reported by UNODC ^b		WHO estimated number and rate of homicides per 100 000 (2012) ^c				Homicide rate by sex (2012)			WHO estimated proportion of homicides by mechanism (2012)		
	Police homicide number	Civil or vital registration homicide number	UNODC criminal justice homicide number	UNODC criminal justice homicide rate	Number	95% confidence intervals	Rate	95% confidence intervals	Male homicide rate	Female homicide rate	Percentage firearms	Percentage sharp force	Percentage other mechanisms		
Tuvalu	2				0		4.2		5.6	2.8	23%	40%	37%		
Uganda	1987				4358		12.0		20.6	3.3	27%	38%	35%		
Ukraine					2381		5.2		8.0	2.9	15%	33%	52%		
United Arab Emirates			69	0.7	375	62 - 2755	4.1	0.7 - 29.9	5.2	1.3	48%	35%	17%		
United Kingdom	653	428			922		1.5		1.9	1	8%	42%	50%		
United Republic of Tanzania	3928				3831	905 - 16023	8.0	1.9 - 33.5	12.2	3.9	21%	40%	39%		
United States of America	14612	16259	14827	4.7	17293		5.4		8.7	2.3	76%	12%	11%		
Uruguay			267	7.9	267		7.9		13.2	2.9	52%	39%	9%		
Uzbekistan					920	767 - 1066	3.2	2.7 - 3.7	5.1	1.4	24%	60%	16%		
Vanuatu					7		2.9		3.9	1.9	12%	35%	53%		
Venezuela (Bolivarian Republic of)			16072	53.7	17259		57.6		108.9	6	90%	6%	3%		
Viet Nam	1358				3605	830 - 14008	4.0	0.9 - 15.4	6.1	1.8	7%	62%	31%		
West Bank and Gaza Strip	80	32			288	66 - 1354	6.8	1.6 - 32.1	10.9	2.6	24%	46%	31%		
Yemen	1866	1393			1300		5.4		8.6	2.2	84%	3%	13%		
Zambia	814				1476	372 - 5968	10.5	2.6 - 42.4	15.4	5.6	42%	31%	27%		
Zimbabwe	981	44			2066	521 - 8051	15.1	3.8 - 58.7	24.1	6.2	33%	31%	36%		

^a All police-reported data shown are as submitted to WHO as part of the Global status report on violence prevention 2014 survey. As such, these data may differ from the police-reported homicide numbers and rates supplied to and published by UNODC owing to variations in the procedures/channels used to gather the data, the timing of their collection and the validation methods used by WHO and UNODC respectively.

^b Source: Global Study on Homicide [website] hosted by the United Nations Office on Drugs and Crime (<http://www.unodc.org/gsh/en/data.html>), accessed 6 October 2014).

^c These estimates of homicide represent the best estimates of WHO, based on the evidence available to it up until October 2014, rather than representing the official estimates of Member States, and have not necessarily been endorsed by Member States. They have been computed using standard categories, definitions and methods to ensure cross-national comparability and may not be the same as official national estimates produced using alternate, potentially equally rigorous methods.

^d Includes "manslaughter" and "homicide in a traffic accident".

^e Police data include completed and attempted cases of homicide.

Table A4: Availability of national population-based surveys by types of violence

Country/area	NATIONAL POPULATION-BASED SURVEYS OF VIOLENCE							
	Survey interpersonal violence	Survey armed violence	Survey gang violence	Survey child maltreatment	Survey youth violence	Survey intimate partner violence	Survey sexual violence	Survey elder abuse
Afghanistan	No	No	No	No	No	No	No	No
Albania	Don't know	Don't know	Don't know	Yes	Don't know	Yes	Yes	Don't know
Algeria	Yes	No	No	Yes	Subnational	Yes	Yes	No
Armenia	No	No	No	No	No	Yes	Yes	No
Australia	Yes	Yes	No	Yes	Yes	Yes	Yes	Yes
Austria	Yes	No	No	Yes	Yes	Yes	Yes	Yes
Azerbaijan	Subnational	No	No	No	No	Subnational	Subnational	No
Bahrain	Don't know	Don't know	Don't know	Don't know	Don't know	Don't know	Don't know	Don't know
Bangladesh	Yes	No	No	No	No	No	No	No
Belarus	No	No	No	Yes	No	Yes	No	No
Belgium	Don't know	Don't know	Don't know	Subnational	Yes	Yes	Yes	Subnational
Belize	No	No	No	Yes	No	No	No	No
Benin	No	No	No	No	No	No	No	No
Bhutan	No	No	No	No	No	No	No	No
Bolivia (Plurinational State of)	No	No	No	No	Don't know	Yes	Yes	No
Botswana	No	No	No	No	No	Yes	Yes	No
Brazil	Yes	Yes	Yes	Yes	Yes	Yes	Yes	Yes
Brunei Darussalam	No	No	No	No	No	No	No	No
Bulgaria	Don't know	Don't know	Don't know	Yes	No	No	No	
Burkina Faso	No	No	No	No	No	Subnational	Yes	Subnational
Burundi	No	No	No	No	No	No	No	No
Cambodia	Yes	Yes	Yes	No	Yes	Yes	Yes	No
Cameroon	Yes	No	No	Yes	Yes	Yes	Yes	Yes
Canada	Yes	Yes	Yes	Yes	Yes	Yes	Yes	Yes
China	Don't know	Don't know	Don't know	Don't know	Don't know	Yes	Don't know	Don't know
Colombia	Subnational	Don't know	Don't know	Yes	Don't know	Yes	Yes	Don't know
Cook Islands	No	No	No	No	No	No	No	No
Costa Rica	Yes	No	No	Don't know	Yes	Yes	Yes	Don't know
Croatia	Don't know	No	No	Yes	Yes	Don't know	Don't know	No
Cuba	Yes	No	No	No	No	No	No	No
Cyprus	No	No	No	Yes	Yes	Yes	No	No
Czech Republic								
Dominica	No	No	No	No	No	No	No	No
Dominican Republic	Yes	Yes	No	Yes	No	Yes	No	No
Ecuador	No	No	No	Yes	No	Yes	Yes	Yes
Egypt	No	No	Yes	No	Yes	Yes	No	No
El Salvador	Yes	No	No	No	No	Yes	Yes	No
Estonia	Yes	No	No	No	Yes	Yes	Yes	No
Fiji	Yes	Don't know	Don't know	Don't know	Don't know	Yes	Don't know	Don't know
Finland	Yes	No	No	Yes	Yes	Yes	Yes	Yes
Gabon	No	No	No	Yes	Yes	Yes	Yes	No
Georgia	No	No	No	Yes	No	No	No	No
Germany	No	No	No	No	No	No	No	No
Ghana	Subnational	Don't know	Don't know	Yes	Don't know	Yes	Yes	Don't know
Guatemala	Subnational	No	No	No	No	No	No	No
Guinea	No	No	No	No	No	No	No	No
Guyana	Yes	No	No	No	No	No	No	No
Honduras	Yes	No	No	Yes	No	Yes	Yes	No
Iceland	Yes	No	No	Subnational	Don't know	Yes	Yes	Subnational
India	No	No	No	No	No	No	No	No
Indonesia	No	No	No	No	No	No	No	No

Country/area	NATIONAL POPULATION-BASED SURVEYS OF VIOLENCE							
	Survey interpersonal violence	Survey armed violence	Survey gang violence	Survey child maltreatment	Survey youth violence	Survey intimate partner violence	Survey sexual violence	Survey elder abuse
Iran (Islamic Republic of)	Don't know	Don't know	Don't know	Yes	Don't know	Yes	Don't know	Don't know
Iraq	No	No	No	Yes	No	Yes	Yes	Yes
Israel	Yes	Subnational	No	Yes	Yes	Yes	Yes	Yes
Italy	Yes	Don't know	Subnational	Yes	Yes	Yes	Yes	No
Jamaica	Yes	Yes	Yes	Yes	Yes	Yes	Yes	No
Japan	Yes	No	No	Yes	Yes	Yes	Yes	Yes
Jordan	Subnational	No	No	Yes	Subnational	Yes	Yes	No
Kazakhstan	Don't know	Don't know	Don't know	Yes	Don't know	Don't know	Yes	Don't know
Kenya	No	No	No	Yes	No	No	No	No
Kiribati	No	No	No	No	No	Yes	Yes	No
Kuwait	No	No	No	No	No	No	No	No
Kyrgyzstan	Don't know	Don't know	Don't know	Don't know	Don't know	Don't know	Don't know	Don't know
Lao People's Democratic Republic	No	No	No	No	No	No	No	No
Latvia	No	No	No	Yes	No	No	No	No
Liberia	No	No	No	No	No	Yes	Yes	No
Lithuania	No	No	No	Yes	Yes	Yes	Yes	No
Madagascar	Subnational	No	No	Subnational	Subnational	Yes	Yes	Subnational
Malawi	No	No	No	No	No	Yes	Yes	No
Malaysia	No	No	No	No	No	No	No	No
Maldives	No	No	Subnational	Yes	No	Yes	Yes	No
Mauritania	No	No	No	No	No	No	Yes	No
Mexico	Yes	Yes	Yes	Subnational	Yes	Yes	Yes	Subnational
Mongolia	No	No	No	Yes	No	No	No	No
Montenegro	Yes	Yes	Yes	Yes	Yes	Yes	Yes	Yes
Morocco	No	No	No	Yes	Yes	Yes	Yes	Yes
Mozambique	Subnational	Yes	No	Subnational	Yes	Yes	Yes	No
Myanmar	No	No	No	No	No	No	Subnational	No
Nepal	No	No	No	No	Yes	Yes	Yes	No
Netherlands	Yes	Yes	No	Yes	Yes	Yes	Yes	Yes
New Zealand	Yes	No	No	No	Subnational	No	No	No
Nicaragua	No	No	No	No	No	Yes	Yes	No
Niger	No	No	No	No	No	No	No	No
Nigeria	Yes	No	No	Yes	No	Yes	Yes	No
Norway	No	No	No	No	No	Yes	No	No
Oman	No	No	No	No	No	No	No	No
Panama	No	No	No	No	No	No	No	No
Papua New Guinea	No	No	No	No	No	No	No	No
Peru	Yes	No	No	No	No	Yes	Yes	No
Philippines	Subnational	No	Subnational	Subnational	No	Yes	Yes	No
Poland	Yes	No	Don't know	Yes	No	No	No	Yes
Portugal	No	No	No	No	No	Yes	No	Yes
Qatar	Don't know	Don't know	Don't know	Don't know	Don't know	Don't know	Don't know	Don't know
Republic of Moldova	No	No	No	Yes	No	Yes	No	No
Romania	No	No	No	Yes	No	Yes	No	No
Russian Federation	Subnational	Don't know	Don't know	Don't know	Don't know	Don't know	Yes	Don't know
Rwanda	Yes	No	No	No	No	Yes	Yes	No
Samoa	No	No	No	Yes	No	Yes	Yes	No
San Marino	Yes	No	No	No	No	No	No	No
Sao Tome and Principe	No	No	No	No	No	No	No	No
Saudi Arabia	Don't know	Don't know	Don't know	Don't know	Don't know	Don't know	Don't know	Don't know
Senegal	No	No	No	No	No	No	Subnational	No
Serbia	Yes	Yes	No	Yes	Yes	Yes	Yes	Yes
Seychelles	No	No	No	No	No	No	No	No

Country/area	NATIONAL POPULATION-BASED SURVEYS OF VIOLENCE							
	Survey interpersonal violence	Survey armed violence	Survey gang violence	Survey child maltreatment	Survey youth violence	Survey intimate partner violence	Survey sexual violence	Survey elder abuse
Singapore	No	No	No	No	No	No	No	No
Slovakia	No	No	No	Yes	Subnational	Yes	No	Subnational
Slovenia	No	No	No	No	Yes	Yes	Yes	No
Solomon Islands	No	No	No	No	Yes	Yes	Yes	No
South Africa	Yes	Yes	No	No	Yes	Yes	Subnational	No
Spain	No	No	No	Yes	Yes	Yes	Don't know	Yes
Sudan	No	No	No	No	No	No	No	No
Swaziland	No	No	No	Yes	No	No	Yes	No
Sweden	Yes	Don't know	Don't know	Yes	Yes	Yes	Yes	Subnational
Switzerland	Yes	No	No	No	Yes	Yes	Yes	Yes
TFYR Macedonia	Yes	No	No	Yes	Yes	Yes	Yes	Yes
Tajikistan	No	No	No	No	No	No	No	No
Thailand	Subnational	Subnational	No	Subnational	No	Subnational	Subnational	Subnational
Trinidad and Tobago	Don't know	Don't know	Don't know	Don't know	Don't know	Don't know	Don't know	Don't know
Tunisia	Yes	Yes	No	Yes	No	Yes	Yes	No
Turkey	No	No	No	No	No	Yes	Yes	
Tuvalu	No	No	No	No	No	Yes	Yes	No
Uganda	No	Subnational	No	Subnational	Subnational	Subnational	Yes	Subnational
United Arab Emirates	No	No	No	Don't know	Don't know	Don't know	No	No
United Kingdom	Yes	Yes	No	Yes	Subnational	Yes	Yes	Yes
United Republic of Tanzania	Subnational	Subnational	No	Yes	No	Yes	Yes	Yes
United States of America	Yes	Yes	Yes	Yes	Yes	Yes	Yes	Yes
Uzbekistan	No	No	No	No	No	No	No	No
Vanuatu	No	No	No	No	No	Yes	Yes	No
Viet Nam	No	No	No	Yes	No	Yes	Yes	No
West Bank and Gaza Strip	Yes	No	No	Yes	No	No	No	No
Yemen	No	No	No	No	No	No	No	No
Zambia	No	No	No	Subnational	No	Yes	Yes	Don't know
Zimbabwe	No	No	No	Yes	No	No	Yes	No

Table A5: Laws and policies that address multiple types of violence: social and educational policies, policing strategies, laws to regulate civilian access to firearms, and consumption of alcohol and alcohol policies and laws

Country/area	SOCIAL AND EDUCATIONAL POLICIES		POLICING STRATEGIES	
	Incentives provided for high risk youth to complete schooling	Housing policies to de-concentrate poverty	Improving community-police relations	Problem-oriented policing
Afghanistan	No	No	Yes	Yes
Albania	Yes	Yes	Yes	Yes
Algeria	Yes	Yes	Yes	Yes
Armenia	Yes	Yes	Yes	Yes
Australia	Subnational	Subnational	Yes	Yes
Austria	Yes	Subnational	Yes	Yes
Azerbaijan	Yes	No	Yes	Yes
Bahrain	No	No	Yes	Yes
Bangladesh	No	No	Yes	Yes
Belarus	Yes	Yes	Yes	Yes
Belgium	Subnational	Don't know	Yes	Don't know
Belize	No	No	Yes	Yes
Benin	Subnational	No	Yes	Yes
Bhutan	No	Don't know	Yes	Yes
Bolivia (Plurinational State of)	No	No	Yes	Yes
Botswana	No	No	Yes	Yes
Brazil	Yes	Yes	Yes	Don't know
Brunei Darussalam	No	No	Yes	Yes
Bulgaria	Yes	No	Yes	Yes
Burkina Faso	No	No	Yes	Yes
Burundi	No	No	Yes	Yes
Cambodia	No	No	Yes	Yes
Cameroon	No	No	Yes	Yes
Canada	Yes	No	Yes	Yes
China	Yes	Yes	Yes	Yes
Colombia	Yes	Yes	Yes	Yes
Cook Islands	No	No	Yes	Yes
Costa Rica	Yes	No	Yes	Yes
Croatia	No	No	Yes	Yes
Cuba	Yes	Yes	Yes	Yes
Cyprus	Yes	No	Yes	Yes
Czech Republic	Yes	No	Yes	Yes
Dominica	No	No	Yes	Yes
Dominican Republic	No	Yes	Yes	Yes
Ecuador	No	No	Yes	Yes
Egypt	Don't know	Yes	Yes	Yes
El Salvador	Yes	Subnational	Yes	Yes
Estonia	No	No	Yes	Don't know
Fiji	Yes	No	Yes	Yes
Finland	Yes	No	Yes	Yes
Gabon	No	No	Yes	Yes
Georgia	Yes	No	Yes	Yes
Germany	Yes	Yes	Yes	Yes
Ghana	Don't know	No	Yes	Yes
Guatemala	Subnational	No	Yes	Yes
Guinea	Subnational	No	Yes	Yes
Guyana	No	No	Yes	Yes
Honduras	No	Yes	Yes	No
Iceland	No	No	Yes	Yes
India	Yes	No	Yes	Yes
Indonesia	No	No	Yes	Don't know

Country/area	SOCIAL AND EDUCATIONAL POLICIES		POLICING STRATEGIES	
	Incentives provided for high risk youth to complete schooling	Housing policies to de-concentrate poverty	Improving community-police relations	Problem-oriented policing
Iran (Islamic Republic of)	Subnational	Yes	Yes	Yes
Iraq	No	Yes	Yes	Yes
Israel	No	No	Yes	No
Italy	Yes	No	Yes	Yes
Jamaica	Subnational	Yes	Yes	Yes
Japan	No	No	Yes	Yes
Jordan	No	No	Yes	Yes
Kazakhstan	Yes	Yes	Yes	Yes
Kenya	No	No	Yes	Yes
Kiribati	Yes	No	Yes	Yes
Kuwait	No	No	Yes	Yes
Kyrgyzstan	Yes	Subnational	Yes	Yes
Lao People's Democratic Republic	Yes	No	Yes	Yes
Latvia	No	No	Yes	Yes
Liberia	No	No	Yes	Yes
Lithuania	Subnational	No	Yes	Yes
Madagascar	Subnational	No	Yes	Yes
Malawi	Yes	No	Yes	Yes
Malaysia	No	Subnational	Yes	Yes
Maldives	No	No	Yes	Yes
Mauritania	No	No	Yes	Yes
Mexico	Yes	Yes	Yes	Yes
Mongolia	No	No	Yes	Yes
Montenegro	Yes	Yes	Yes	Yes
Morocco	Yes	Yes	Yes	Yes
Mozambique	No	No	Yes	Yes
Myanmar	Subnational	Subnational	Yes	Yes
Nepal	No	No	Yes	Yes
Netherlands	Yes	Yes	Yes	Yes
New Zealand	Yes	Yes	Yes	Yes
Nicaragua	Yes	Yes	Yes	Yes
Niger	Yes	No	Yes	Yes
Nigeria	No	No	Yes	Yes
Norway	No	No	Yes	Yes
Oman	Subnational	No	No	Yes
Panama	Don't know	Subnational	Yes	Yes
Papua New Guinea	Yes	No	Yes	Yes
Peru	Yes	No	Yes	Yes
Philippines	No	No	Yes	Yes
Poland	Yes	Don't know	Yes	Yes
Portugal	Yes	Subnational	Yes	Yes
Qatar	Yes	Yes	Yes	Yes
Republic of Moldova	No	No	Yes	Yes
Romania	Yes	No	Yes	Yes
Russian Federation	Yes	No	Yes	Yes
Rwanda	Yes	No	Yes	Yes
Samoa	No	No	Yes	Yes
San Marino	No	No	Yes	Yes
Sao Tome and Principe	No	No	Yes	Yes
Saudi Arabia	Don't know	Yes	Yes	Yes
Senegal	No	No	Yes	Yes
Serbia	Yes	Yes	Yes	Yes
Seychelles	No	No	Yes	Yes
Singapore	No	Yes	Yes	Yes

Country/area	SOCIAL AND EDUCATIONAL POLICIES		POLICING STRATEGIES	
	Incentives provided for high risk youth to complete schooling	Housing policies to de-concentrate poverty	Improving community-police relations	Problem-oriented policing
Slovakia	Yes	Subnational	Yes	Yes
Slovenia	Yes	No	Yes	Yes
Solomon Islands	No	No	Yes	Yes
South Africa	Yes	No	Yes	Yes
Spain	No	No	Yes	Yes
Sudan	No	No	Yes	Yes
Swaziland	No	No	Yes	Yes
Sweden	Yes	Subnational	Yes	Yes
Switzerland	No	No	Yes	Yes
TFYR Macedonia	Yes	No	Yes	Yes
Tajikistan	Yes	Yes	Yes	Yes
Thailand	No	No	Yes	Yes
Trinidad and Tobago	No	No	Yes	Yes
Tunisia	Yes	Yes	Yes	Yes
Turkey	Yes	No	Yes	Yes
Tuvalu	No	No	Yes	Yes
Uganda	No	No	Yes	Yes
United Arab Emirates	Don't know	Yes	Yes	Yes
United Kingdom	Yes	Subnational	Yes	Yes
United Republic of Tanzania	No	Yes	Yes	Yes
United States of America	Subnational	Yes	Yes	Yes
Uzbekistan	Yes	No	No	No
Vanuatu	No	No	Yes	No
Viet Nam	Yes	Yes	Yes	Yes
West Bank and Gaza Strip	No	No	Yes	Yes
Yemen	No	No	Yes	Yes
Zambia	No	No	Yes	Yes
Zimbabwe	No	No	Yes	Yes

Country/area	LAWS TO REGULATE CIVILIAN ACCESS TO FIREARMS ¹						Programmes to reduce civilian possession and use
	Laws to regulate civilian access	Do they include:					
		Mandatory background check	Handguns	Long guns	Automatic weapons	Carrying firearms in public	
Afghanistan	Yes	Yes	Yes	Don't know	Don't know	Yes	Yes
Albania	Yes	Yes	Yes	Yes	Yes	Yes	No
Algeria	Yes	Yes	Yes	Yes	Yes	Yes	No
Armenia	Yes	Yes	Yes	Yes	Yes	Yes	Yes
Australia	Subnational	Subnational	Subnational	Subnational	Subnational	Subnational	Subnational
Austria	Yes	Yes	Yes	Yes	Yes	Yes	Yes
Azerbaijan	Yes	Yes	Yes	Yes	Yes	Yes	No
Bahrain	Yes	Yes	Yes	Yes	Yes	Yes	No
Bangladesh	Yes	Yes	Yes	Yes	Yes	Yes	No
Belarus	Yes	Yes	Yes	Yes	Yes	Yes	Yes
Belgium	Yes	Yes	Yes	Yes	Yes	Yes	Yes
Belize	Yes	Yes	Yes	Yes	Yes	Yes	Yes
Benin	Yes	Yes	Yes	Yes	Yes	Yes	No
Bhutan	Yes	Yes	Yes	Yes	Yes	Yes	Yes
Bolivia (Plurinational State of)	Yes	Yes	Yes	Yes	No	Yes	No
Botswana	Yes	Yes	Yes	Yes	Yes	Yes	Yes
Brazil	Yes	Yes	Yes	Yes	Yes	Yes	Yes
Brunei Darussalam	Yes	Yes	Yes	Yes	Yes	Yes	No

¹ There is great variability in the content of these laws between countries and between states/provinces in countries with federal constitutions.

Country/area	LAWS TO REGULATE CIVILIAN ACCESS TO FIREARMS ¹						
	Laws to regulate civilian access	Do they include:					Programmes to reduce civilian possession and use
		Mandatory background check	Handguns	Long guns	Automatic weapons	Carrying firearms in public	
Bulgaria	Yes	Yes	Yes	Yes	Yes	Yes	No
Burkina Faso	Yes	Yes	Yes	Yes	Yes	Yes	Yes
Burundi	Yes	Yes	Yes	Yes	Yes	Yes	Yes
Cambodia	Yes	Yes	Yes	Yes	Yes	Yes	Yes
Cameroon	Yes	Yes	Yes	Yes	Yes	Yes	Yes
Canada	Yes	Yes	Yes	Yes	Yes	Yes	Yes
China	Yes	No	Yes	Yes	Yes	Yes	Yes
Colombia	Yes	Yes	Yes	Yes	Yes	Yes	Yes
Cook Islands	Yes	No	Yes	Yes	Yes	Yes	Yes
Costa Rica	Yes	Yes	Yes	Yes	Yes	Yes	No
Croatia	Yes	Yes	Yes	Yes	Yes	Yes	Yes
Cuba	Yes	Yes	Yes	Yes	Yes	Yes	Yes
Cyprus	Yes	Yes	Yes	Yes	Yes	Yes	Yes
Czech Republic	Yes	Yes	Yes	Yes	Yes	Yes	Yes
Dominica	Yes	Yes	Yes	Yes	Yes	Yes	Yes
Dominican Republic	Yes	Yes	Yes	Yes	Yes	Yes	Yes
Ecuador	Yes	Yes	Yes	Yes	Yes	Yes	No
Egypt	Yes	Yes	Yes	Yes	Yes	Yes	Yes
El Salvador	Yes	Yes	Yes	Yes	Yes	Yes	Subnational
Estonia	Yes	Yes	Yes	Yes	Yes	Yes	Yes
Fiji	Yes	Yes	Yes	Yes	Yes	Yes	No
Finland	Yes	Yes	Yes	Yes	Yes	Yes	Subnational
Gabon	Yes	Yes	Yes	Yes	Yes	Yes	No
Georgia	Yes	Yes	Yes	Yes	Yes	Yes	No
Germany	Yes	Subnational	Subnational	Subnational	Yes	Subnational	No
Ghana	Yes	Yes	Yes	Yes	Yes	Yes	Yes
Guatemala	Yes	Yes	Yes	Yes	Yes	Yes	Yes
Guinea	Yes	Yes	Yes	Yes	Yes	Yes	Yes
Guyana	Yes	Yes	Yes	Yes	Yes	Yes	No
Honduras	Yes	Yes	Yes	Yes	Yes	Yes	Yes
Iceland	Yes	Yes	Yes	Yes	Yes	Yes	Don't know
India	Yes	Yes	Yes	Yes	Yes	Yes	Yes
Indonesia	Yes	Yes	Yes	Yes	Yes	Yes	No
Iran (Islamic Republic of)	Yes	Yes	Yes	Yes	Yes	Yes	Yes
Iraq	Yes	Yes	Yes	Yes	Yes	Yes	Yes
Israel	Yes	Yes	Yes	Yes	Yes	Yes	Yes
Italy	Yes	Yes	Yes	Yes	Yes	Yes	No
Jamaica	Yes	Yes	Yes	Yes	Yes	Yes	Subnational
Japan	Yes	Yes	Yes	Yes	Yes	Yes	Yes
Jordan	Yes	Yes	Yes	Yes	Yes	Yes	Yes
Kazakhstan	Yes	Yes	Yes	Yes	Yes	Yes	Yes
Kenya	Yes	Yes	Yes	Yes	Yes	Yes	Yes
Kiribati	Yes	Yes	Yes	Yes	Yes	Yes	Yes
Kuwait	Yes	Yes	Yes	Yes	Yes	Yes	Yes
Kyrgyzstan	Yes	Yes	Yes	Yes	Yes	Yes	Yes
Lao People's Democratic Republic	Yes	Yes	Yes	Yes	Yes	Yes	Yes
Latvia	Yes	Yes	Yes	Yes	Yes	Yes	Yes
Liberia	Yes	Yes	Yes	Yes	Yes	Yes	Yes
Lithuania	Yes	Yes	Yes	Yes	Yes	Yes	Yes
Madagascar	Yes	Yes	Yes	Yes	Yes	Yes	No
Malawi	Yes	Yes	Yes	Yes	Yes	Yes	Yes
Malaysia	Yes	Yes	Yes	Yes	Yes	Yes	No

Country/area	LAWS TO REGULATE CIVILIAN ACCESS TO FIREARMS ¹						Programmes to reduce civilian possession and use
	Laws to regulate civilian access	Do they include:					
		Mandatory background check	Handguns	Long guns	Automatic weapons	Carrying firearms in public	
Maldives	Yes	Don't know	Yes	Yes	Yes	Yes	Yes
Mauritania	Yes	Yes	Yes	No	Yes	Yes	No
Mexico	Yes	Yes	Yes	Yes	Yes	Yes	Yes
Mongolia	Yes	Yes	Yes	Yes	Yes	Yes	No
Montenegro	Yes	Yes	Yes	Yes	Yes	Yes	Yes
Morocco	Yes	Yes	Yes	Yes	Yes	Yes	No
Mozambique	Yes	Yes	Yes	Yes	Yes	Yes	Yes
Myanmar	Yes	Yes	Yes	Yes	Yes	Yes	Subnational
Nepal	Yes	Yes	Yes	Yes	Yes	Yes	Yes
Netherlands	Yes	Yes	Yes	Yes	Yes	Yes	No
New Zealand	Yes	Yes	Yes	Yes	Yes	Yes	Yes
Nicaragua	Yes	Yes	Yes	Yes	Yes	Yes	Yes
Niger	Yes	Yes	Yes	Yes	Yes	Yes	Yes
Nigeria	Yes	Yes	Yes	Yes	Yes	Yes	Yes
Norway	Yes	Yes	Yes	Yes	Yes	Yes	Yes
Oman	Yes	Yes	Yes	Yes	Yes	Yes	Yes
Panama	Yes	Yes	No	Yes	Yes	Yes	Yes
Papua New Guinea	Yes	Yes	Yes	Yes	Yes	Yes	Yes
Peru	Yes	Yes	Yes	Yes	Yes	Yes	Yes
Philippines	Yes	Yes	Yes	Yes	Yes	Yes	Yes
Poland	Yes	Yes	Yes	Yes	Yes	Yes	No
Portugal	Yes	Yes	Yes	Yes	Yes	Yes	Yes
Qatar	Yes	Yes	Yes	Yes	Yes	Yes	Yes
Republic of Moldova	Yes	Yes	Yes	Yes	Yes	Yes	Yes
Romania	Yes	Yes	Yes	Yes	Yes	Yes	No
Russian Federation	Yes	Yes	Yes	Yes	Yes	Yes	Subnational
Rwanda	Yes	Yes	No	Yes	Yes	No	Yes
Samoa	Yes	Yes	Yes	Yes	Yes	Yes	Yes
San Marino	Yes	Yes	Yes	Yes	Yes	Yes	Yes
Sao Tome and Principe	Yes	Yes	Yes	Yes	Yes	Yes	No
Saudi Arabia	Yes	Yes	Yes	Yes	Yes	Yes	Yes
Senegal	Yes	Yes	Yes	Yes	Yes	Yes	Yes
Serbia	Yes	Yes	Yes	Yes	Yes	Yes	Yes
Seychelles	Yes	No	Yes	Yes	Yes	Yes	Yes
Singapore	Yes	Yes	Yes	Yes	Yes	Yes	No
Slovakia	Yes	Yes	Yes	Yes	Yes	Yes	Yes
Slovenia	Yes	Yes	Yes	Yes	Yes	Yes	No
Solomon Islands	Yes	Yes	Yes	Yes	Yes	Yes	Yes
South Africa	Yes	Yes	Yes	Yes	Yes	Yes	Yes
Spain	Yes	Yes	Yes	Yes	Yes	Yes	No
Sudan	Yes	Yes	Yes	Yes	Yes	Yes	Yes
Swaziland	Yes	Yes	Yes	Yes	Yes	Yes	No
Sweden	Yes	Yes	Yes	Yes	Yes	Yes	Yes
Switzerland	Yes	Yes	Yes	Yes	Yes	Yes	Subnational
TFYR Macedonia	Yes	Yes	Yes	Yes	Yes	Yes	Yes
Tajikistan	Yes	Yes	No	Yes	No	Yes	No
Thailand	Yes	Yes	Yes	Yes	Yes	Yes	Yes
Trinidad and Tobago	Yes	Yes	Yes	Yes	Yes	Yes	No
Tunisia	Yes	Yes	Yes	Yes	Yes	Yes	Yes
Turkey	Yes	Yes	Yes	Yes	Yes	Yes	Yes
Tuvalu	Yes	Yes	Yes	Yes	Yes	Yes	No
Uganda	Yes	Yes	Yes	Yes	Yes	Yes	Yes

Country/area	LAWS TO REGULATE CIVILIAN ACCESS TO FIREARMS ¹						Programmes to reduce civilian possession and use
	Laws to regulate civilian access	Do they include:					
		Mandatory background check	Handguns	Long guns	Automatic weapons	Carrying firearms in public	
United Arab Emirates	Yes	Yes	Yes	Yes	Yes	Yes	Don't know
United Kingdom	Yes	Yes	Yes	Yes	Yes	Yes	Yes
United Republic of Tanzania	Yes	Yes	Yes	Yes	Yes	Yes	Yes
United States of America	Yes	Yes	Yes	Yes	Yes	Yes	Subnational
Uzbekistan	Yes	Yes	Yes	Yes	Yes	Yes	Yes
Vanuatu	Yes	Yes	Yes	Yes	Yes	Yes	No
Viet Nam	Yes	Yes	Yes	Yes	Yes	Yes	Yes
West Bank and Gaza Strip	Yes	Yes	No	No	Yes	Yes	No
Yemen	Yes	Yes	Yes	Yes	Yes	Yes	Yes
Zambia	Yes	Yes	No	No	No	Yes	Yes
Zimbabwe	Yes	Yes		Yes		Yes	Yes

Country/area	CONSUMPTION OF ALCOHOL, AND ALCOHOL POLICIES AND LAWS						
	Patterns of drinking score ¹	Adult (15+) per capita consumption (litres of pure alcohol) ²	Excise tax			On premise age limits	Off premise age limits
			Beer	Wine	Spirits		
Afghanistan		0.7					
Albania	Medium risky	7.0	Yes	Yes	Yes	18	18
Algeria	Somewhat risky	1.0	Yes	Yes	Yes	18	18
Armenia	Somewhat risky	5.3	Yes	Yes	Yes	18	18
Australia	Somewhat risky	12.2	Yes	No	Yes	18	18
Austria	Least risky	10.3	Yes	No	Yes	16	16
Azerbaijan	Medium risky	2.3	Yes	Yes	Yes	18	18
Bahrain		2.1					
Bangladesh	Medium risky	0.2	Yes	Yes	Yes		
Belarus	Very risky	17.5	Yes	Yes	Yes	18	18
Belgium	Least risky	11.0	Yes	Yes	Yes	16	16
Belize	Very risky	8.5	No	No	No	18	18
Benin	Somewhat risky	2.1	Yes	Yes	Yes		
Bhutan		0.7	No	Yes	Yes	18	18
Bolivia (Plurinational State of)	Medium risky	5.9	Yes	Yes	Yes		
Botswana	Medium risky	8.4	Yes	Yes	Yes	18	18
Brazil	Medium risky	8.7	Yes	Yes	Yes	18	18
Brunei Darussalam		0.9	Yes	Yes	Yes		
Bulgaria	Somewhat risky	11.4	Yes	No	Yes	18	18
Burkina Faso	Medium risky	6.8	Yes	Yes	Yes		
Burundi	Medium risky	9.3	Yes	Yes	Yes	18	
Cambodia	Medium risky	5.5	Yes	Yes	Yes		
Cameroon	Medium risky	8.4	Yes	Yes	Yes		
Canada	Somewhat risky	10.2	Yes	Yes	Yes		
China	Somewhat risky	6.7	Yes	Yes	Yes		
Colombia	Medium risky	6.2	Yes	Yes	Yes	18	18
Cook Islands	Medium risky	6.4	Yes	Yes	Yes	18	18
Costa Rica	Medium risky	5.4	Yes	Yes	Yes	18	18
Croatia	Medium risky	12.2	Yes	No	Yes	18	18

¹ The patterns of drinking score reflects how people drink instead of how much they drink within a population. Strongly associated with the alcohol-attributable burden of disease in a country, the patterns of drinking score is measured on a scale from 1 (least risky pattern of drinking) to 5 (most risky pattern of drinking). The higher the score, the greater the alcohol-attributable burden of disease in population groups with the same level of consumption. Notably, different drinking patterns give rise to very different health outcomes in population groups with the same level of consumption (WHO Global status report on alcohol, WHO, 2014, p.28).

² Total per capita (15 years and older) consumption is defined as total (recorded plus estimated unrecorded) alcohol per capita (aged 15 years and older) consumption within a calendar year in litres of pure alcohol (WHO Global status report on alcohol, WHO, 2014, p.35).

Country/area	CONSUMPTION OF ALCOHOL, AND ALCOHOL POLICIES AND LAWS						
	Patterns of drinking score ¹	Adult (15+) per capita consumption (litres of pure alcohol) ²	Beer	Excise tax		On premise age limits	Off premise age limits
				Wine	Spirits		
Cuba	Somewhat risky	5.2				18	18
Cyprus	Least risky	9.2	Yes	No	Yes	17	17
Czech Republic	Medium risky	13.0	Yes	Yes	Yes	18	18
Dominica	Medium risky	7.1	Yes	Yes	Yes	16	16
Dominican Republic	Medium risky	6.9	Yes	Yes	Yes	18	18
Ecuador	Medium risky	7.2	Yes	Yes	Yes	18	18
Egypt		0.4	Yes	Yes	Yes	18	18
El Salvador	Medium risky	3.2	Yes	Yes	Yes	18	18
Estonia	Medium risky	10.3	Yes	Yes	Yes	18	18
Fiji	Medium risky	3.0	Yes	Yes	Yes	18	18
Finland	Medium risky	12.3	Yes	Yes	Yes	18	18
Gabon	Medium risky	10.9	Yes	Yes	Yes	18	
Georgia	Somewhat risky	7.7	Yes	Yes	Yes	18	18
Germany	Least risky	11.8	Yes	Yes	Yes	16	16
Ghana	Medium risky	4.8	Yes	Yes	Yes		
Guatemala	Very risky	3.8	No	No	No	18	18
Guinea		0.7	Yes	Yes	Yes	18	18
Guyana	Medium risky	8.1	Yes	Yes	Yes	18	16
Honduras	Medium risky	4.0	Yes	Yes	Yes	18	18
Iceland	Somewhat risky	7.1	Yes	Yes	Yes	20	20
India	Medium risky	4.3	Yes	Yes	Yes		
Indonesia	Medium risky	0.6	Yes	Yes	Yes	21	21
Iran (Islamic Republic of)		1.0					
Iraq		0.5	No	No	No	21	21
Israel	Somewhat risky	2.8	Yes	Yes	Yes	18	18
Italy	Least risky	6.7	Yes	No	Yes	16	
Jamaica	Somewhat risky	4.9	Yes	Yes	Yes	18	18
Japan	Somewhat risky	7.2	Yes	Yes	Yes	20	20
Jordan		0.7	Yes	Yes	Yes	18	18
Kazakhstan	Very risky	10.3	Yes	Yes	Yes	18	18
Kenya	Medium risky	4.3	Yes	Yes	Yes	18	18
Kiribati	Medium risky	3.0	No	No	No	21	21
Kuwait		0.1					
Kyrgyzstan	Medium risky	4.3	No	Yes	Yes	18	18
Lao People's Democratic Republic	Medium risky	7.3	Yes	No	No	18	
Latvia	Medium risky	12.3	Yes	Yes	Yes	18	18
Liberia	Medium risky	4.7	Yes	Yes	Yes	18	18
Lithuania	Medium risky	15.4	Yes	Yes	Yes	18	18
Madagascar	Medium risky	1.8	Yes	Yes	Yes	18	18
Malawi	Medium risky	2.5	Yes	Yes	Yes	18	18
Malaysia	Medium risky	1.3	Yes	Yes	Yes	18	18
Maldives		1.2					
Mauritania		0.1					
Mexico	Medium risky	7.2	Yes	Yes	Yes	18	18
Mongolia	Medium risky	6.9	Yes	Yes	Yes	21	21
Montenegro	Medium risky	8.7	Yes	Yes	Yes	18	18
Morocco		0.9					
Mozambique	Medium risky	2.3	Yes	Yes	Yes	18	18
Myanmar		0.7	Yes	Yes	Yes	18	18
Nepal	Medium risky	2.2	Yes	Yes	Yes	18	18
Netherlands	Least risky	9.9	Yes	Yes	Yes	16	16
New Zealand	Somewhat risky	10.9	Yes	Yes	Yes	18	18
Nicaragua	Medium risky	5.0	Yes	Yes	Yes	18	18

Country/area	CONSUMPTION OF ALCOHOL, AND ALCOHOL POLICIES AND LAWS						
	Patterns of drinking score ¹	Adult (15+) per capita consumption (litres of pure alcohol) ²	Beer	Excise tax		On premise age limits	Off premise age limits
				Wine	Spirits		
Niger		0.3	Yes	Yes	Yes	18	18
Nigeria	Medium risky	10.1	Yes	Yes	Yes	18	18
Norway	Medium risky	7.7	Yes	Yes	Yes	18	18
Oman		0.9	No	No	No	21	21
Panama	Medium risky	8.0	Yes	Yes	Yes	18	18
Papua New Guinea	Medium risky	3.0	Yes	Yes	Yes	18	18
Peru	Medium risky	8.1	Yes	No	No	18	18
Philippines	Medium risky	5.4	Yes	Yes	Yes	18	18
Poland	Medium risky	12.5	Yes	Yes	Yes	18	18
Portugal	Least risky	12.9	Yes	No	Yes	16	16
Qatar		1.5					
Republic of Moldova	Very risky	16.8	Yes	Yes	Yes	18	18
Romania	Medium risky	14.4	Yes	Yes	Yes	18	18
Russian Federation	Most risky	15.1	Yes	Yes	Yes	18	18
Rwanda	Medium risky	9.8	Yes	Yes	Yes	18	
Samoa	Medium risky	3.6					
San Marino			Yes	No	Yes	16	16
Sao Tome and Principe	Medium risky	7.1	No	No	No	18	
Saudi Arabia		0.2					
Senegal	Medium risky	0.6	Yes	Yes	No	18	18
Serbia	Medium risky	12.6	Yes	Yes	Yes	18	18
Seychelles	Medium risky	5.6	Yes	Yes	Yes	18	18
Singapore	Somewhat risky	2.0	Yes	Yes	Yes	18	18
Slovakia	Medium risky	13.0	Yes	Yes	Yes	18	18
Slovenia	Somewhat risky	11.6	Yes	Yes	Yes	18	18
Solomon Islands	Medium risky	1.7					
South Africa	Very risky	11.0	Yes	Yes	Yes	18	18
Spain	Least risky	11.2	Yes	No	Yes	16	16
Sudan	Medium risky	2.7					
Swaziland	Medium risky	5.7	Yes	No	Yes	18	18
Sweden	Somewhat risky	9.2	Yes	Yes	Yes	18	18
Switzerland	Least risky	10.7	Yes	No	Yes	16	16
TFYR Macedonia	Medium risky	6.7	Yes	Yes	Yes	18	18
Tajikistan	Medium risky	2.8	Yes	Yes	Yes	18	18
Thailand	Medium risky	7.1	Yes	Yes	Yes	20	20
Trinidad and Tobago	Somewhat risky	6.7	Yes	Yes	Yes	18	18
Tunisia	Somewhat risky	1.5	Yes	Yes	Yes	18	18
Turkey	Medium risky	2.0	Yes	Yes	Yes	18	18
Tuvalu	Medium risky	1.5	Yes	Yes	Yes	18	18
Uganda	Medium risky	9.8	Yes	Yes	Yes	18	18
United Arab Emirates		4.3					
United Kingdom	Medium risky	11.6	Yes	Yes	Yes	18	18
United Republic of Tanzania	Medium risky	7.7	Yes	Yes	Yes	18	18
United States of America	Somewhat risky	9.2	Yes	Yes	Yes	21	21
Uzbekistan	Medium risky	4.6				20	20
Vanuatu	Medium risky	1.4					
Viet Nam	Medium risky	6.6	Yes	Yes	Yes	18	18
West Bank and Gaza Strip							
Yemen		0.3					
Zambia	Medium risky	4.0	Yes	Yes	Yes	18	18
Zimbabwe	Very risky	5.7	Yes	Yes	Yes	18	18

Table A6: Child maltreatment prevention programmes and laws

Country/area	PROGRAMMES TO PREVENT CHILD MALTREATMENT			LAWS AGAINST CHILD MALTREATMENT											
	Home visiting	Parenting education	Training to recognize/avoid sexually abusive situations	Ban on corporal punishment		Against statutory rape		Against child marriage		Against female genital mutilation		Covers all settings		Enforcement	
	Implementation	Yes/No	Enforcement	Existence	Enforcement	Existence	Enforcement	Existence	Enforcement	Existence	Enforcement	Existence	Enforcement	Existence	Enforcement
Afghanistan	None	Don't know	None	Subnational	Limited	No	Yes	Partial	Yes	Limited	Yes	Partial	Yes	Limited	
Albania	Limited	Limited	Limited	Yes	Full	Yes	Yes	Full	Yes	Partial	No	Yes	Partial	No	
Algeria	Limited	Limited	Limited	Yes	Full	No	Yes	Full	Yes	Full	No	Yes	Full	No	
Armenia	Limited	Limited	Limited	Yes	Limited	Yes	Yes	Partial	Yes	Full	Yes	Full	Yes	Full	
Australia	Larger scale	Larger scale	Larger scale	Subnational	Limited	No	Yes	Limited	Yes	Full	Subnational	Yes	Full	Limited	
Austria	Larger scale	Larger scale	Limited	Yes	Full	Yes	Yes	Full	Yes	Full	Yes	Full	Yes	Full	
Azerbaijan	None	None	None	Yes	Partial	No	Yes	Partial	Yes	Partial	No	Yes	Partial	No	
Bahrain	Larger scale	Larger scale	Larger scale	Yes	Partial	No	Yes	Full	Yes	Partial	No	Yes	Partial	No	
Bangladesh	Limited	Limited	Limited	Yes	Limited	No	Yes	Full	Yes	Full	No	Yes	Limited	No	
Belarus	Larger scale	Larger scale	Larger scale	Yes	Full	Yes	Yes	Full	Yes	Full	Yes	Yes	Full	Not enforced	
Belgium	Larger scale	Limited	Larger scale	Subnational	Partial	No	Yes	Full	Yes	Full	Yes	Full	Yes	Full	
Belize	Larger scale	Limited	Larger scale	Yes	Partial	No	Yes	Limited	Yes	Partial	No	Yes	Partial	No	
Benin	Limited	Limited	Larger scale	Yes	Full	Yes	Yes	Full	Yes	Full	Yes	Full	Yes	Full	
Bhutan	None	Limited	Limited	Yes	Partial	Yes	Yes	Full	Yes	Full	No	Yes	Full	No	
Bolivia (Plurinational State of)	Limited	Limited	Limited	Yes	Limited	Yes	Yes	Limited	Yes	Limited	No	Yes	Limited	No	
Botswana	None	None	None	No	Limited	Yes	Yes	Full	Yes	Full	Yes	Full	Yes	Partial	
Brazil	Larger scale	None	Limited	No	Full	No	Yes	Full	Yes	Full	Yes	Full	Yes	Full	
Brunei Darussalam	None	None	None	No	Limited	Yes	Yes	Full	No	Partial	No	Yes	Full	No	
Bulgaria	Larger scale	Larger scale	Limited	Yes	Limited	Yes	Yes	Full	Yes	Partial	No	Yes	Full	No	
Burkina Faso	None	Larger scale	Limited	Yes	Full	Yes	Yes	Full	Yes	Full	Yes	Full	Yes	Full	
Burundi	None	None	None	Yes	Full	No	Yes	Full	Yes	Full	Yes	Full	Yes	Full	
Cambodia	None	Limited	Larger scale	Yes	Not enforced	No	Yes	Partial	Yes	Partial	Yes	Partial	Yes	Limited	
Cameroon	Limited	Limited	Limited	Yes	Full	No	Yes	Full	Yes	Full	No	Yes	Full	No	
Canada	Larger scale	Larger scale	Larger scale	Subnational	Full	No	Yes	Full	Yes	Subnational	Yes	Full	Yes	Full	
China	Limited	Larger scale	Larger scale	Yes	Full	Yes	Yes	Full	Yes	Full	No	Yes	Full	No	
Colombia	None	Larger scale	Larger scale	Yes	Limited	Yes	No	Full	No	Full	No	Yes	Full	No	
Cook Islands	Larger scale	Larger scale	Larger scale	No	Not enforced	Yes	Yes	Partial	No	Partial	No	Yes	Full	No	
Costa Rica	None	Larger scale	Larger scale	Yes	Limited	Yes	Yes	Limited	Yes	Full	No	Yes	Full	No	
Croatia	Larger scale	Larger scale	Larger scale	Yes	Partial	Yes	Yes	Full	Yes	Partial	Yes	Full	Yes	Full	
Cuba	Larger scale	Larger scale	Larger scale	Yes	Full	Yes	Yes	Full	Yes	Full	Yes	Full	Yes	Full	
Cyprus	None	Limited	Limited	Yes	Full	Yes	Yes	Full	Yes	Full	Yes	Full	Yes	Full	
Czech Republic	Larger scale	Larger scale	Larger scale	Yes	Limited	No	Yes	Full	Yes	Full	Yes	Full	Yes	Full	

Country/area	PROGRAMMES TO PREVENT CHILD MALTREATMENT			LAWS AGAINST CHILD MALTREATMENT									
	Home visiting	Parenting education	Training to recognize/avoid sexually abusive situations	Ban on corporal punishment		Against statutory rape		Against child marriage		Against female genital mutilation			
	Implementation	Yes/No	Enforcement	Existence	Enforcement	Existence	Enforcement	Existence	Enforcement	Existence	Enforcement		
Dominica	Larger scale	Larger scale	Larger scale	No	Yes	Partial	Yes	Full	No	No			
Dominican Republic	Limited	Larger scale	Limited	Yes	Yes	Limited	Yes	Full	No	No			
Ecuador	None	Limited	Larger scale	Yes	Yes	Limited	Yes	Partial	No	No			
Egypt	Limited	Limited	Limited	Yes	Yes	Limited	Yes	Limited	Yes	Partial			
El Salvador	Limited	Limited	Limited	Yes	Yes	Full	Yes	Full	Yes	Full			
Estonia	Limited	Limited	Limited	Yes	Yes	Full	Yes	Full	Yes	Full			
Fiji	Limited	Limited	Limited	Yes	Yes	Limited	Yes	Limited	No	No			
Finland	Larger scale	Larger scale	Larger scale	Yes	Yes	Full	Yes	Full	Yes	Full			
Gabon	None	None	None	Yes	Yes	Limited	Yes	Full	Yes	Full			
Georgia	Limited	None	None	Yes	Yes	Full	Yes	Full	No	No			
Germany	Larger scale	Larger scale	Larger scale	Yes	Yes	Full	Yes	Full	Yes	Full			
Ghana	Limited	Limited	Larger scale	No	Yes	Full	Yes	Full	Yes	Full			
Guatemala	None	Limited	Limited	No	Yes	Partial	No	Full	No	No			
Guinea	Larger scale	None	None	Yes	Yes	Full	Yes	Limited	Yes	Limited			
Guyana	Limited	Limited	Limited	No	Yes	Partial	Yes	Full	No	No			
Honduras	Limited	Limited	Limited	Yes	Yes	Limited	No	Full	No	No			
Iceland	Larger scale	Larger scale	Larger scale	Yes	Yes	Full	Yes	Full	Yes	Full			
India	Limited	Limited	Limited	Yes	Yes	Full	Yes	Full	No	No			
Indonesia	Limited	Limited	Limited	Yes	Yes	Limited	No	Partial	Yes	Limited			
Iran (Islamic Republic of)	Limited	Larger scale	Limited	Yes	Yes	Limited	No	Full	No	No			
Iraq	Limited	Limited	None	Yes	Yes	Partial	Yes	Full	Subnational	Don't know			
Israel	Limited	Limited	Larger scale	Yes	Yes	Full	Yes	Full	No	No			
Italy	Limited	Limited	Limited	Yes	Yes	Partial	Yes	Full	Yes	Full			
Jamaica	Larger scale	Limited	Larger scale	Yes	Yes	Limited	Yes	Full	No	No			
Japan	Larger scale	Limited	None	Yes	Yes	Full	Yes	Full	Yes	Yes			
Jordan	None	Limited	Limited	Yes	Yes	Partial	Yes	Partial	No	No			
Kazakhstan	Larger scale	Larger scale	Larger scale	Yes	Yes	Full	Yes	Full	No	No			
Kenya	Limited	Limited	Larger scale	Yes	Yes	Partial	Yes	Partial	Yes	Partial			
Kiribati	Limited	Limited	Limited	Yes	Yes	Full	Yes	Full	No	No			
Kuwait	None	Larger scale	None	Yes	Yes	Full	Yes	Full	Yes	Full			
Kyrgyzstan	Limited	Limited	Limited	Yes	Yes	Full	Yes	Full	Don't know	Full			
Lao People's Democratic Republic	None	None	None	Yes	Yes	Partial	Yes	Partial	No	No			
Latvia	Limited	Limited	Limited	Yes	Yes	Partial	Yes	Partial	Yes	Full			

Country/area	PROGRAMMES TO PREVENT CHILD MALTREATMENT			LAWS AGAINST CHILD MALTREATMENT											
	Home visiting	Parenting education	Training to recognize/avoid sexually abusive situations	Ban on corporal punishment		Covers all settings		Against statutory rape		Against child marriage		Against female genital mutilation			
	Implementation	Implementation	Implementation	Existence	Enforcement	Yes/No	Enforcement	Enforcement	Existence	Enforcement	Existence	Enforcement	Existence	Enforcement	
Liberia	Limited	Limited	Larger scale	No			Yes	Partial	Yes	Partial	Yes	Partial	No		
Lithuania	Limited	Larger scale	Limited	No			Yes	Full	Yes	Full	Yes	Full	No		
Madagascar	Limited	Larger scale	Limited	No	Partial		Yes	Partial	Yes	Partial	Yes	Partial	No		
Malawi	Limited	Limited	Larger scale	Yes	Partial	Yes	Yes	Full	Yes	Full	Yes	Full	No		
Malaysia	Larger scale	Larger scale	Limited	No			Yes	Full	Yes	Full	Yes	Full	No		
Maldives	Limited	Limited	Limited	No			Yes	Full	Yes	Full	No		No		
Mauritania	Limited	Limited	None	Yes	Limited	Yes	Yes	Limited	Yes	Limited	Yes	Limited	Yes	Limited	
Mexico	Larger scale	Larger scale	Larger scale	Yes	Limited	Yes	Yes	Limited	Yes	Partial	Yes	Partial	Yes	Full	
Mongolia	Limited	None	None	Yes	Limited	No	Yes	Limited	Yes	Partial	Yes	Partial	No		
Montenegro	Limited	Larger scale	Larger scale	Yes	Full	Yes	Yes	Full	Yes	Full	Yes	Full	Yes	Full	
Morocco	Larger scale	Larger scale	Larger scale	No			Yes	Partial	Yes	Partial	Yes	Partial	No		
Mozambique	Limited	Limited	Limited	Yes	Limited	Yes	Yes	Limited	No		No		No		
Myanmar	Limited	Limited	Limited	Yes	Limited	Yes	Yes	Full	No		No		No		
Nepal	Limited	None	None	No			Yes	Full	Yes	Full	Yes	Full	No		
Netherlands	Larger scale	Larger scale	Larger scale	Yes	Full	Yes	Yes	Full	Yes	Full	Yes	Full	Yes	Full	
New Zealand	Larger scale	Larger scale	Limited	Yes	Full	Yes	Yes	Full	Yes	Full	Yes	Full	Yes	Full	
Nicaragua	Larger scale	Larger scale	Larger scale	Yes	Limited	No	Yes	Partial	Yes	Partial	Yes	Partial	Yes	Partial	
Niger	None	Limited	Larger scale	Yes	Limited	No	Yes	Limited	Yes	Limited	Yes	Limited	Yes	Partial	
Nigeria	None	None	Larger scale	Yes	Partial	No	Yes	Limited	Yes	Limited	Yes	Limited	Subnational	Not enforced	
Norway	None	Limited	None	Yes	Full	Yes	Yes	Full	Yes	Full	Yes	Full	Yes	Full	
Oman	Larger scale	Larger scale	Limited	No			Yes	Full	Yes	Full	Yes	Full	No		
Panama	None	Larger scale	Limited	Yes	Limited	Yes	Yes	Limited	Yes	Limited	Yes	Partial	Don't know	Don't know	
Papua New Guinea	None	None	Limited	Yes	Partial	No	Yes	Partial	Yes	Partial	Yes	Partial	No	Not enforced	
Peru	Larger scale	Larger scale	Larger scale	No			Yes	Limited	Yes	Limited	Yes	Limited	No		
Philippines	Limited	Larger scale	Larger scale	No			Yes	Full	Yes	Full	Yes	Partial	No		
Poland	Larger scale	Limited	Limited	Yes			Yes	Full	Yes	Full	Yes	Full	Yes	Full	
Portugal	Larger scale	Limited	Limited	Yes	Full	Yes	Yes	Full	Yes	Full	Yes	Full	Yes	Full	
Qatar	Larger scale	Larger scale	Larger scale	Yes	Full	Yes	Yes	Full	Yes	Full	Yes	Full	No		
Republic of Moldova	Larger scale	Larger scale	None	Yes	Partial	Yes	Yes	Partial	Yes	Partial	Yes	Partial	No		
Romania	Larger scale	Larger scale	Limited	Yes	Partial	Yes	Yes	Full	Yes	Full	Yes	Full	Yes	Full	
Russian Federation	None	None	Limited	Yes	Limited	No	Yes	Full	Yes	Full	Yes	Full	No		
Rwanda	Larger scale	Larger scale	Larger scale	Yes	Full	Yes	Yes	Full	Yes	Full	Yes	Full	No		
Samoa	None	None	None	Yes	Full	Yes	Yes	Full	Yes	Full	Yes	Full	Yes	Full	
San Marino	None	None	None	Yes	Full	Yes	Yes	Full	Yes	Full	Yes	Full	Yes	Full	

Country/area	PROGRAMMES TO PREVENT CHILD MALTREATMENT				LAWS AGAINST CHILD MALTREATMENT								
	Home visiting	Parenting education	Training to recognize/avoid sexually abusive situations		Ban on corporal punishment		Against statutory rape		Against child marriage		Against female genital mutilation		
		Implementation	Implementation	Implementation	Existence	Enforcement	Yes/No	Enforcement	Enforcement	Existence	Enforcement	Existence	Enforcement
Seo Tome and Principe	None	None	Limited	Limited	Yes	Full	Yes	Yes	Full	Yes	Full	Yes	Full
Saudi Arabia	Larger scale	Limited	Limited	Limited	Yes	Partial	No	Yes	Full	No		No	
Senegal	None	Limited	Limited	Limited	Yes	Full	Yes	Yes	Full	Yes	Limited	Yes	Partial
Serbia	Larger scale	Limited	Limited	Limited	Yes	Partial	No	Yes	Full	Yes	Full	No	
Seychelles	Limited	Limited	Larger scale	Larger scale	Yes	Limited	Yes	Yes	Partial	Yes	Full	No	
Singapore	Limited	Larger scale	Larger scale	Larger scale	No	Full	Yes	Yes	Full	Yes	Full	No	
Slovakia	Larger scale	Limited	Larger scale	Larger scale	Yes	Full	Yes	Yes	Full	Yes	Full	Yes	Full
Slovenia	None	Larger scale	Limited	Limited	No		Yes	Yes	Full	Yes	Full	Yes	Full
Solomon Islands	Limited	Limited	Limited	Limited	No		No	Yes	Limited	Yes	Limited	No	
South Africa	Limited	Limited	Larger scale	Larger scale	Yes	Limited	No	Yes	Don't know	Yes	Don't know	No	
Spain	Limited	Larger scale	Larger scale	Larger scale	Yes	Full	Yes	Yes	Full	Yes	Full	Yes	Full
Sudan	Limited	Larger scale	Larger scale	Larger scale	Yes	Partial	No	Yes	Partial	No		Yes	Partial
Swaziland	Limited	Limited	Larger scale	Larger scale	No		Yes	Yes	Partial	Yes	Limited	No	
Sweden	Larger scale	Larger scale	Limited	Limited	Yes	Full	Yes	Yes	Full	Yes	Full	Yes	Full
Switzerland	Limited	Limited	Limited	Limited	Yes	Partial	Yes	Yes	Full	Yes	Full	Yes	Full
TFYR Macedonia	Larger scale	Limited	Limited	Limited	Yes	Full	Yes	Yes	Partial	Yes	Partial	Yes	Partial
Tajikistan	Limited	None	Limited	Limited	Yes	Full	Yes	Yes	Full	Yes	Full	Yes	Full
Thailand	Larger scale	Larger scale	Limited	Limited	Yes	Partial	No	Yes	Full	Yes	Full	No	
Trinidad and Tobago	Larger scale	Larger scale	Larger scale	Larger scale	No		Yes	Yes	Full	Yes	Full	No	
Tunisia	Limited	Limited	Limited	Limited	Yes	Partial	Yes	Yes	Full	Yes	Full	Yes	Full
Turkey	Limited	Larger scale	Limited	Limited	No		Yes	Yes	Full	Yes	Full	No	
Tuvalu	None	Limited	Limited	Limited	No		Yes	Yes	Full	Yes	Full	Yes	Full
Uganda	Limited	Limited	Larger scale	Larger scale	Yes	Partial	Yes	Yes	Limited	Yes	Limited	Yes	Limited
United Arab Emirates	Limited	Limited	Limited	Limited	No		Yes	Yes	Full	Yes	Full	No	
United Kingdom	Larger scale	Larger scale	Limited	Limited	Yes	Full	No	Yes	Full	Yes	Full	Yes	Partial
United Republic of Tanzania	Limited	Limited	Limited	Limited	No		Yes	Yes	Full	Yes	Limited	Yes	Limited
United States of America	Larger scale	Larger scale	Larger scale	Larger scale	Subnational	Full	No	Yes	Full	Yes	Full	Yes	Full
Uzbekistan	Larger scale	Limited	Limited	Limited	Yes	Partial	Yes	Yes	Full	Yes	Full	No	
Vanuatu	None	None	None	None	Yes	Limited	No	Yes	Limited	Yes	Not enforced	No	
Viet Nam	Larger scale	Larger scale	Larger scale	Larger scale	Yes	Full	Yes	Yes	Full	Yes	Full	Yes	Full
West Bank and Gaza Strip	Limited	Limited	Larger scale	Larger scale	Yes	Limited	Yes	Yes	Partial	Yes	Partial	Yes	Full
Yemen	None	Limited	Limited	Limited	Yes	Limited	No	Yes	Partial	No		No	
Zambia	Limited	Limited	Limited	Limited	Yes	Limited	No	Yes	Full	Yes	Limited	Yes	Limited
Zimbabwe	Limited	Limited	Limited	Limited	No		Yes	Yes	Full	Yes	Partial	Yes	Partial

Table A7: Youth violence prevention programmes and laws

Country/area	PROGRAMMES TO PREVENT YOUTH VIOLENCE					LAWS AGAINST YOUTH VIOLENCE			
	Pre-school enrichment	Life skills and social development training	Mentoring	After-school supervision	School anti-bullying	Against weapons on school premises		Against gang or criminal group membership	
	Implementation					Existence	Enforcement	Existence	Enforcement
Afghanistan	None	Limited	Limited	None	Larger scale	Yes	Partial	Yes	Partial
Albania	Larger scale	Limited	None	None	Larger scale	Yes	Full	Yes	Full
Algeria	Larger scale	Larger scale	Larger scale	None	None	Yes	Full	Yes	Full
Armenia	Larger scale	Limited	Limited	Limited	None	Yes	Full	Yes	Full
Australia	None	None	Limited	None	Larger scale	Subnational	Full	Subnational	Limited
Austria	Larger scale	Larger scale	Larger scale	Larger scale	Larger scale	Yes	Full	Yes	Full
Azerbaijan	Larger scale	Limited	None	Larger scale	None	Yes	Full	No	Full
Bahrain	Larger scale	Larger scale	Larger scale	Don't know	Larger scale	Yes	Full	Yes	Full
Bangladesh	Limited	Limited	Limited	Limited	Limited	Yes	Full	Yes	Full
Belarus	Larger scale	Larger scale	Larger scale	Larger scale	Larger scale	Yes	Full	Yes	Full
Belgium	Don't know	Don't know	Don't know	Don't know	Limited	Yes	Partial	Yes	Don't know
Belize	Larger scale	Larger scale	Limited	Larger scale	None	Yes	Full	Yes	Full
Benin	Limited	Larger scale	Limited	Limited	Larger scale	Yes	Full	Yes	Full
Bhutan	Limited	Limited	Limited	Limited	Limited	Yes	Full	Yes	Full
Boiivia (Plurinational State of)	None	Limited	None	Limited	Limited	No	Full	Yes	Limited
Botswana	Larger scale	Larger scale	Limited	Limited	Limited	Yes	Full	Yes	Limited
Brazil	Larger scale	Larger scale	None	None	Larger scale	Yes	Partial	No	Limited
Brunei Darussalam	None	Limited	Limited	None	Limited	Yes	Full	No	Full
Bulgaria	Limited	Limited	None	Larger scale	Larger scale	Yes	Partial	No	Full
Burkina Faso	None	None	Limited	None	Limited	Yes	Full	Yes	Full
Burundi	None	None	None	None	Larger scale	Yes	Full	Yes	Partial
Cambodia	None	None	Limited	Limited	Limited	Yes	Full	Yes	Full
Cameroon	None	Limited	Limited	Don't know	Limited	Yes	Full	Yes	Full
Canada	Larger scale	Larger scale	Larger scale	Larger scale	Larger scale	Subnational	Full	Yes	Full
China	Larger scale	Larger scale	Larger scale	Larger scale	Larger scale	Yes	Full	Yes	Full
Colombia	Larger scale	Larger scale	Larger scale	Larger scale	Larger scale	Yes	Partial	Yes	Limited
Cook Islands	None	None	None	None	Limited	No	Partial	Yes	Partial
Costa Rica	Larger scale	Larger scale	None	None	Larger scale	Yes	Partial	Yes	Limited
Croatia	Limited	Larger scale	Larger scale	Larger scale	Larger scale	Yes	Full	Yes	Full
Cuba	Larger scale	Larger scale	Larger scale	Larger scale	None	Yes	Full	Yes	Full
Cyprus	Limited	Limited	Limited	Limited	Limited	Yes	Full	Yes	Full
Czech Republic	Larger scale	Larger scale	Larger scale	Larger scale	Larger scale	Yes	Full	Don't know	Full

Country/area	PROGRAMMES TO PREVENT YOUTH VIOLENCE					LAWS AGAINST YOUTH VIOLENCE			
	Pre-school enrichment	Life skills and social development training	Mentoring	After-school supervision	School anti-bullying	Against weapons on school premises		Against gang or criminal group membership	
						Existence	Enforcement		Existence
Dominica	None	None	None	None	Limited	Yes	Partial	No	
Dominican Republic	Larger scale	Larger scale	None	Limited	Limited	Yes	Partial	Yes	Partial
Ecuador	Larger scale	Larger scale	None	None	None	No	Partial	Yes	Don't know
Egypt	None	Limited	Limited	Don't know	Larger scale	Yes	Partial	Yes	Partial
El Salvador	Larger scale	Limited	Limited	Limited	Limited	Yes	Partial	Yes	Limited
Estonia	Limited	Limited	Limited	Larger scale	Limited	No	Full	Yes	Full
Fiji	Don't know	Limited	Limited	Don't know	Limited	Yes	Full	Yes	Full
Finland	Larger scale	Larger scale	Limited	Larger scale	Larger scale	Yes	Full	No	
Gabon	None	None	Limited	None	None	Yes	Full	Yes	Full
Georgia	None	Larger scale	Limited	None	Larger scale	Yes	Partial	Yes	Full
Germany	Larger scale	Larger scale	Larger scale	Larger scale	Larger scale	Yes	Full	Yes	Full
Ghana	None	Larger scale	Limited	Limited	Larger scale	Yes	Full	No	
Guatemala	Limited	Larger scale	None	Larger scale	Larger scale	Yes	Limited	Yes	Limited
Guinea	None	None	None	None	None	Yes	Limited	Yes	Full
Guyana	None	Limited	Limited	Limited	None	No	Full	Yes	Full
Honduras	None	None	None	Limited	Limited	No	Full	Yes	Partial
Iceland	Limited	Limited	Limited	Larger scale	Larger scale	Yes	Full	No	
India	Larger scale	Larger scale	Larger scale	Larger scale	Larger scale	Yes	Full	Yes	Full
Indonesia	Limited	Limited	Limited	None	Limited	Yes	Limited	Yes	Limited
Iran (Islamic Republic of)	Larger scale	Larger scale	Larger scale	Limited	Larger scale	Yes	Full	Yes	Full
Iraq	Larger scale	Larger scale	Larger scale	Limited	Larger scale	Yes	Full	Yes	Full
Israel	Limited	Larger scale	Limited	Limited	Larger scale	Yes	Partial	No	
Italy	None	Larger scale	Limited	Limited	Larger scale	Yes	Full	Yes	Full
Jamaica	Limited	Larger scale	Limited	Limited	Limited	Yes	Partial	No	
Japan	None	None	None	None	Larger scale	No	Full	No	
Jordan	None	Larger scale	Limited	None	Larger scale	No	Full	Yes	Full
Kazakhstan	Larger scale	Larger scale	Larger scale	Larger scale	Larger scale	Yes	Full	Yes	Full
Kenya	None	Limited	Larger scale	None	Limited	Yes	Partial	Yes	Partial
Kiribati	None	Limited	Limited	None	Limited	Yes	Full	Yes	Full
Kuwait	None	Larger scale	Larger scale	Larger scale	Larger scale	Yes	Full	Yes	Full
Kyrgyzstan	Larger scale	Larger scale	Limited	Larger scale	Limited	Yes	Full	Yes	Full
Lao People's Democratic Republic	None	Limited	Limited	Limited	Larger scale	Yes	Partial	Yes	Partial
Latvia	Limited	Limited	None	Limited	Limited	Yes	Full	Yes	Full
Liberia	Limited	Limited	Limited	Limited	Limited	Yes	Full	Yes	Partial

Country/area	PROGRAMMES TO PREVENT YOUTH VIOLENCE					LAWS AGAINST YOUTH VIOLENCE			
	Pre-school enrichment	Life skills and social development training	Mentoring	After-school supervision	School anti-bullying	Against weapons on school premises		Against gang or criminal group membership	
						Existence	Enforcement		Existence
Lithuania	Larger scale	Larger scale	Limited	Larger scale	Larger scale	No	No	Yes	Full
Madagascar	Limited	Limited	None	None	None	Yes	Yes	Yes	Full
Malawi	Limited	Larger scale	None	None	Larger scale	Yes	Yes	Yes	Full
Malaysia	Limited	Limited	Limited	None	Limited	Yes	Yes	Yes	Full
Maldives	None	Larger scale	Limited	Larger scale	Limited	Yes	Yes	Yes	Partial
Mauritania	None	None	None	None	None	No	No	Yes	Full
Mexico	Larger scale	Larger scale	Larger scale	Larger scale	Larger scale	Yes	Yes	Yes	Partial
Mongolia	None	Larger scale	Limited	None	None	Yes	Yes	Yes	Partial
Montenegro	Larger scale	Larger scale	Limited	Limited	Larger scale	Yes	Yes	Yes	Full
Morocco	Limited	Larger scale	Larger scale	Larger scale	Larger scale	Yes	Yes	Yes	Full
Mozambique	Limited	Limited	None	Limited	None	Yes	Yes	Yes	Partial
Myanmar	Limited	Limited	Limited	None	Limited	Yes	Yes	Subnational	Limited
Nepal	None	Limited	None	None	None	Yes	Yes	Yes	Limited
Netherlands	None	Larger scale	Limited	None	Larger scale	No	No	No	
New Zealand	Larger scale	Larger scale	Larger scale	Limited	Limited	Yes	Yes	Yes	Full
Nicaragua	Larger scale	Larger scale	Larger scale	Larger scale	Larger scale	Yes	Yes	Yes	Full
Niger	None	Limited	Limited	Limited	Limited	Yes	Yes	Yes	Full
Nigeria	Limited	Limited	None	None	Larger scale	Yes	Yes	Yes	Limited
Norway	None	Limited	None	None	Larger scale	Yes	Yes	Yes	Partial
Oman	Don't know	Larger scale	Larger scale	Larger scale	Limited	Yes	Yes	Yes	Partial
Panama	Larger scale	Limited	Limited	None	Larger scale	Yes	Yes	Yes	Partial
Papua New Guinea	None	Limited	Limited	None	Limited	Yes	Yes	Yes	Partial
Peru	Larger scale	Larger scale	Limited	Limited	Larger scale	No	No	No	
Philippines	Larger scale	Larger scale	Limited	Limited	Limited	Yes	Yes	No	Full
Poland	Limited	Larger scale	Limited	Larger scale	Limited	Yes	Yes	Yes	Full
Portugal	Larger scale	Larger scale	Larger scale	Larger scale	Limited	Yes	No	No	Full
Qatar	Larger scale	Larger scale	Larger scale	Larger scale	Larger scale	Yes	Yes	Yes	Full
Republic of Moldova	Larger scale	Larger scale	Limited	Larger scale	None	Yes	No	No	
Romania	Larger scale	Larger scale	Larger scale	Larger scale	Larger scale	Yes	Yes	Yes	Full
Russian Federation	None	Limited	None	None	None	Yes	Yes	Yes	Full
Rwanda	Limited	Larger scale	Larger scale	Larger scale	Larger scale	Yes	Yes	Yes	Full
Samoa	None	None	None	None	Larger scale	Yes	Yes	Yes	Full
San Marino	None	None	Limited	Limited	Limited	Yes	Yes	Yes	Full
Sao Tome and Principe	Larger scale	None	None	None	None	Yes	Yes	Yes	Full

Country/area	PROGRAMMES TO PREVENT YOUTH VIOLENCE					LAWS AGAINST YOUTH VIOLENCE			
	Pre-school enrichment	Life skills and social development training	Mentoring	After-school supervision	School anti-bullying	Against weapons on school premises		Against gang or criminal group membership	
						Existence	Enforcement		Existence
Saudi Arabia	Limited	Limited	Limited	Limited	Limited	Yes	Partial	Yes	Full
Senegal	None	Limited	Limited	None	None	No	Partial	Yes	Full
Serbia	Limited	Larger scale	None	None	Larger scale	Yes	Full	Yes	Full
Seychelles	None	Larger scale	Larger scale	Larger scale	Larger scale	Subnational	Full	No	Full
Singapore	None	Larger scale	Limited	Larger scale	Larger scale	Yes	Full	Yes	Full
Slovakia	Limited	Larger scale	Larger scale	Larger scale	Larger scale	Yes	Partial	Yes	Partial
Slovenia	Larger scale	Larger scale	Limited	Larger scale	Limited	No	Partial	Yes	Full
Solomon Islands	Limited	Limited	None	None	None	No	None	No	None
South Africa	Larger scale	Larger scale	Limited	Limited	Larger scale	Yes	Partial	Yes	Limited
Spain	Larger scale	Larger scale	Larger scale	Larger scale	Larger scale	Yes	Full	Yes	Full
Sudan	Larger scale	Larger scale	Limited	Larger scale	Larger scale	Yes	Partial	Yes	Partial
Swaziland	Larger scale	Larger scale	Limited	Don't know	None	No	None	No	None
Sweden	Larger scale	Larger scale	Limited	Larger scale	Larger scale	Yes	Full	No	None
Switzerland	Larger scale	Larger scale	Limited	Larger scale	Limited	Yes	Full	Yes	Full
TFYR Macedonia	Larger scale	Limited	Limited	Limited	Limited	Yes	Full	Yes	Full
Tajikistan	Limited	Limited	Limited	Larger scale	Limited	Yes	Full	Yes	Full
Thailand	None	Limited	Limited	None	Larger scale	Yes	Full	Yes	Full
Trinidad and Tobago	Limited	Larger scale	Limited	Larger scale	Larger scale	No	None	Yes	Full
Tunisia	Limited	None	None	Limited	Limited	Yes	Full	Yes	Full
Turkey	Larger scale	Larger scale	Larger scale	None	Larger scale	Yes	Full	Yes	Full
Tuvalu	None	Larger scale	Limited	Larger scale	Limited	Yes	Full	Yes	Full
Uganda	Limited	Limited	Limited	Limited	Limited	Yes	Partial	Yes	Partial
United Arab Emirates	Don't know	Don't know	Don't know	Don't know	Don't know	Yes	Full	Yes	Full
United Kingdom	Larger scale	Larger scale	Limited	Larger scale	Larger scale	Yes	Full	Subnational	Partial
United Republic of Tanzania	None	Limited	Limited	None	None	Yes	Partial	Yes	Partial
United States of America	Larger scale	Larger scale	Larger scale	Larger scale	Larger scale	Yes	Full	No	Full
Uzbekistan	Limited	Limited	Limited	Limited	None	Yes	Full	Yes	Full
Vanuatu	None	None	None	None	None	No	None	Yes	Limited
Viet Nam	Limited	Limited	Limited	Larger scale	Larger scale	Yes	Full	Yes	Full
West Bank and Gaza Strip	Limited	Limited	Limited	Limited	Larger scale	No	None	Yes	Partial
Yemen	Limited	Limited	Limited	None	None	Yes	Partial	Yes	Partial
Zambia	None	None	None	None	Limited	Yes	Limited	Yes	Limited
Zimbabwe	Larger scale	None	None	None	Limited	Yes	Partial	No	Partial

Table A8: Intimate partner violence prevention programmes and laws

Country/area	PROGRAMMES TO PREVENT INTIMATE PARTNER VIOLENCE			LAWS AGAINST INTIMATE PARTNER VIOLENCE								
	Dating violence prevention in schools	Microfinance and gender equity training	Social and cultural norms change	Against rape in marriage		Allowing free entry into marriage/divorce		Allowing removal of violent spouse		Law regarding minimum legal age of marriage ¹		
	Implementation	Existence	Enforcement	Existence	Enforcement	Existence	Enforcement	Existence	Enforcement	Exists	Age for females	Age for males
Afghanistan	None	None	Limited	No		No		Yes	Limited	Yes	16	18
Albania	Limited	None	Larger scale	Yes	Partial	Yes	Full	Yes	Partial	Yes	18	18
Algeria	Limited	Larger scale	Larger scale	No		Yes	Full	No		Yes	19	19
Armenia	None	None	Larger scale	Yes	Partial	Yes	Partial	No		Yes	16	16
Australia	Larger scale	Larger scale	Larger scale	Subnational	Full	Yes	Full	Yes	Full	Yes	18	18
Austria	Larger scale	None	Larger scale	Yes	Full	Yes	Full	Yes	Full	Yes	18	18
Azerbaijan	None	None	None	Yes	Full	Yes	Full	No		Yes	18	18
Bahrain	Don't know	Don't know	Larger scale							Yes	16	16
Bangladesh	None	Limited	Limited							Yes	18	21
Belarus	Larger scale	Larger scale	Larger scale	Yes	Full	Yes	Full	No		Yes	15	15
Belgium	Limited	None	Larger scale	Yes	Full	Yes	Full	Yes	Full	Yes	18	18
Belize	Larger scale	Limited	Limited	Yes	Full	Yes	Full	Yes	Full	Yes	16	16
Benin	Larger scale	Larger scale	Limited	Yes	Limited	Yes	Partial	Yes	Limited	Yes	18	18
Bhutan	Limited	Don't know	Limited	Yes	Full	Yes	Full	Yes	Full	Yes	18	18
Bolivia (Plurinational State of)	None	Limited	Limited	Yes	Limited	Yes	Limited	Yes	Limited	Yes	14	16
Botswana	Larger scale	Larger scale	Larger scale	No		Yes	Full	Yes	Limited	Yes	21	21
Brazil	Larger scale	Limited	Limited	Yes	Partial	Yes	Partial	Yes	Partial	Yes	18	18
Brunei Darussalam	None	None	None	No		Yes	Full	Yes	Partial	Yes	15	15
Bulgaria	None	Limited	Limited	No		No		Yes	Limited	Yes	16	16
Burkina Faso	None	Limited	None							Yes	17	20
Burundi	None	Larger scale	Limited	Yes	Full	Yes	Full	No		Yes	18	21
Cambodia	None	None	None	Yes	Partial	Yes	Partial	Yes	Partial	Yes	18	18
Cameroon	None	None	Larger scale	Yes	Full	Yes	Full	No		Yes	18	18
Canada	Larger scale	None	Larger scale	Yes	Full	Yes	Full	Yes	Full	Subnational	18	18
China	Limited	Larger scale	Larger scale	No		Yes	Full	No		Yes	20	22
Colombia	Larger scale	Larger scale	Larger scale	Yes	Partial	Yes	Partial	Yes	Limited	Yes	18	18
Cook Islands	None	None	Larger scale							Yes		
Costa Rica	Larger scale	Larger scale	Larger scale	Yes	Partial	Yes	Full	Yes	Partial	Yes	15	15
Croatia	Larger scale	Limited	Limited	Yes	Full	Yes	Full	Yes	Partial	Yes	16	16
Cuba	Larger scale	Larger scale	Larger scale	Yes		Yes		Yes		Yes	18	18
Cyprus	Limited	Limited	Limited	Yes	Full	Yes	Full	Yes	Full	Yes	18	18

¹ In some countries, the minimal legal age of marriage may be lowered with parental consent in individual cases.

Country/area	PROGRAMMES TO PREVENT INTIMATE PARTNER VIOLENCE				LAW AGAINST INTIMATE PARTNER VIOLENCE				Law regarding minimum legal age of marriage ^a			
	Dating violence prevention in schools	Microfinance and gender equity training	Social and cultural norms change	Against rape in marriage		Allowing free entry into marriage/divorce		Allowing removal of violent spouse		Age for females	Age for males	
	Implementation	Existence	Enforcement	Existence	Enforcement	Existence	Enforcement	Existence	Enforcement	Exists		
Czech Republic	Larger scale	Larger scale	Larger scale	Yes	Full	Yes	Full	Yes	Full	Yes	18	18
Dominica	None	Limited	Larger scale	No		Yes	Full	Yes	Limited	Yes		
Dominican Republic	None	Limited	Limited	Yes	Limited	Yes	Partial	Yes	Limited	Yes	18	18
Ecuador	None	None	Larger scale	No		Yes	Partial	Yes	Limited	Yes	16	16
Egypt	None	Larger scale	Larger scale							Yes	18	18
El Salvador	Limited	Limited	Larger scale	Yes	Full	Yes	Full	Yes	Full	Yes	18	18
Estonia	Limited	None	Limited	Yes	Full	Yes	Full	Yes	Limited	Yes	18	18
Fiji	None	Limited	None	Yes	Limited	Yes	Limited	Yes	Limited	Yes	18	18
Finland	Limited	None	Larger scale	Yes	Full	Yes	Full	Yes	Full	Yes	18	18
Gabon	None	None	None	No		Yes	Full	Yes	Full	Yes	18	18
Georgia	None	None	Limited	Yes	Limited	Yes	Full	Yes	Limited	Yes	16	16
Germany	Larger scale	Don't know	Larger scale	Yes	Full	Yes	Full	Yes	Full	Yes	18	18
Ghana	Limited	None	Larger scale	No		Yes	Full	Yes	Limited	Yes	18	18
Guatemala	None	Larger scale	Larger scale	Yes	Partial	Yes	Full	Yes	Full	Yes	18	18
Guinea	Larger scale	None	None	Yes	Full	Yes	Full	No	Full	Yes	18	18
Guyana	None	Limited	Limited	Yes	Partial	Yes	Full	Yes	Full	Yes	16	16
Honduras	Limited	Larger scale	Larger scale	Yes	Limited	Yes	Partial	Yes	Limited	Yes	18	18
Iceland	Limited	None	Limited	Yes	Full	Yes	Full	Yes	Limited	Yes	18	18
India	Limited	None	Larger scale	No		No		No		Yes	18	21
Indonesia	Limited	None	Limited	No		Yes	Partial	Yes	Partial	Yes	21	21
Iran (Islamic Republic of)	Limited	Larger scale	Larger scale	No		Yes	Full	Yes	Full	Yes	13	15
Iraq	None	Limited	Limited	Yes	Full	No		No		Yes	18	18
Israel	Larger scale	Limited	Larger scale	Yes	Full	No		Yes	Full	Yes	17	17
Italy	Larger scale	None	Limited	Yes	Full	Yes	Full	Yes	Full	Yes	18	18
Jamaica	Limited	Limited	Larger scale	Yes	Limited	Yes	Partial	Yes	Limited	Yes	18	18
Japan	Don't know	None	Larger scale	No		No		Yes	Full	Yes	16	18
Jordan	None	Larger scale	Larger scale	No		Yes	Limited	Yes	Not enforced	Yes	18	18
Kazakhstan	Larger scale	Larger scale	Larger scale	Yes	Full	Yes	Full	Don't know		Yes	18	18
Kenya	None	Limited	Limited	Yes	Limited	Yes	Partial	Yes	Limited	Yes	18	18
Kiribati	None	Limited	None	Yes	Not enforced	Yes	Not enforced	Yes	Not enforced	Yes	18	18
Kuwait	None	None	Larger scale							Yes	15	17
Kyrgyzstan	Limited	Limited	Limited	Yes	Full	Yes	Full	Yes	Full	Yes	17	17
Lao People's Democratic Republic	None	Larger scale	Limited	No		No		No		Yes	18	18
Latvia	None	Limited	Limited	Yes	Full	Yes	Full	Yes	Not enforced	Yes	18	18

Country/area	PROGRAMMES TO PREVENT INTIMATE PARTNER VIOLENCE				LAWS AGAINST INTIMATE PARTNER VIOLENCE							
	Dating violence prevention in schools	Microfinance and gender equity training	Social and cultural norms change	Implementation	Against rape in marriage		Allowing free entry into marriage/divorce		Allowing removal of violent spouse		Law regarding minimum legal age of marriage ¹	
					Existence	Enforcement	Existence	Enforcement	Existence	Enforcement	Exists	Age for females
Liberia	Limited	Limited	Limited	Limited	No		Partial	Yes	Partial	Yes	18	18
Lithuania	None	None	Limited	None	Yes	Full	Full	Yes	Full	Yes	18	18
Madagascar	Limited	Limited	Limited	Limited	No			No		Yes	18	18
Malawi	Larger scale	Limited	Larger scale	Limited	No		Full	Yes	Full	Yes	18	18
Malaysia	None	Larger scale	Larger scale	Larger scale	Yes	Limited	Full	Yes	Full	Yes	16	18
Maldives	None	Limited	Limited	Limited	No			Yes	Limited	No	18	18
Mauritania	None	None	None	None						Yes	18	18
Mexico	Larger scale	Larger scale	Larger scale	Larger scale	Yes	Limited	Partial	Yes	Partial	Yes	14	16
Mongolia	None	None	None	None	No		Partial	Yes	Limited	Yes	18	18
Montenegro	Limited	Limited	Larger scale	Larger scale	Yes	Full	Partial	Yes	Full	Yes	18	18
Morocco	Limited	Larger scale	Larger scale	Larger scale	No		Full	Yes	Limited	Yes	18	18
Mozambique	Larger scale	Limited	Limited	Limited	Yes	Limited	Full	No		Yes	18	18
Myanmar	Limited	Limited	Limited	Limited						Yes	20	20
Nepal	None	Limited	Limited	Limited	Yes	Limited	Limited	No		Yes	20	20
Netherlands	None	None	Larger scale	Larger scale	Yes	Full	Full	Yes	Full	Yes	18	18
New Zealand	Limited	None	Larger scale	Larger scale	Yes	Full	Full	Yes	Full	Yes	18	18
Nicaragua	Larger scale	Larger scale	Larger scale	Larger scale	Yes	Full	Full	Yes	Full	Yes		
Niger	None	Limited	Larger scale	Larger scale	No		Full	No		Yes	16	18
Nigeria	Limited	Limited	Limited	Limited	Subnational	Don't know		No	Subnational	Yes	18	18
Norway	None	None	Limited	Limited	Yes	Full	Full	Yes	Full	Yes	18	18
Oman	Don't know	None	Limited	Limited	No			No	Don't know	Yes	18	18
Panama	Limited	Limited	Limited	Limited	Yes	Full	Full	Yes	Full	Yes		
Papua New Guinea	None	None	Limited	Limited	Yes	Partial	Partial	Yes	Partial	Yes	16	18
Peru	Limited	Limited	Limited	Limited	Yes	Limited	Limited	Yes	Limited	Yes	16	16
Philippines	None	Limited	Larger scale	Larger scale	Yes	Full	Full	Yes	Full	Yes	18	18
Poland	None	None	Limited	Limited	Yes	Full	Full	Yes	Partial	Yes	16	16
Portugal	Limited	Limited	Larger scale	Larger scale	Yes	Full	Full	Yes	Full	Yes	16	16
Qatar	None	None	Larger scale	Larger scale						Yes	16	18
Republic of Moldova	None	None	Limited	Limited	Yes	Limited	Full	Yes	Limited	Yes	18	18
Romania	Larger scale	Larger scale	Larger scale	Larger scale	Yes	Full	Full	Yes	Full	Yes	18	18
Russian Federation	Limited	None	Limited	Limited	Yes	Partial	Full	No		Yes	18	18
Rwanda	Larger scale	Larger scale	Larger scale	Larger scale	Yes	Full	Full	Yes	Full	Yes	21	21
Samoa	Limited	Larger scale	Larger scale	Larger scale	Yes	Full	Full	Yes	Full	Yes	16	18
San Marino	Limited	None	Limited	Limited	Yes	Full	Full	Yes	Full	Yes	18	18

Country/area	PROGRAMMES TO PREVENT INTIMATE PARTNER VIOLENCE				LAWS AGAINST INTIMATE PARTNER VIOLENCE								
	Dating violence prevention in schools	Microfinance and gender equity training	Implementation	Social and cultural norms change	Against rape in marriage		Allowing free entry into marriage/divorce		Allowing removal of violent spouse		Law regarding minimum legal age of marriage ^a		
					Existence	Enforcement	Existence	Enforcement	Existence	Enforcement	Exists	Age for females	Age for males
Sao Tome and Principe	None	None	None	None	Yes	Full	Yes	Full	Yes	Full	Yes	14	14
Saudi Arabia	None	None	None	Limited	Don't know		No		Yes	Partial	No		
Senegal	Limited	None	None	Larger scale	Yes	Limited	Yes	Full	Yes	Partial	Yes	18	18
Serbia	None	Larger scale	Larger scale	Larger scale	Yes	Full	Yes	Full	Yes	Full	Yes	18	18
Seychelles	Limited	None	None	Limited	No		No		Yes	Partial	Yes	18	18
Singapore	Larger scale	None	None	None	Yes	Full	Yes	Full	Yes	Full	Yes	21	21
Slovakia	Limited	Limited	Limited	Limited	Yes	Full	Yes	Full	Yes	Full	Yes	17	17
Slovenia	Limited	None	None	Limited	Yes	Full	Yes	Full	Yes	Full	Yes	18	18
Solomon Islands	None	None	None	Limited	Yes	Not enforced	Yes	Not enforced	Yes	Not enforced	No		
South Africa	Limited	Limited	Limited	Limited	Yes	Limited	Don't know		Yes	Limited	Yes	18	18
Spain	Larger scale	None	None	Larger scale	Yes	Full	Yes	Full	Yes	Full	Yes	16	16
Sudan	None	Limited	Limited	Larger scale	No	Partial	Yes	Partial	No		No		
Swaziland	None	None	None	Limited	Yes	Full	Yes	Full	Yes	Full	Yes	18	18
Sweden	Larger scale	Limited	Limited	Larger scale	Yes	Full	Yes	Full	Yes	Full	Yes	18	18
Switzerland	Limited	None	None	Larger scale	Yes	Full	Yes	Full	Yes	Full	Yes	18	18
TFYR Macedonia	Limited	Limited	Limited	Limited	Yes	Limited	Yes	Full	Yes	Limited	Yes	16	16
Tajikistan	None	Limited	Limited	Limited	Yes	Partial	Yes	Full	No		Yes	18	18
Thailand	Larger scale	None	None	Larger scale	Yes	Full	Yes	Full	Yes	Partial	Yes	17	17
Trinidad and Tobago	Limited	Limited	Limited	Larger scale	Yes	Full	Yes	Full	Yes	Full	Yes	18	18
Tunisia	None	Limited	Limited	Limited	No		No		No		Yes	18	18
Turkey	None	Limited	Limited	Larger scale	Yes	Full	Yes	Full	Yes	Full	Yes	17	17
Tuvalu	None	Larger scale	Larger scale	Larger scale	Yes	Full	Yes	Full	Yes	Full	Yes	18	18
Uganda	None	None	None	Limited	No		No		No		Yes	18	18
United Arab Emirates	Don't know	None	None	Don't know	No		Don't know		Don't know		Yes	18	18
United Kingdom	Limited	None	None	Larger scale	Yes	Full	Yes	Full	Yes	Full	Yes	16	16
United Republic of Tanzania	Limited	Limited	Limited	Larger scale	Yes	Full	Yes	Full	Yes	Full	Yes	18	18
United States of America	Limited	None	None	Larger scale	Yes	Partial	Yes	Full	Yes	Partial	Yes	18	18
Uzbekistan	None	Limited	Limited	Limited	Yes	Limited	Yes	Partial	Subnational	Limited	Yes	18	18
Vanuatu	None	None	None	None	Yes	Limited	Yes	Limited	Yes	Limited	Yes	18	18
Viet Nam	Larger scale	Larger scale	Larger scale	Larger scale	Yes	Full	Yes	Full	No		Yes	18	18
West Bank and Gaza Strip	None	Limited	Limited	Larger scale							Yes	15	16
Yemen	None	Limited	Limited	Limited							No		
Zambia	Limited	Limited	Limited	Larger scale	Yes	Limited	Yes	Limited	Yes	Limited	Yes	21	21
Zimbabwe	None	None	None	Larger scale	Yes	Partial	Yes	Partial	Yes	Partial	Yes	18	18

Table A9: Sexual violence prevention programmes and laws

Country/area	PROGRAMMES TO PREVENT SEXUAL VIOLENCE			LAWS AGAINST SEXUAL VIOLENCE					
	School and college populations	Physical environment changes	Social and cultural norms change	Against rape		Against contact sexual violence without rape		Against non-contact sexual violence	
	Implementation	Existence	Enforcement	Existence	Enforcement	Existence	Enforcement	Existence	Enforcement
Afghanistan	Limited	Limited	None	Yes	Full	Don't know		Don't know	
Albania	None	Limited	Limited	Yes	Partial	Yes	Partial	Yes	Partial
Algeria	None	Larger scale	Larger scale	Yes	Full	Yes	Full	Yes	Full
Armenia	Limited	Limited	Larger scale	Yes	Partial	Yes	Limited	Yes	Limited
Australia	Larger scale	Limited	Larger scale	Subnational	Full	Subnational	Full	Yes	Full
Austria	Limited	Larger scale	Larger scale	Yes	Full	Yes	Full	Yes	Full
Azerbaijan	None	Larger scale	Larger scale	Yes	Full	Yes	Full	Yes	Full
Bahrain	Larger scale	Don't know	Larger scale	Yes	Full	Yes	Full	Yes	Full
Bangladesh	Limited	Limited	Limited	Yes	Limited	Yes	Limited	Yes	Limited
Belarus	Larger scale	Larger scale	Larger scale	Yes	Full	Yes	Full	Yes	Full
Belgium	Larger scale	Don't know	Larger scale	Yes	Full	Yes	Full	Yes	Full
Belize	Larger scale	None	Limited	Yes	Full	Yes	Full	Yes	Full
Benin	Larger scale	Limited	Limited	Yes	Partial	Yes	Partial	Yes	Limited
Bhutan	Limited	Limited	Limited	Yes	Full	Yes	Full	Yes	Full
Bolivia (Plurinational State of)	None	None	Limited	Yes	Limited	Yes	Limited	Yes	Limited
Botswana	Larger scale	Limited	Larger scale	Yes	Full	Yes	Partial	Subnational	Limited
Brazil	Larger scale	Limited	Larger scale	Yes	Partial	Yes	Partial	Yes	Partial
Brunei Darussalam	Limited	None	None	Yes	Full	Yes	Full	Yes	Full
Bulgaria	Limited	None	None	Yes	Full	Yes	Full	Yes	Don't know
Burkina Faso	Limited	Limited	None	Yes	Full	Yes	Full	No	
Burundi	Limited	None	Larger scale	Yes	Full	Yes	Full	Yes	Full
Cambodia	None	None	None	Yes	Partial	Yes	Partial	Yes	Partial
Cameroon	Larger scale	Larger scale	Larger scale	Yes	Full	No	Not enforced	No	Not enforced
Canada	Larger scale	Larger scale	Larger scale	Yes	Full	Yes	Full	Yes	Full
China	Larger scale	Larger scale	Larger scale	Yes	Full	Yes	Full	Yes	Full
Colombia	Larger scale	Limited	Larger scale	Yes	Partial	Yes	Partial	Yes	Limited
Cook Islands	None	None	Larger scale	Yes	Partial	Yes	Partial	Yes	Partial
Costa Rica	Larger scale	Limited	Limited	Yes	Partial	Yes	Partial	Yes	Partial
Croatia	Larger scale	Limited	Limited	Yes	Full	Yes	Partial	Yes	Partial
Cuba	Larger scale	Larger scale	Larger scale	Yes	Full	Yes	Full	Yes	Partial
Cyprus	Limited	Limited	Limited	Yes	Full	Yes	Full	Yes	Full
Czech Republic	Larger scale	Larger scale	Larger scale	Yes	Full	Yes	Full	Yes	Full

Country/area	PROGRAMMES TO PREVENT SEXUAL VIOLENCE			LAWS AGAINST SEXUAL VIOLENCE					
	School and college populations	Physical environment changes	Social and cultural norms change	Against rape		Against contact sexual violence without rape		Against non-contact sexual violence	
		Implementation		Existence	Enforcement	Existence	Enforcement	Existence	Enforcement
Dominica	Limited	Limited	Larger scale	Yes	Partial	Yes	Limited	Yes	Limited
Dominican Republic	Limited	Limited	Limited	Yes	Partial	Yes	Partial	Yes	Partial
Ecuador	Larger scale	Limited	Larger scale	Yes	Limited	Yes	Partial	Yes	Don't know
Egypt	None	Larger scale	Larger scale	Yes	Partial	Yes	Partial	Yes	Partial
El Salvador	Limited	Limited	Larger scale	Yes	Full	Yes	Full	Yes	Full
Estonia	None	None	Limited	Yes	Full	Yes	Full	Yes	Full
Fiji	Limited	Limited	Limited	Yes	Limited	Yes	Limited	Yes	Limited
Finland	Larger scale	None	Larger scale	Yes	Full	Yes	Full	Yes	Full
Gabon	None	None	None	Yes	Full	Yes	Full	No	Full
Georgia	None	Limited	Limited	Yes	Full	Yes	Limited	No	Full
Germany	Larger scale	Larger scale	Larger scale	Yes	Full	Yes	Full	Yes	Full
Ghana	Larger scale	Limited	Larger scale	Yes	Full	Yes	Full	Yes	Full
Guatemala	Limited	Limited	Larger scale	Yes	Partial	Yes	Partial	Yes	Limited
Guinea	Limited	None	None	Yes	Partial	Yes	Partial	Yes	Partial
Guyana	None	None	Limited	Yes	Partial	Yes	Partial	Yes	Partial
Honduras	None	Limited	Larger scale	Yes	Partial	Yes	Partial	Yes	Limited
Iceland	Limited	None	Limited	Yes	Full	Yes	Full	Yes	Full
India	Larger scale	Larger scale	Larger scale	Yes	Full	Yes	Full	Yes	Full
Indonesia	Limited	Limited	Limited	Yes	Partial	Yes	Partial	No	Full
Iran (Islamic Republic of)	Limited	Larger scale	Larger scale	Yes	Full	Yes	Full	Yes	Full
Iraq	Larger scale	Limited	Limited	Yes	Full	Yes	Full	Yes	Full
Israel	Larger scale	Larger scale	Larger scale	Yes	Full	Yes	Partial	Yes	Partial
Italy	Limited	Limited	Larger scale	Yes	Full	Yes	Full	Yes	Full
Jamaica	Limited	Limited	Limited	Yes	Partial	Yes	Limited	Yes	Limited
Japan	Don't know	Limited	Larger scale	Yes	Full	Yes	Full	Yes	Full
Jordan	Limited	None	Larger scale	Yes	Full	Yes	Full	Yes	Full
Kazakhstan	Larger scale	Larger scale	None	Don't know	Don't know	Don't know	Don't know	Don't know	Don't know
Kenya	Limited	Limited	Limited	Yes	Limited	Yes	Partial	Yes	Limited
Kiribati	None	Limited	Limited	Yes	Not enforced	Yes	Not enforced	Yes	Not enforced
Kuwait	None	Larger scale	Larger scale	Yes	Full	Yes	Full	No	Full
Kyrgyzstan	Limited	Limited	Limited	Yes	Full	Yes	Full	Yes	Full
Lao People's Democratic Republic	None	Limited	Limited	Yes	Partial	Yes	Partial	No	Full
Latvia	None	None	Limited	Yes	Full	Yes	Full	Yes	Limited
Liberia	Larger scale	None	Larger scale	Yes	Partial	Yes	Limited	Yes	Limited

Country/area	PROGRAMMES TO PREVENT SEXUAL VIOLENCE			LAWS AGAINST SEXUAL VIOLENCE					
	School and college populations	Physical environment changes	Social and cultural norms change	Against rape		Against contact sexual violence without rape		Against non-contact sexual violence	
		Implementation		Existence	Enforcement	Existence	Enforcement	Existence	Enforcement
Lithuania	Limited	Limited	None	Yes	Full	Yes	Full	Yes	Full
Madagascar	Limited	Limited	Limited	Yes	Partial	Yes	Partial	Yes	Limited
Malawi	Limited	Limited	Limited	Yes	Full	Yes	Full	Yes	Full
Malaysia	Larger scale	Larger scale	Larger scale	Yes	Full	Yes	Full	Yes	Full
Maldives	Larger scale	Limited	Larger scale	Yes	Full	Yes	Partial	Yes	Partial
Mauritania	None	None	None	No		No		No	
Mexico	Larger scale	Larger scale	Larger scale	Yes	Partial	Yes	Limited	Yes	Limited
Mongolia	None	None	None	Yes	Partial	Yes	Partial	No	
Montenegro	Larger scale	Limited	Larger scale	Yes	Full	Yes	Full	Yes	Full
Morocco	Larger scale	Larger scale	Larger scale	Yes	Full	Yes	Partial	Yes	Partial
Mozambique	Limited	None	Limited	Yes	Limited	Yes	Limited	Yes	Limited
Myanmar	Limited	Limited	Limited	Yes	Full	Yes	Full	Yes	Full
Nepal	Limited	None	Limited	Yes	Full	Yes	Full	Yes	Full
Netherlands	Larger scale	None	Larger scale	Yes	Full	Yes	Full	Yes	Full
New Zealand	Limited	Larger scale	Larger scale	Yes	Full	Yes	Full	Yes	Full
Nicaragua	Larger scale	Larger scale	Larger scale	Yes	Full	Yes	Full	Yes	Full
Niger	Limited	Limited	Larger scale	Yes	Full	Yes	Full	Yes	Full
Nigeria	Limited	Limited	Larger scale	Yes	Limited	No		No	
Norway	None	None	Limited	Yes	Full	Yes	Full	Yes	Full
Oman	Don't know	Larger scale	Limited	Yes	Partial	Yes	Partial	Yes	Partial
Panama	Limited	Limited	Larger scale	Yes	Limited	Yes	Limited	Yes	Limited
Papua New Guinea	Limited	Limited	Limited	Yes	Partial	Yes	Partial	Yes	Partial
Peru	Larger scale	None	Limited	Yes	Limited	Yes	Limited	Yes	Limited
Philippines	Limited	Larger scale	Larger scale	Yes	Full	Yes	Full	Yes	Full
Poland	Larger scale	None	Limited	Yes	Limited	Yes	Limited	Yes	Limited
Portugal	Limited	Limited	Limited	Yes	Full	Yes	Full	Yes	Full
Qatar	Larger scale	Larger scale	Larger scale	Yes	Full	Yes	Full	Yes	Full
Republic of Moldova	None	Limited	Limited	Yes	Partial	Yes	Partial	Yes	Partial
Romania	Larger scale	Limited	Larger scale	Yes	Full	Yes	Full	Yes	Full
Russian Federation	None	Limited	Limited	Yes	Full	Yes	Full	Yes	Full
Rwanda	Larger scale	Larger scale	Larger scale	Yes	Full	Yes	Full	Yes	Full
Samoa	Limited	Larger scale	Larger scale	Yes	Full	Yes	Full	Yes	Full
San Marino	Limited	Limited	Limited	Yes	Full	Yes	Full	Yes	Full
Sao Tome and Principe	Larger scale	Limited	Larger scale	Yes	Full	Yes	Full	Yes	Full
Saudi Arabia	Larger scale	Limited	Limited	Yes	Full	Yes	Partial	Yes	Partial

Country/area	PROGRAMMES TO PREVENT SEXUAL VIOLENCE			LAWS AGAINST SEXUAL VIOLENCE					
	School and college populations	Physical environment changes	Social and cultural norms change	Against rape		Against contact sexual violence without rape		Against non-contact sexual violence	
		Implementation		Existence	Enforcement	Existence	Enforcement	Existence	Enforcement
Senegal	Limited	None	Larger scale	Yes	Full	Yes	Full	Yes	Full
Serbia	Limited	None	Limited	Yes	Full	Yes	Full	Yes	Full
Seychelles	Larger scale	Larger scale	Limited	Yes	Partial	Yes	Full	Yes	Full
Singapore	Larger scale	Larger scale	None	Yes	Full	Yes	Full	Yes	Full
Slovakia	Larger scale	Larger scale	Limited	Yes	Full	Yes	Full	Yes	Full
Slovenia	Limited	Limited	Limited	Yes	Full	Yes	Full	Yes	Full
Solomon Islands	Limited	None	Limited	Yes	Limited	Yes	Limited	No	Limited
South Africa	Limited	Limited	Limited	Yes	Partial	Yes	Limited	Yes	Limited
Spain	Larger scale	Larger scale	Larger scale	Yes	Full	Yes	Full	Yes	Full
Sudan	Larger scale	Larger scale	Larger scale	Yes	Full	Yes	Full	Yes	Full
Swaziland	Limited	Limited	Larger scale	Yes	Partial	Yes	Limited	No	Limited
Sweden	Larger scale	Larger scale	Larger scale	Yes	Full	Yes	Full	Yes	Full
Switzerland	Limited	Larger scale	Limited	Yes	Full	Yes	Full	Yes	Full
TFYR Macedonia	Limited	Limited	Limited	Yes	Limited	Yes	Partial	Yes	Limited
Tajikistan	Limited	Limited	Limited	Yes	Full	Yes	Full	Yes	Full
Thailand	Limited	Larger scale	Larger scale	Yes	Full	Yes	Full	Yes	Full
Trinidad and Tobago	Limited	Limited	Limited	Yes	Full	Yes	Full	Yes	Full
Tunisia	Limited	Larger scale	Limited	Yes	Full	Yes	Full	Yes	Full
Turkey	None	None	Larger scale	Yes	Full	Yes	Full	Yes	Full
Tuvalu	Larger scale	Larger scale	Larger scale	Yes	Full	Yes	Full	Yes	Full
Uganda	Limited	Limited	Limited	Yes	Partial	No	Limited	Yes	Limited
United Arab Emirates	Limited	Limited	Limited	Yes	Full	Yes	Full	Yes	Full
United Kingdom	Larger scale	Larger scale	Larger scale	Yes	Full	Yes	Full	Yes	Full
United Republic of Tanzania	Limited	Limited	Larger scale	Yes	Full	Yes	Limited	Yes	Not enforced
United States of America	Larger scale	Larger scale	Larger scale	Yes	Partial	Yes	Partial	Yes	Partial
Uzbekistan	None	None	None	Yes	Full	Yes	Full	Yes	Partial
Vanuatu	None	None	None	Yes	Limited	No	Limited	No	Limited
Viet Nam	Limited	Larger scale	Larger scale	Yes	Full	Yes	Full	Yes	Full
West Bank and Gaza Strip	Limited	None	Limited	Yes	Full	Yes	Full	Yes	Full
Yemen	Limited	None	Larger scale	Yes	Full	Yes	Full	Yes	Full
Zambia	Limited	Limited	Larger scale	Yes	Partial	Yes	Limited	Yes	Limited
Zimbabwe	Limited	Limited	Larger scale	Yes	Partial	Yes	Partial	Yes	Partial

Table A10: Elder abuse prevention programmes and laws

Country/area	PROGRAMMES TO PREVENT ELDER ABUSE				LAWS AGAINST ELDER ABUSE		
	Professional awareness campaigns	Implementation		Residential care policies	Against elder abuse		Against elder abuse in institutions
		Public information campaigns	Caregiver support		Existence	Enforcement	
Afghanistan	Larger scale	None	Don't know	Don't know	No	No	No
Albania	Larger scale	Larger scale	Larger scale	Larger scale	Yes	Partial	Limited
Algeria	Larger scale	Larger scale	Larger scale	Larger scale	Yes	Full	Full
Armenia	Larger scale	None	Larger scale	None	No	No	No
Australia	Larger scale	Larger scale	Larger scale	Larger scale	Yes	Full	Full
Austria	Larger scale	Larger scale	Limited	Limited	No	Not enforced	Full
Azerbaijan	None	None	None	None	No	No	No
Bahrain	Larger scale	Larger scale	Larger scale	Larger scale	Yes	Full	Full
Bangladesh	Limited	Limited	Limited	Don't know	No	Not enforced	Not enforced
Belarus	Larger scale	Larger scale	Larger scale	Larger scale	Yes	Full	Full
Belgium	Larger scale	Limited	Limited	Larger scale	Yes	Full	Don't know
Belize	Limited	Limited	Limited	Limited	No	No	No
Benin	None	None	None	None	No	No	No
Bhutan	None	None	None	None	No	No	No
Bolivia (Plurinational State of)	Larger scale	Limited	None	None	Yes	Limited	Limited
Botswana	Limited	Limited	Limited	None	Yes	Limited	No
Brazil	Limited	Larger scale	Larger scale	Larger scale	Yes	Full	Full
Brunei Darussalam	None	None	None	None	Yes	Limited	No
Bulgaria	Limited	Limited	Larger scale	Limited	Yes	Full	No
Burkina Faso	Larger scale	Larger scale	None	None	No	No	No
Burundi	None	None	None	None	No	No	No
Cambodia	None	None	None	None	No	No	No
Cameroon	Limited	Larger scale	None	Limited	No	No	No
Canada	Larger scale	Larger scale	Larger scale	Larger scale	Yes	Partial	Full
China	Larger scale	Larger scale	Larger scale	Larger scale	Yes	Full	Full
Colombia	Limited	Limited	Limited	Limited	Yes	Partial	Partial
Cook Islands	None	None	Larger scale	None	No	No	No
Costa Rica	Limited	Larger scale	Larger scale	Limited	Yes	Limited	Limited
Croatia	Limited	Limited	Limited	Limited	Yes	Partial	Partial
Cuba	Larger scale	Larger scale	Larger scale	Larger scale	Yes	Full	Full
Cyprus	Limited	Limited	Limited	Limited	Yes	Full	Full
Czech Republic	Larger scale	Larger scale	Larger scale	Limited	Yes	Partial	Partial
Dominica	None	Limited	Larger scale	Limited	No	No	No

Country/area	PROGRAMMES TO PREVENT ELDER ABUSE				LAWS AGAINST ELDER ABUSE			
	Professional awareness campaigns	Public information campaigns		Residential care policies	Against elder abuse		Against elder abuse in institutions	
		Implementation	Caregiver support		Existence	Enforcement		Existence
Dominican Republic	None	Limited	Larger scale	Larger scale	Yes	Limited	Yes	Limited
Ecuador	Limited	None	None	Larger scale	Yes	Limited	Yes	Partial
Egypt	None	Limited	Limited	Larger scale	Yes	Partial	Yes	Partial
El Salvador	Limited	None	None	None	Yes	Partial	Yes	Limited
Estonia	None	None	Limited	Don't know	No		No	
Fiji	Limited	Limited	Limited	None	No	Not enforced	No	Not enforced
Finland	None	Larger scale	Larger scale	Larger scale	Yes	Full	Yes	Full
Gabon	Limited	None	None	None	No		No	
Georgia	Larger scale	Larger scale	None	None	Yes	Partial	No	
Germany	Larger scale	Limited	Larger scale	Larger scale	Yes	Full	Yes	Full
Ghana	Limited	Limited	Limited	None	Yes	Limited	No	
Guatemala	None	None	None	None	Yes	Partial	Yes	Partial
Guinea	Limited	None	None	None	No		No	
Guyana	None	None	None	None	No		No	
Honduras	Larger scale	None	None	None	Yes	Partial	No	
Iceland	Don't know	Limited	Limited	Limited	Yes		Yes	
India	None	Limited	Larger scale	Limited	Yes	Limited	No	
Indonesia	Limited	Limited	Limited	Larger scale	Yes	Partial	No	
Iran (Islamic Republic of)	Limited	Limited	Limited	Limited	Yes	Limited	Yes	Limited
Iraq	Larger scale	None	Larger scale	Larger scale	Yes	Full	Yes	Full
Israel	Larger scale	Limited	Larger scale	Larger scale	Yes	Limited	Yes	Limited
Italy	Limited	None	Limited	Limited	Yes	Full	Yes	Partial
Jamaica	Limited	Limited	Limited	Larger scale	No		No	
Japan	Larger scale	Limited	Larger scale	Larger scale	Yes	Partial	Yes	Partial
Jordan	Limited	Limited	Larger scale	Larger scale	No		Yes	Partial
Kazakhstan	Don't know	Don't know	Don't know	Don't know	Don't know		Don't know	
Kenya	Limited	Limited	Limited	None	No		No	
Kiribati	None	None	Limited	None	No		No	
Kuwait	Larger scale	Larger scale	Larger scale	Larger scale	Yes	Full	Yes	Full
Kyrgyzstan	Limited	Limited	Limited	Limited	Subnational	Partial	Subnational	Partial
Lao People's Democratic Republic	None	None	None	None	No		No	
Latvia	None	None	None	None	No		No	
Liberia	None	None	Limited	None	No		No	
Lithuania	None	None	Larger scale	Larger scale	Yes	Limited	Yes	Full
Madagascar	None	Limited	None	None	No		No	

Country/area	PROGRAMMES TO PREVENT ELDER ABUSE				LAWS AGAINST ELDER ABUSE		
	Professional awareness campaigns	Public information campaigns	Caregiver support	Residential care policies	Against elder abuse		
					Existence	Enforcement	Enforcement
	Implementation	Existence	Enforcement	Existence	Enforcement	Enforcement	
Malawi	Limited	Limited	Limited	None	Yes	Full	No
Malaysia	Larger scale	Larger scale	Larger scale	Larger scale	Yes	Full	Full
Maldives	Limited	Limited	None	Limited	Yes	Partial	No
Mauritania	None	None	None	None	No	Limited	Limited
Mexico	Larger scale	Limited	Limited	Larger scale	Yes	Full	Full
Mongolia	None	None	None	None	No	Full	Full
Montenegro	Limited	Limited	Larger scale	Limited	Yes	Full	Full
Morocco	None	None	Larger scale	Larger scale	Yes	Full	Full
Mozambique	Limited	Limited	None	None	Yes	Limited	Partial
Myanmar	Limited	Limited	Limited	Limited	No	Partial	No
Nepal	Limited	None	None	None	Yes	Partial	No
Netherlands	Larger scale	Larger scale	Larger scale	Don't know	Yes	Partial	No
New Zealand	None	Larger scale	Larger scale	Larger scale	Yes	Full	Full
Nicaragua	Limited	Limited	None	Larger scale	Yes	Full	Full
Niger	None	None	Larger scale	Limited	Yes	Full	No
Nigeria	Limited	Limited	None	None	No	No	No
Norway	Limited	Limited	Limited	Limited	No	No	No
Oman	Larger scale	Larger scale	Larger scale	Larger scale	Yes	Partial	No
Panama	Limited	None	Larger scale	Larger scale	Yes	Full	Full
Papua New Guinea	None	None	None	None	No	No	No
Peru	Limited	Limited	Limited	Larger scale	Yes	Limited	Limited
Philippines	None	Don't know	Limited	Limited	Yes	Full	No
Poland	None	Limited	None	None	No	No	No
Portugal	Larger scale	Limited	Larger scale	Larger scale	Yes	Full	Full
Qatar	Larger scale	Larger scale	Larger scale	Larger scale	Yes	Full	No
Republic of Moldova	Limited	Limited	None	Larger scale	Yes	Partial	Partial
Romania	None	None	Larger scale	Larger scale	Yes	Full	Full
Russian Federation	Limited	Limited	Larger scale	Limited	No	No	No
Rwanda	Larger scale	Larger scale	Larger scale	Larger scale	Yes	Full	Full
Samoa	None	None	None	None	No	No	No
San Marino	None	None	Larger scale	Larger scale	Yes	Full	Full
Sao Tome and Principe	Limited	Limited	None	Limited	Yes	Full	No
Saudi Arabia	Limited	Limited	Larger scale	Larger scale	Yes	Full	Full
Senegal	None	None	None	None	No	No	No
Serbia	Limited	Limited	Limited	Larger scale	No	No	No

Country/area	PROGRAMMES TO PREVENT ELDER ABUSE				LAWS AGAINST ELDER ABUSE			
	Professional awareness campaigns	Public information campaigns	Implementation		Against elder abuse		Against elder abuse in institutions	
			Caregiver support	Residential care policies	Existence	Enforcement		Existence
Seychelles	None	Limited	Larger scale	Limited	Yes	Partial	No	No
Singapore	None	Larger scale	Limited	Limited	Yes	Full	No	No
Slovakia	Larger scale	Limited	Limited	Limited	No		Don't know	
Slovenia	Limited	Limited	Larger scale	Limited	Yes	Full	No	No
Solomon Islands	None	None	None	None	No		No	No
South Africa	Limited	Limited	Limited	Limited	Yes	Don't know	Yes	Don't know
Spain	Larger scale	Larger scale	Larger scale	Larger scale	Subnational	Don't know	No	No
Sudan	None	None	None	None	No		No	No
Swaziland	Limited	Limited	None	None	No		No	No
Sweden	Larger scale	Limited	Larger scale	Larger scale	No		No	No
Switzerland	Limited	None	Limited	Limited	Yes	Partial	Subnational	Partial
TFYR Macedonia	Limited	Limited	None	None	Yes	Full	No	No
Tajikistan	Limited	Larger scale	Larger scale	Larger scale	Yes	Full	Yes	Full
Thailand	Limited	None	Larger scale	Limited	Yes	Full	Yes	Partial
Trinidad and Tobago	Limited	Limited	Larger scale	Limited	No		Don't know	
Tunisia	Larger scale	Larger scale	Larger scale	Larger scale	Yes	Full	Yes	Full
Turkey	None	Larger scale	Larger scale	Larger scale	Yes	Full	Yes	Full
Tuvalu	Larger scale	Larger scale	Limited	Limited	Yes	Full	No	No
Uganda	Limited	Limited	Limited	Larger scale	Yes	Partial	No	No
United Arab Emirates	Don't know	Don't know	Don't know	Don't know	Subnational	Full	Subnational	Full
United Kingdom	Larger scale	Larger scale	Larger scale	Larger scale	Subnational	Full	Subnational	Full
United Republic of Tanzania	Limited	Limited	None	Limited	No		No	No
United States of America	Limited	Limited	Larger scale	Larger scale	Yes	Partial	Subnational	Partial
Uzbekistan	None	Limited	None	Limited	Yes	Full	Subnational	Limited
Vanuatu	None	None	None	None	No		No	No
Viet Nam	Limited	Limited	Larger scale	Larger scale	Yes	Full	Yes	Partial
West Bank and Gaza Strip	Limited	None	Limited	Limited	No		No	No
Yemen	None	None	None	None	No		No	No
Zambia	Limited	Limited	Limited	Limited	Yes	Limited	Yes	Limited
Zimbabwe	None	None	Limited	None	No		No	No

Table A11: Health and social services for victims of violence and victim support laws

Country/area	HEALTH AND SOCIAL SERVICES						
	Prenatal screening for child maltreatment and intimate partner violence risk	Identification and referral for victims of child maltreatment by health care providers	Identification and referral for victims of intimate partner and sexual violence by health care providers	Medico-legal services for sexual violence	Child protection services	Adult protective services	Mental health services
	Implementation						
Afghanistan	Larger scale	None	Larger scale	Larger scale	Larger scale	Don't know	Larger scale
Albania	Larger scale	Larger scale	Larger scale	Larger scale	Larger scale	Larger scale	None
Algeria	None	Larger scale	Larger scale	Larger scale	Larger scale	Larger scale	Larger scale
Armenia	Limited	Larger scale	None	Limited	Larger scale	Limited	Limited
Australia	Larger scale	Larger scale	Larger scale	Larger scale	Larger scale	Larger scale	Larger scale
Austria	Larger scale	Larger scale	Limited	Limited	Larger scale	Larger scale	Larger scale
Azerbaijan	Limited	None	None	Larger scale	Limited	None	Larger scale
Bahrain	None	Larger scale	Larger scale	Larger scale	Larger scale	Larger scale	Larger scale
Bangladesh	None	Limited	Limited	Limited	Limited	None	None
Belarus	Larger scale	Larger scale	Limited	Limited	Larger scale	Larger scale	Larger scale
Belgium	Larger scale	Larger scale	Limited	Larger scale	Larger scale	Limited	Limited
Belize	None	Limited	Larger scale	Larger scale	Limited	Limited	Limited
Benin	Limited	Limited	Limited	Limited	Larger scale	None	Limited
Bhutan	None	Larger scale	Larger scale	Larger scale	Larger scale	None	Larger scale
Bolivia (Plurinational State of)	Limited	Don't know	Limited	Limited	Limited	None	Limited
Botswana	None	Limited	Larger scale	Larger scale	Limited	Limited	Limited
Brazil	Larger scale	Larger scale	Larger scale	Larger scale	Larger scale	Larger scale	Larger scale
Brunei Darussalam	Limited	Larger scale	Limited	Larger scale	Limited	None	Limited
Bulgaria	Limited	Limited	Limited	Limited	Larger scale	Limited	Larger scale
Burkina Faso	Limited	Limited	Limited	Limited	Limited	Limited	Limited
Burundi	None	None	Limited	Limited	Limited	None	Limited
Cambodia	Limited	Larger scale	None	Limited	Limited	Limited	Limited
Cameroon	None	Don't know	None	Limited	Limited	Don't know	Limited
Canada	Larger scale	Larger scale	Larger scale	Larger scale	Larger scale	Larger scale	Larger scale
China	Limited	Limited	Limited	Limited	Limited	Don't know	Limited
Colombia	Larger scale	Larger scale	Larger scale	Larger scale	Larger scale	None	Larger scale
Cook Islands	Larger scale	Limited	Larger scale	Larger scale	Larger scale	Limited	Larger scale
Costa Rica	Larger scale	Limited	Limited	Larger scale	Larger scale	None	Larger scale
Croatia	Limited	Larger scale	Larger scale	Larger scale	Larger scale	Larger scale	Larger scale
Cuba	Larger scale	Larger scale	Limited	Larger scale	Larger scale	Larger scale	Larger scale
Cyprus	Limited	Larger scale	Larger scale	Larger scale	Larger scale	Larger scale	Larger scale
Czech Republic	None	Larger scale	Larger scale	Larger scale	Larger scale	Larger scale	Larger scale
Dominica	Larger scale	Larger scale	Larger scale	Larger scale	Larger scale	Larger scale	Larger scale
Dominican Republic	Limited	Limited	Limited	Limited	Limited	Larger scale	Limited
Ecuador	Larger scale	None	None	Larger scale	Larger scale	None	Larger scale
Egypt	Limited	None	Larger scale	Larger scale	Larger scale	Don't know	None
El Salvador	Larger scale	Larger scale	Larger scale	Larger scale	Larger scale	Larger scale	Larger scale
Estonia	Limited	Limited	Limited	Larger scale	Larger scale	None	Larger scale
Fiji	Limited	Limited	Limited	Limited	Limited	Limited	Limited
Finland	Larger scale	Larger scale	Limited	Larger scale	Larger scale	Larger scale	Larger scale
Gabon	Limited	Larger scale	Larger scale	Limited	Limited	None	None
Georgia	None	Larger scale	None	Limited	Larger scale	None	None
Germany	Larger scale	Larger scale	Larger scale	Larger scale	Larger scale	Larger scale	Larger scale
Ghana	Limited	Larger scale	Limited	Larger scale	Larger scale	Limited	Limited
Guatemala	Larger scale	Larger scale	Larger scale	Larger scale	Larger scale	None	Limited
Guinea	None	None	Larger scale	Larger scale	Larger scale	None	None
Guyana	None	Limited	Limited	None	Limited	None	Limited
Honduras	Limited	Larger scale	Larger scale	Larger scale	Larger scale	None	Larger scale

Country/area	HEALTH AND SOCIAL SERVICES						
	Prenatal screening for child maltreatment and intimate partner violence risk	Identification and referral for victims of child maltreatment by health care providers	Identification and referral for victims of intimate partner and sexual violence by health care providers	Medico-legal services for sexual violence	Child protection services	Adult protective services	Mental health services
Implementation							
Iceland	Larger scale	Larger scale	Larger scale	Larger scale	Larger scale	None	Larger scale
India	None	Larger scale	Larger scale	Larger scale	Larger scale	Limited	Larger scale
Indonesia	Larger scale	Larger scale	Larger scale	Larger scale	Larger scale	Larger scale	Larger scale
Iran (Islamic Republic of)	None	Limited	Larger scale	Larger scale	Larger scale	Limited	Limited
Iraq	Larger scale	Larger scale	Larger scale	Larger scale	Larger scale	Larger scale	Larger scale
Israel	Larger scale	Larger scale	Larger scale	Larger scale	Larger scale	Larger scale	Limited
Italy	None	Limited	Limited	Limited	Larger scale	None	Larger scale
Jamaica	Limited	Larger scale	Limited	Larger scale	Larger scale	None	Larger scale
Japan	Larger scale	Larger scale	Larger scale	Larger scale	Larger scale	Larger scale	Larger scale
Jordan	None	Larger scale	Larger scale	Larger scale	Larger scale	None	Limited
Kazakhstan	Larger scale	Larger scale	Larger scale	Larger scale	Larger scale	Don't know	Larger scale
Kenya	Limited	Larger scale	Limited	Larger scale	Limited	None	Limited
Kiribati	Limited	None	None	None	Limited	None	None
Kuwait	Larger scale	None	None	None	None	None	Larger scale
Kyrgyzstan	Limited	Limited	Limited	Larger scale	Limited	Limited	Limited
Lao People's Democratic Republic	None	None	None	None	Limited	None	Limited
Latvia	None	None	Limited	Limited	Limited	None	Limited
Liberia	None	None	Limited	Limited	Larger scale	None	Limited
Lithuania	None	Larger scale	None	Limited	Larger scale	None	Limited
Madagascar	Limited	Limited	Limited	Larger scale	Larger scale	Limited	Limited
Malawi	Larger scale	Larger scale	Larger scale	Larger scale	Limited	Limited	Larger scale
Malaysia	Limited	Larger scale	Larger scale	Larger scale	Larger scale	Larger scale	Limited
Maldives	None	Limited	Limited	Larger scale	Larger scale	Limited	Limited
Mauritania	None	None	None	None	None	None	None
Mexico	Larger scale	Larger scale	Larger scale	Larger scale	Larger scale	Larger scale	Larger scale
Mongolia	Limited	Limited	Larger scale	Limited	Limited	Limited	Limited
Montenegro	Larger scale	Larger scale	Larger scale	Larger scale	Larger scale	Larger scale	Larger scale
Morocco	Larger scale	Larger scale	Larger scale	Larger scale	Larger scale	Larger scale	Larger scale
Mozambique	Limited	Limited	Limited	Limited	Limited	None	Limited
Myanmar	None	Limited	Limited	Limited	Larger scale	Limited	Limited
Nepal	None	None	Limited	Limited	None	None	Limited
Netherlands	Larger scale	Larger scale	Larger scale	Larger scale	Larger scale	Limited	Larger scale
New Zealand	Larger scale	Larger scale	Larger scale	Larger scale	Larger scale	Larger scale	Larger scale
Nicaragua	Larger scale	Larger scale	Larger scale	Larger scale	Larger scale	None	Larger scale
Niger	Larger scale	Larger scale	Larger scale	Larger scale	Larger scale	None	Limited
Nigeria	None	Limited	Limited	Limited	Limited	None	Limited
Norway	Limited	Limited	Larger scale	Larger scale	Larger scale	None	Limited
Oman	None	Larger scale	Don't know	Don't know	Limited	Don't know	Don't know
Panama	Larger scale	Larger scale	Limited	Larger scale	Larger scale	Larger scale	Limited
Papua New Guinea	Limited	Larger scale	Larger scale	Larger scale	Larger scale	Limited	Larger scale
Peru	Larger scale	Larger scale	Limited	Larger scale	Larger scale	Larger scale	Larger scale
Philippines	None	Larger scale	Larger scale	Larger scale	Limited	None	
Poland	None	Limited	Limited	Limited	Larger scale	None	Larger scale
Portugal	Larger scale	Larger scale	Larger scale	Larger scale	Larger scale	None	Limited
Qatar	Larger scale	Larger scale	Larger scale	Larger scale	Larger scale	Larger scale	Larger scale
Republic of Moldova	Larger scale	Larger scale	Larger scale	Larger scale	Larger scale	Larger scale	None
Romania	Larger scale	Larger scale	Larger scale	Larger scale	Larger scale	Larger scale	Limited
Russian Federation	None	Limited	None	Limited	Limited	None	Larger scale
Rwanda	Larger scale	Larger scale	Larger scale	Larger scale	Larger scale	Larger scale	Larger scale

Country/area	HEALTH AND SOCIAL SERVICES						
	Prenatal screening for child maltreatment and intimate partner violence risk	Identification and referral for victims of child maltreatment by health care providers	Identification and referral for victims of intimate partner and sexual violence by health care providers	Medico-legal services for sexual violence	Child protection services	Adult protective services	Mental health services
	Implementation						
Samoa	Larger scale	Larger scale	Larger scale	Larger scale	Larger scale	None	Limited
San Marino	Larger scale	Larger scale	Larger scale	Larger scale	Larger scale	Limited	Larger scale
Sao Tome and Principe	Larger scale	None	None	None	Larger scale	None	None
Saudi Arabia	Limited	Larger scale	Larger scale	Larger scale	Larger scale	Larger scale	Larger scale
Senegal	None	Limited	Limited	Limited	Limited	None	Limited
Serbia	Limited	Larger scale	Larger scale	Larger scale	Larger scale	Larger scale	Larger scale
Seychelles	None	Limited	None	Limited	Larger scale	Larger scale	Limited
Singapore	Limited	Larger scale	Larger scale	Limited	Limited	Larger scale	Limited
Slovakia	Larger scale	Larger scale	Larger scale	Limited	Larger scale	Limited	Larger scale
Slovenia	Limited	Larger scale	Limited	Larger scale	Larger scale	Larger scale	Larger scale
Solomon Islands	Limited	Limited	Limited	Limited	Limited	None	Limited
South Africa	Limited	Limited	Limited	Larger scale	Limited	Limited	Limited
Spain	Larger scale	Larger scale	Larger scale	Larger scale	Larger scale	Limited	Larger scale
Sudan	None	Limited	Limited	Limited	Larger scale	None	Larger scale
Swaziland	None	Limited	Limited	Larger scale	Limited	None	Limited
Sweden	Larger scale	Larger scale	Larger scale	Larger scale	Larger scale	Larger scale	Larger scale
Switzerland	Limited	Limited	Limited	Larger scale	Larger scale	None	Limited
TFYR Macedonia	Limited	Limited	Larger scale	Larger scale	Larger scale	Limited	Larger scale
Tajikistan	Limited	Limited	Larger scale	Larger scale	Larger scale	Limited	Larger scale
Thailand	Larger scale	Larger scale	Larger scale	Larger scale	Larger scale	Larger scale	Larger scale
Trinidad and Tobago	Larger scale	Larger scale	Larger scale	Larger scale	Larger scale	Limited	Larger scale
Tunisia	None	Larger scale	Larger scale	Larger scale	Larger scale	Larger scale	Limited
Turkey	Larger scale	Larger scale	Larger scale	Larger scale	Larger scale	Larger scale	Larger scale
Tuvalu	Limited	Larger scale	Larger scale	Larger scale	Larger scale	None	Don't know
Uganda	Limited	Larger scale	Larger scale	Limited	Limited	None	Limited
United Arab Emirates	Larger scale	Larger scale	Larger scale	Larger scale	Larger scale	Limited	Larger scale
United Kingdom	Larger scale	Larger scale	Larger scale	Larger scale	Larger scale	Larger scale	Larger scale
United Republic of Tanzania	Limited	Limited	Limited	Limited	Limited	Limited	Limited
United States of America	Don't know	Larger scale	Limited	Larger scale	Larger scale	Larger scale	Larger scale
Uzbekistan	None	None	None	None	None	None	Limited
Vanuatu	None	None	None	None	None	None	None
Viet Nam	Larger scale	Larger scale	Larger scale	Larger scale	Larger scale	Larger scale	Limited
West Bank and Gaza Strip	None	Limited	None	Larger scale	Larger scale	Limited	Limited
Yemen	None	None	None	Larger scale	Limited	None	None
Zambia	Limited	Larger scale	Larger scale	Larger scale	Larger scale	Limited	Larger scale
Zimbabwe	None	Larger scale	Larger scale	Larger scale	Limited	Larger scale	Limited

Country/area	VICTIM SUPPORT LAWS			
	Providing for victim compensation	Providing for victim compensation	Providing for victim representation	Providing for victim representation
	Existence	Enforcement	Existence	Enforcement
Afghanistan	Yes	Partial	Yes	Partial
Albania	No		Yes	Limited
Algeria	No		Yes	Full
Armenia	No		No	
Australia	Subnational	Partial	Subnational	Full
Austria	Yes	Full	Yes	Full
Azerbaijan	Yes	Not enforced	Yes	Full
Bahrain	Yes	Full	Yes	Full
Bangladesh	No		Yes	Full
Belarus	No		Yes	Full
Belgium	Yes	Full	Yes	Full
Belize	No		Subnational	Limited
Benin	No		Yes	Full
Bhutan	Yes	Full	Yes	Full
Bolivia (Plurinational State of)	No		Yes	Partial
Botswana	No		Yes	Full
Brazil	Yes	Full	Yes	Full
Brunei Darussalam	No		No	
Bulgaria	Yes	Limited	Yes	Limited
Burkina Faso	Yes	Limited	No	
Burundi	No		Yes	Full
Cambodia	No		Yes	Partial
Cameroon	No		Yes	Full
Canada	Yes	Partial	Yes	Partial
China	Yes	Full	Yes	Full
Colombia	Yes	Partial	Yes	Full
Cook Islands	No		No	
Costa Rica	No		Yes	Partial
Croatia	Yes	Full	Yes	Full
Cuba	Yes	Full	Yes	Full
Cyprus	No		Yes	Full
Czech Republic	Yes	Full	Yes	Full
Dominica	No		No	
Dominican Republic	No		Yes	Limited
Ecuador	Yes	Partial	Yes	Full
Egypt	Yes	Partial	Yes	Partial
El Salvador	No		Yes	Full
Estonia	Yes	Full	Yes	Full
Fiji	No		Yes	Partial
Finland	Yes	Full	Yes	Full
Gabon	No		Yes	Full
Georgia	No		Yes	Partial
Germany	Yes	Full	Yes	Full
Ghana	No		Yes	Full
Guatemala	No		Yes	Limited
Guinea	No		Yes	Full
Guyana	No		No	
Honduras	No		Yes	Limited
Iceland	Yes	Full	Yes	Limited
India	Yes	Full	Yes	Full
Indonesia	Yes	Limited	Yes	Partial
Iran (Islamic Republic of)	Yes	Full	Yes	Full
Iraq	Yes	Full	Yes	Full

Country/area	VICTIM SUPPORT LAWS			
	Providing for victim compensation	Providing for victim compensation	Providing for victim representation	Providing for victim representation
	Existence	Enforcement	Existence	Enforcement
Israel	No		No	
Italy	Yes	Limited	Yes	Limited
Jamaica	Yes	Limited	Yes	Partial
Japan	Yes	Full	Yes	Full
Jordan	No		Subnational	Limited
Kazakhstan	Don't know		Don't know	
Kenya	Yes	Limited	Yes	Limited
Kiribati	No		Yes	Full
Kuwait	No		No	
Kyrgyzstan	No		Yes	
Lao People's Democratic Republic	No		Yes	Partial
Latvia	Yes	Partial	Yes	Full
Liberia	No		Yes	Partial
Lithuania	Yes	Full	Yes	Full
Madagascar	No		Yes	Limited
Malawi	Yes	Partial	Yes	Full
Malaysia	No		Yes	Full
Maldives	Yes	Limited	Yes	Partial
Mauritania	No		Yes	Full
Mexico	Yes	Partial	Yes	Partial
Mongolia	Yes	Limited	Yes	Limited
Montenegro	Yes	Full	Yes	Full
Morocco	No		Yes	Full
Mozambique	No		Yes	Full
Myanmar	Subnational	Limited	Yes	Limited
Nepal	Yes	Partial	Yes	Partial
Netherlands	Yes	Full	Yes	Full
New Zealand	Yes	Full	No	
Nicaragua	Yes	Full	Yes	Full
Niger	Yes	Full	Yes	Full
Nigeria	No		Yes	Partial
Norway	Yes	Partial	Yes	Partial
Oman	Don't know		Yes	Partial
Panama	No		Yes	Partial
Papua New Guinea	No		Yes	Partial
Peru	No		Yes	Limited
Philippines	Yes	Partial	Yes	Partial
Poland	Yes	Don't know	Yes	Full
Portugal	Yes	Full	Yes	Full
Qatar	Yes	Full	Yes	Full
Republic of Moldova	No		Yes	Partial
Romania	Yes	Full	Yes	Full
Russian Federation	Subnational	Limited	Yes	Full
Rwanda	Yes	Full	Yes	Full
Samoa	No		Yes	Full
San Marino	Yes	Full	Yes	Full
Sao Tome and Principe	Yes	Not enforced	Yes	Full
Saudi Arabia	Yes	Full	Don't know	
Senegal	No		Yes	Limited
Serbia	No		Yes	Full
Seychelles	No		Yes	Full
Singapore	No		Yes	Full
Slovakia	Yes	Full	Yes	Full

Country/area	VICTIM SUPPORT LAWS			
	Providing for victim compensation	Providing for victim compensation	Providing for victim representation	Providing for victim representation
	Existence	Enforcement	Existence	Enforcement
Slovenia	Yes	Full	Yes	Full
Solomon Islands	No		Yes	Limited
South Africa	No		No	
Spain	Yes	Full	Yes	Full
Sudan	Yes	Partial	Yes	Full
Swaziland	No		Yes	Full
Sweden	Yes	Full	Yes	Full
Switzerland	Yes	Full	Yes	Full
TFYR Macedonia	Yes	Partial	Yes	Not enforced
Tajikistan	Yes	Full	Yes	Full
Thailand	Yes	Full	Yes	Full
Trinidad and Tobago	Yes	Limited	Yes	Partial
Tunisia	No		Yes	Full
Turkey	Yes	Full	Yes	Full
Tuvalu	Yes	Full	Yes	Full
Uganda	Yes	Partial	Yes	Limited
United Arab Emirates	No		No	
United Kingdom	Yes	Full	No	Not enforced
United Republic of Tanzania	No		Yes	Limited
United States of America	Yes	Full	No	
Uzbekistan	No		Yes	Partial
Vanuatu	Yes	Limited	Yes	Limited
Viet Nam	Yes	Full	Yes	Full
West Bank and Gaza Strip	Subnational	Limited	Yes	Full
Yemen	No		No	
Zambia	Yes	Limited	Yes	Limited
Zimbabwe	No		Yes	Partial

**VIOLENCE
PREVENTION
ALLIANCE**



GLOBAL CAMPAIGN FOR VIOLENCE PREVENTION
CAMPAGNE MONDIALE POUR LA PREVENTION DE LA VIOLENCE
VIOLENCE PREVENTION ALLIANCE / ALLIANCE POUR LA PREVENTION DE LA VIOLENCE

**Management of Noncommunicable Diseases,
Disability, Violence and Injury Prevention (NVI)**

World Health Organization
20 Avenue Appia
CH-1211 Geneva 27
Switzerland
Tel +41-22-791-2064
violenceprevention@who.int

www.who.int/violence_injury_prevention/violence/status_report/2014

978 92 4 156479 3

