

TYPHOON HAIYAN (YOLANDA)

STRATEGIC RESPONSE PLAN

The Philippines



10 December 2013

Prepared by the Philippines Humanitarian Country Team

PERIOD:

November 2013 – November 2014

100%

96.7 million

total population

14%

of total population

14 million

estimated number of people affected

Key categories of people in need:

103,000

In evacuation centres

1.1 million

Houses damaged or destroyed

4 million

Displaced

Source: DSWD and NDRRMC
as of 7 Dec 2013

3%

of total population

3 million

people targeted for direct
humanitarian aid in this plan



USD 791 million
requested

SUMMARY

Goal: Communities and local governments recover from the disaster, build back safer, and avoid relapses while strengthening resilience.

The Strategic Response Plan is designed to support the Government of the Philippines' response to the immediate humanitarian needs of the people affected by Typhoon Haiyan (Yolanda), and complements the Government's Yolanda Rehabilitation and Recovery Plan.

Strategic objectives

1. Typhoon-affected people meet their immediate food needs, avoid nutritional deterioration and build food security in ways that are sustained through stimulation of markets and production and access to life-saving community-based nutrition services.
2. Families with destroyed or damaged homes, including the displaced population, attain protective and sustainable shelter solutions.
3. Women and men whose livelihoods or employment have been lost or severely impaired regain self-sufficiency, primarily with the restoration of local economies, agriculture and fisheries.
4. Prevent increases in mortality and morbidity and the outbreak of communicable diseases through immediate access to basic water, sanitation, hygiene, and health services.
5. Affected people quickly regain access to community and local government services, including basic education and a strengthened protective environment.

Priority actions

- Provide displaced population in all sites with multi-sectoral shelter assistance for the emergency and recovery phases, including shelter material, tools, cash for work, technical training and site management in evacuation centres
- Provide food assistance, nutritional support and agricultural inputs

- Remove debris from public spaces and recycle for use in reconstruction, minimising environmental impact
- Restore water systems and access to sanitation facilities in communities, schools and health care facilities
- Support restarting of Local Government Units
- Ensure revitalization of livelihoods in the rural and urban areas
- Re-establish and provide access to public health/clinical services with a focus on surveillance and early warning for diseases with epidemic potential
- Restart education including in temporary learning spaces
- Strengthen national protection capacity (including prevention of gender-based violence and child protection)

Parameters of the response

This Strategic Response Plan (SRP) covers 12 months from the date of the disaster, and is designed to complement the government's Yolanda Rehabilitation and Recovery Plan (YRRP), filling gaps as identified by Government and inter-agency assessments.

From a total of nine regions hit by the typhoon, the Government has identified a priority corridor covering 171 municipalities in 14 provinces and six regions. The estimated number of affected people is 14 million. The total number of people targeted through this SRP for direct assistance is three million, a measure drawn from the number who will receive direct inputs through programmes planned by the Food Security and Agriculture cluster interventions. The numbers targeted in other clusters include: WASH 3 million, CCCM 2.2 million, Education 550,000, Emergency Shelter 500,000, Nutrition 300,000, Early Recovery and Livelihoods 400,000. More than seven million people will benefit from support to health services and up to five million people will receive benefit from protection-related activities.

Appealing organisations included in SRP:

14 UN organisations

38 Non-governmental and international organisations

ASSESSED HUMANITARIAN NEEDS

- Addressing urgent food, water and shelter needs.
- Preventing deterioration of health and nutritional status of those in worst-affected areas.
- Revitalization of food security through support to livelihoods and re-establishment of productive capacity
- Clearing of debris to improve access to homes and public infrastructure.
- Restoration of essential community services for water and sanitation, education, and social welfare.
- Protection of the most vulnerable (including women, children, the elderly and disabled) particularly those displaced and residing in temporary evacuation centers.
- Undertaking all interventions with a view to enhancing resilience.

The Multi-sector Initial Rapid Assessment (MIRA) was conducted in the weeks immediately following the typhoon to inform response and strategic planning, and indicate further needs for data collection. Additional assessments by government and agencies further inform programming and fill information gaps, including those in sex and age disaggregation of data. Phase 2 of a multi-sectoral approach will include a household-level representative assessment by late December. A secondary data review and analysis will also be produced by the clusters to feed into the findings of the multi-sectoral assessment and the planned Post-Disaster Needs Assessment (PDNA), to be conducted by the Government of the Philippines in early 2014.

Full Multi-Cluster/Sector Initial Rapid Assessment:

<https://philippines.humanitarianresponse.info/document/mira-report-haiyan-20131129>

CONTENTS

Summary.....	1
Strategic objectives.....	1
Priority actions	1
ASSESSED HUMANITARIAN NEEDS.....	2
Contents.....	3
Strategy.....	5
Strategic objectives and indicators	17
Cluster Plans.....	20
CAMP COORDINATION AND CAMP MANAGEMENT (CCCM)	20
COORDINATION.....	25
EARLY RECOVERY & LIVELIHOODS.....	27
EDUCATION.....	33
EMERGENCY SHELTER	37
EMERGENCY TELECOMMUNICATIONS	41
FOOD SECURITY AND AGRICULTURE	43
HEALTH.....	51
LOGISTICS CLUSTER	55
NUTRITION	57
PROTECTION	63
WATER, SANITATION AND HYGIENE	67
ANNEX 1: REQUIREMENTS AND FUNDING PER CLUSTER AND ORGANIZATION.....	71
ANNEX 2: TOTAL HUMANITARIAN FUNDING TO DATE PER DONOR (ACTION PLAN PLUS OTHER).....	71
ANNEX 3: GEOGRAPHICAL COVERAGE OF STRATEGIC RESPONSE PLAN BY PROVINCE.....	76
ANNEX 4: AGENCY OVERVIEWS AND CONTACTS	77



Source: DROMIC Report, 22 November 2013

STRATEGY

Targeting people in need

Following the track of Typhoon Haiyan (Yolanda), the Government has identified a priority corridor covering 171 municipalities in 14 provinces and 6 regions. Estimates for the number of affected total just over 14 million people.

Figure 1: Number of affected people

Region	Affected people	Displaced people	Damaged houses
CARAGA	69,956	22	6704
IV-B	450,930	1,960	33,510
VI	3,796,092	2,242,958	482,280
VII	5,881,352	205,937	120,694
VIII	3,797,471	1,537,932	492,095
XI	5,000	0	21
Grand Total	14,000,801	3,988,809	1,135,304

Source: DROMIC report, 7 December 2013, 6 p.m., gender disaggregation unavailable.

Assessments by humanitarian organizations and the government have provided an overview of needs in affected locations. Application of vulnerability criteria (geographical, poverty indicators, displacement, special groups) helped the humanitarian community further refine its targeting per cluster. The clusters took into account capacity of partners and government planned responses which they will complement. The maximum number of people targeted through this SRP for direct assistance under any one cluster is 3 million. This reflects the assessment of critical need for each type of assistance. The clusters are targeting assistance as follows: Food Security and Agriculture Support 3 million; Water, Sanitation and Hygiene (WASH) 3 million, Camp Coordination and Camp Management (CCCM) 2.2 million, Education 550,000, Emergency Shelter 500,000, Early Recovery and Livelihoods 400,000 and Nutrition 300,000. The impact of the assistance in this plan in health and protection interventions will benefit more than 7 million and 5 million people respectively.

Planning assumptions

- **The situation will continue to improve across key sectors although the speed of improvement will vary across affected regions.** The overall food security situation improves and markets and production recover. Prices of essential items normalize as the supply chain and demand stabilize while the planting season (December to March in Region VIII) yields sufficient agricultural production. People with destroyed or damaged homes increasingly live in habitable dwellings, although delays in accessing safe and secure land will constrain the speed at which sustainable solutions can be found for the most vulnerable groups among the displaced.
- **Recovery efforts continue to gain momentum**, with local government units restoring capacity to deliver basic services and the people regaining self-sufficiency towards pre-typhoon levels. Humanitarian needs remain high in areas along the coast that were severely affected by both strong typhoon winds and storm surges. Authorities are in a position to allocate and release necessary resources to implement the Yolanda Rehabilitation and Recovery Plan in a timely manner. Overall, the speed of national recovery efforts will influence the geographic and sectoral focus of the international relief effort.
- **Access is fully restored** including to remote, hard-to-reach *barangays*. In the medium term, humanitarian partners face challenges with possible political influences on aid, concerns over accountability, and frustrations on unmet needs and expectations by small groups of affected people.

- **Typhoon season ends without further** devastation to areas affected by Typhoon Haiyan or the Bohol earthquake, although above-normal rainfall is predicted during December to February 2014. Seasonal flooding occurs at moderate levels in the 2014 typhoon season.

Explanation of the strategy

The strategic objectives were developed to address priority needs according to assessments, and with the aim of ensuring a multi-cluster response for each. The objectives also aim to align with priority categories set out by the Government of the Philippines (GoP), which is currently developing a more comprehensive recovery and rehabilitation plan. The government plan focuses largely on resettlement, infrastructure and livelihoods, with additional interventions in social development. In consultation with various line ministries, the SRP is designed to complement government programmes, with a heavy focus on emergency shelter, food assistance, and market and livelihood recovery, especially agriculture and fisheries. Sanitation and hygiene programmes, along with support for extending community services in health and education, were also designed in close consultation with government partners. Protection issues will remain a key concern until displacement issues are resolved, and until government and civil society institutions are able to re-establish services.

The preliminary Haiyan (Yolanda) Action Plan, launched just days after the typhoon, planned for the immediate six-month response. In developing the SRP, the HCT quickly agreed that a longer-term horizon would be needed, not only to ensure the coverage of residual humanitarian needs, but also to support the building blocks for a sound recovery.

In addition, there was agreement that the SRP and its implementation should be guided by the following criteria:

1. Establish an evidence base (Multi-Cluster Initial Rapid Assessment / MIRA and other cluster assessments) of the needs that each project proposes to address, specific to that location and caseload.
2. Design projects to fill a gap in government response, preferably specified by the relevant line ministry, and avoiding overlap with national response or with other actors.
3. Projects to include minor repair or temporary rehabilitation of social infrastructure, or support for institutions, necessary for aid operations or essential social services, but not reconstruction.
4. Each project is within the organization's capacity, assuming a reasonable scale-up.
5. Projects target the most vulnerable groups according to vulnerability criteria. To enable this, each cluster will continuously collect, analyse and apply sex- and age-disaggregated data and information.
6. Projects contribute to strengthening the resilience of people and systems to mitigate shocks in the longer term.
7. The duration and scale of economic support for livelihoods and temporary employment is balanced against the Government's cash transfer system and other social safety net capabilities.

Scope of the strategy

This Strategic Response Plan covers 12 months from the date of the disaster and is designed to complement the government's YRRP, and fill gaps as identified by government and inter-agency assessments. The government's plan also identifies areas where they can cooperate with international partners to achieve sustainable improvements in living conditions and livelihoods for the most vulnerable. The GoP has identified three consecutive phases of the response:

- Immediate needs: humanitarian response (largely completed by Jun 2014)
- Short-term: critical, doable investments (Jul-Dec 2014)
- Medium-term: larger or more complex investments (Jan 2015 - Dec 2017)

This SRP covers the response during the first two phases. A Post-Disaster Needs Assessment (PDNA) process will be conducted starting early January 2014 to help inform the second and third phase, with the United Nations, Asian Development Bank, World Bank, and European Union actors cooperating to ensure linkages among the three phases in support of the government's plans.

Philippines: Typhoon Haiyan Strategic Response Plan Geographical Coverage

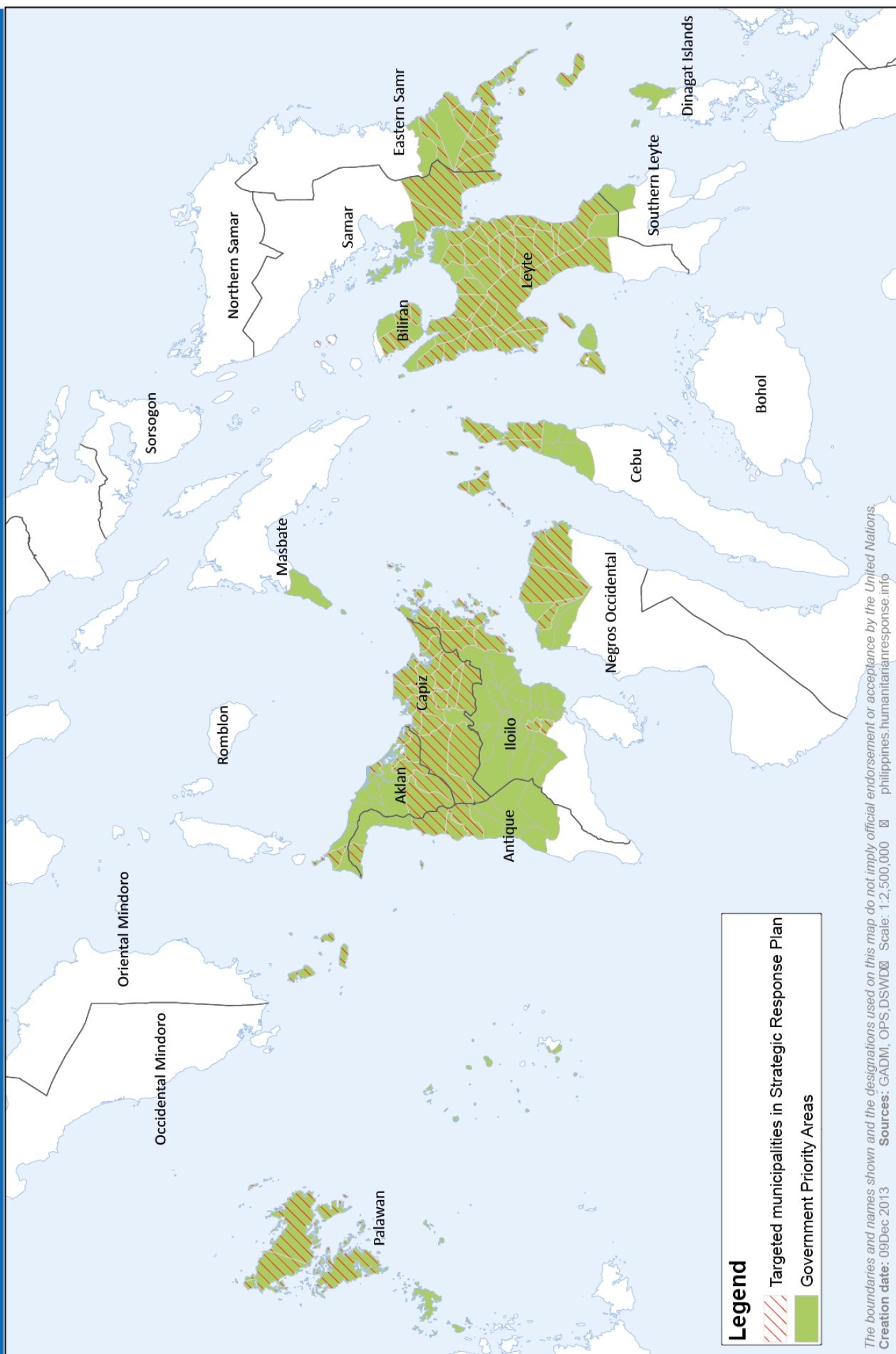














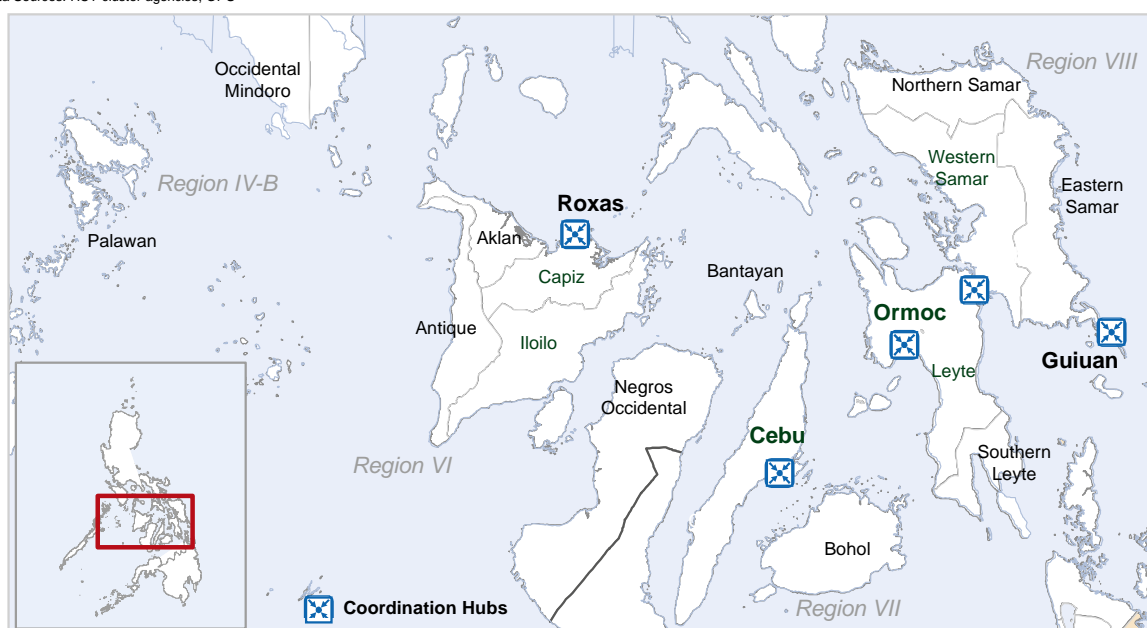
Chart: Geographic coverage of the Strategic Response Plan

Reg.	Prov.													Total
IV-B	Occidental Mindoro	0	0	0	0	1	0	0	0	0	0	0	0	1
	Palawan	0	0	1	0	0	0	1	0	11	9	0	0	22
VI	Aklan	1	0	4	0	2	1	1	0	18	4	0	2	51
	Antique	1	0	4	0	3	0	1	0	10	3	0	1	24
	Capiz	1	5	11	1	23	18	22	16	34	10	0	4	148
	Iloilo	1	9	24	0	29	17	22	20	44	17	0	4	188
	Negros Occidental	1	0	4	0	3	1	3	0	19	8	0	0	40
VII	Bohol	0	0	0	0	0	0	0	0	0	1	0	0	1
	Cebu	1	0	20	1	8	5	15	11	27	14	0	2	106
VIII	Eastern Samar	3	10	36	1	48	23	35	36	48	28	4	10	287
	Leyte	3	25	58	1	75	72	92	63	75	41	5	4	519
	Northern Samar	0	0	0	0	0	0	1	0	0	0	0	0	1
	Samar	2	4	11	0	13	5	13	5	10	5	2	2	73
	Southern Leyte	0	0	0	0	2	0	0	0	2	0	0	0	4
	Biliran	0	1	6	0	2	0	0	0	2	0	0	0	11
	Total	14	58	181	4	217	162	214	153	300	142	12	29	

0 - 250 250-500 500-750 750-1,000 > 1,000 Affected Persons (in thousands)

The numbers above represent the number of projects in a sector (or in some cases, subsector) by province. The figures above are almost certainly incomplete. Nevertheless the sectoral and geographic coverage shown above can be considered indicative of the overall projects in the SRP. The Province names are colored based on the number of people affected as reported in the DSWD DROMIC report of 07 Dec 2013.

Data Sources: HCT cluster agencies, OPS



Priorities within the scope of the strategy

According to the MIRA report (29 Nov), key services such as electricity, water and sanitation facilities, fuel supply and markets remained inaccessible for large segments of the affected population. The typhoon led to the extensive destruction of agriculture and fishing infrastructure, severely impacting people's livelihoods. There was widespread loss of homes, food stock, livelihood assets, as well as destruction of market areas and blocking of the physical means of access to markets and financial services. Food security is a major concern for the majority of affected communities. More than half of the *barangays* (villages) assessed report a significant reduction in food consumption. This needs to be addressed urgently to prevent a deterioration in the nutritional status and health of the worst-affected people, along with precipitating factors such as a possible increase in water-borne disease due to limited access to safe water. Early restoration of food security should be met through support to livelihoods and production, by re-establishing markets, re-planting fields, and restoring access to food sources in coastal and inland areas.

With more than a million houses either completely or partially damaged, shelter is an urgent need. The priority is to support self-recovery while also ensuring safe temporary shelter for those unable to repair or reconstruct their homes, including support to host families of displaced persons.

The service and business industry was severely impacted in urban areas. Humanitarian aid must focus on restoring these livelihoods and stimulating the market economy to ensure early recovery of its functions. The Department of Labor and Employment estimates that 44% of the workforce are in vulnerable employment, affecting women more than men in the targeted regions. These are workers with a lower likelihood of having formal work arrangements, and are therefore more likely to be exploited or fall into further poverty. Immediate, short-term sources of income for women and men through cash-for-work programmes will help restore the economy and provide much-needed income for vulnerable groups.

Typhoon Haiyan has devastated essential services in the hardest-hit areas, leaving communities without sufficient access to health, water and sanitation, and education. Currently, health needs have shifted from immediate trauma care to broader public health issues, with major concerns over possible outbreaks due to lack of access to clean water, overcrowding in shelters, sub-optimal vaccination coverage and lack of sanitation facilities. Between 46% and 62% of the health facilities in the assessed areas were damaged and unusable after the typhoon in the most-affected areas. Rapid health assessments conducted by national health officials report that more than 2,258 health facilities are no longer fully functioning. Limited access to birthing clinics puts the lives of women and their babies at risk of maternal and neonatal mortality and morbidity.

Many of the municipal and community water systems of the affected municipalities have either been damaged and are either partially or non-operational. As a consequence, and compounding pre-existing high levels of chronic malnutrition and reduced food intake, the nutritional status of people, particular young children, the elderly and pregnant and lactating women, can be compromised as they are exposed to high levels of infection due to unsafe and insufficient water supply and inadequate sanitation. The majority of the displaced population is highly dependent on unsafe water sources. There is widespread damage to toilet facilities and open defecation is a major source of concern. Education has also been severely impacted by the typhoon with 90% of schools damaged in the most highly affected areas. Many schools have since resumed classes, though rehabilitation and other educational support are greatly needed. Rehabilitation of community services, including restoration of local government units, is another priority.



11 November 2013, Eastern Samar, Philippines:

Coconut trees knocked down by the storm, devastating the livelihood of the people in Eastern Samar. Credit: IOM/Conrad Navidad

Protection risks must be mitigated especially in evacuation centres where overcrowding, lack of privacy and lack of lighting, heighten the likelihood of sexual and gender-based violence. This could also constrain breastfeeding practices due to a lack of secure and private places for lactating mothers. Women and children are at increased risk of trafficking, especially for sexual exploitation. Child protection, including for separated children, is of particular concern. The main protection considerations highlighted by affected communities include loss of legal documents, lack of adequate communication between family members and lack of adequate physical protection.

Cross-cutting and context-specific issues

Accountability to affected populations (AAP) and Communication with Communities (CwC): The Humanitarian Coordinator has highlighted in a communiqué to all responding agencies that the women, men, girls and boys affected by this typhoon are the primary stakeholders of the humanitarian response and have a basic right to participate in the decisions that affect their lives, receive the information they need to make informed decisions and to complain if they feel the help they receive is not adequate or has unwelcomed consequences. Preliminary discussions with affected communities living in evacuation centres, including women, men, children, the elderly and adolescents, indicate that lack of access to information about the response, including immediate and medium-term humanitarian plans, is a source of significant additional stress to all. Consultations also highlighted the differing needs, challenges and expectations of different groups, reminding all responding agencies that strong engagement and accountable systems are required with all segments of the affected community. This will ensure that humanitarian actors are not inadvertently reinforcing social systems of exclusion, nor allowing abuse or corruption, while promoting equal access to assistance. This occurs in part through active listening and meaningful consultation.

Highlighted by the community consultations, information and two-way communications are themselves a form of humanitarian aid, responding to a core human need. From the immediate aftermath of the typhoon, survivors have urgently needed information on available services and assistance, in addition to assistance in finding ways to communicate with each other in a context of severely damaged telecommunications. Adequate information and capacity for two-way communication are essential prerequisites for resilience and recovery.

Cash Transfers

Cash transfer programming (CTP) has been used in the Philippines since 2008 and will feature strongly in the humanitarian response to Typhoon Haiyan as a way to aid the recovery of markets while also reinforcing choice, dignity and accountability for the affected people. Evaluations and reviews of past emergencies have indicated the need for much stronger multi-sectoral CTP coordination and approaches on both a technical and strategic level. The HCT is supporting these coordination needs by appointing dedicated personnel to work in partnership with government, the private sector, the Cash Learning Partnership-initiated Working Group, and cluster coordinators.

While the private sector is re-establishing facilities for cash transfers and remittances across the affected areas, humanitarian partners are planning to scale-up Cash for Work programmes and provide unconditional grants for the on-going relief and early recovery stages of response. When used appropriately, cash can facilitate access to food, help protect and/or rebuild livelihoods, stimulate the rehabilitation of markets, help to meet peoples' needs in shelter and non-food items, and facilitate the return and reintegration of displaced people.

The Philippines is considered to be highly conducive for cash transfers and market-based assistance programmes due to: (a) the inter-connectedness of its markets across the islands and resilience of vendors; (b) the Government's flagship conditional cash transfer (CCT) programme currently covering up to half of those residing in the worst typhoon-affected areas; (c) the private sector's active and innovative presence, especially in financial services; (d) the country's largely remittance-based economy, whereby citizens are familiar with the receipt of cash transfers through different delivery mechanisms, including electronic payments.

The Government of the Philippines is supportive of humanitarian agencies implementing emergency cash assistance and of the use of their CCT programme as a vehicle to target appropriately, and to transfer assistance in a coordinated way. It is a significant priority for agencies to avoid duplication, and to target households that are not covered by any existing social safety net. The Government aims to ensure that those who have become eligible for on-going support are re-evaluated and qualify for Government support where appropriate.

The large-scale CTP that is possible and planned for this response represents a crucial shift for humanitarian assistance. It highlights that cash transfers are increasingly considered as standard operating procedure. They should also be an integral part of disaster preparedness, for example establishing standing agreements with the private sector and government institutions to facilitate CTPs the next time a disaster strikes.

The impact of the typhoon on all forms of communication was devastating, with a broad loss of telephone, radio, print, TV and Internet access. Information and welfare desks, notice boards and information sheets in various evacuation centres are beginning to provide some information. However, many of the affected people are not in evacuation centres and the information is still not meeting their needs, as outlined during the consultations. Local and emergency radio broadcasting has restarted in some urban centres, helping to reach more of the affected people, but more is needed in terms of coordinating and prioritizing life-saving information - along with information affected people need and want as a human right about the response being implemented on their behalf.



30 November 2013, Tacloban, Philippines:

A UNDP cash-for-work crew clears debris from Tacloban's Barangay (neighbourhood) 88. All the workers come from the Barangay, and are provided with safety equipment and a daily wage. Credit: OCHA/Jose Reyna

Restoration of telecommunication networks continues and telecommunication companies are providing free calls, SMS and battery charging services in a number of areas. Communication as aid, therefore, involves restoring traditional channels through which information flows, including developing local media capacity and telecommunication infrastructure, and the capacity of communities to access the information they need.

The SRP contains common service programmes designed to meet accountability and information needs and gaps, including ensuring continuous consultation and feedback to be used in planning and programme review, access to information and complaints hotlines, awareness-raising regarding rights, codes of conduct and prohibition of sexual exploitation and abuse, and multi-layered communications solutions.

Protection issues: The SRP will ensure that vulnerable groups, including those whose situation was exacerbated by the disaster (separated children, single-headed households with children, indigenous people, persons with disabilities, the elderly, the displaced, communities in areas affected by the conflict, and traumatized persons) receive priority in terms of protection and assistance by all actors. These people are particularly at risk of resorting to negative coping strategies, such as the sale of remaining assets, reduced food consumption, survival sex, family separation (sending family members elsewhere for work), child labour or begging.

Indigenous people are among the most affected by the disaster, thus increasing their already particular vulnerability. They often live in areas of difficult access, which under the present circumstances result in extremely limited access to services and assistance. The areas most severely affected by the typhoon all have proportions of older people higher than the national average: Disabled and elderly people are among the most vulnerable groups, especially where they have become separated from their families. Additional assessments on protection are already underway to further target programming.

Gender: Strengthening a gender analysis is crucial to enable a more targeted, efficient and effective response by all actors through ensuring that the most vulnerable and at-risk groups are identified and targeted. The UN estimates that some 5.2 million workers have seen their livelihoods destroyed or disrupted in the affected areas. Of these, 2.4 million, 42% being women, were already in vulnerable employment and living in poverty before Typhoon Haiyan struck. In rejuvenating markets, humanitarian actors will respect the fact that there is a near gender balance in the local supply chain. In contrast to many humanitarian environments, half of the micro, small and medium-size enterprises in the Philippines are owned and managed by women.

Responders are aware of, and integrating, measures to minimize the potential for gender-based violence and trafficking. The three most-affected regions - Western, Central and Eastern Visayas - have higher rates of physical violence than the national average and higher than average reported rates of sexual violence. The Government's in-situ community mechanisms dedicated to stopping trafficking and GBV were severely affected, operating at various levels and need further support.

Despite the increasing rigour of the Government's anti-trafficking efforts, which were demonstrating progress in reducing human trafficking, there is now a risk that human trafficking will spike. Region VIII has been identified as a pre-Typhoon Haiyan trafficking "hotspot" by the national Inter-Agency Council Against Trafficking. The high numbers of homeless and migrating typhoon survivors have triggered an integrated protection response by the international community in support of the Government.

Responders are designing safe learning and education interventions conscious of the consistent pre-typhoon underperformance in school attendance and educational outcomes of boys. In supporting Government efforts to ensure the resumption of education services in the affected areas, any gender-based post-typhoon factors and risks constraining either boys' or girls' access to school will be carefully monitored.

Disaster risk reduction: The Philippines experiences an average of 20 storms and typhoons every year. Although it is hard to attribute a single typhoon event to climate change, there is general consensus among the climate science community that rising sea surface temperatures will lead to more frequent and severe typhoons. The Philippines has decades of experience in developing and implementing early warning systems for weather related hazards. However, the recent event has highlighted that the effectiveness of the systems is dependent on continuous maintenance of the entire early warning system ranging from hazard detection, dissemination of warnings and local level preparedness, to action. One major lesson from the recent event is that last-mile connectivity of early warning systems and proper translation of scientific information into local actionable language (e.g., storm surge) are key to saving lives.

The unprecedented damage and devastation left behind by Typhoon Haiyan highlights the critical needs for strengthened disaster risk reduction (DRR) at national and local levels. While some specific measures to enhance DRR capacities are included in the SRP, this is reinforced by government commitment to "build back better" and enhance DRR systems. Strategies outlined within early recovery and accountability to affected populations, particularly participation, will also help ensure projects are designed and delivered in a way that strengthens resilience; wherever possible conflict and wider risks will be considered together with disaster risk.

Mitigation measures to reduce risk and strengthen resilience of families, communities and all levels of government are paramount. Opportunities will be made to integrate DRR into the social services including health, education and WASH, and to strengthen Local Government Unit's (LGU) capacity, including in preparedness and DRR planning. For example, support will be provided for school risk assessment and children and teachers will learn life-skills to ensure they are better prepared. Other technical issues especially important for the recovery include improved spatial planning, zoning, review and enforcement of building codes and updated hazard mapping.

Programmes should also strengthen existing capacities and systems at the community level. This includes supporting the role of local people, especially women and children, in reducing disaster risk.

Early recovery leading to sustainable solutions: Early Recovery is a multi-dimensional approach that began at the onset of humanitarian response. It recognizes the fundamental importance of accountability to affected populations, builds resilience in humanitarian programmes, and catalyses sustainable solutions for the women and men affected by Typhoon Yolanda.

Integrating an early recovery approach into the ongoing relief operations during the next 12 months will ensure that the inputs of humanitarian organizations help rebuild livelihoods, become assets for sustainable recovery and reconstruction in subsequent years, foster the self-reliance of affected populations, and avoid the rebuilding of the same vulnerabilities prior to the disaster.

The crisis generated by Typhoon Haiyan is a complex and demanding context in which the economic, political, environmental, social and protection systems are affected and existing vulnerabilities are exacerbated. Hence, it is particularly important during the humanitarian response to rapidly generate sustainable solutions, to mitigate the impact of the crisis and address the underlying causes and risk factors of the disaster.

This approach will encourage strengthening of the capacities of local governments to lead, manage and monitor the early recovery process as well as to manage residual risk and include considerations for social cohesion.

The role of the private sector: The private sector is an active stakeholder in the Philippines response and has been among the top donors in the Haiyan (Yolanda) Action Plan. In the past, private sector relationships with the United Nations primarily focused on philanthropic contributions. However, the private sector is increasingly pursuing partnerships with the UN through leveraging their core business area of expertise. It is critical to recognize and encourage the private sector's valuable contributions of technical expertise and skills; as well as to explore ways to further broaden the scope of its contribution to humanitarian action. Private sector companies are actively involved in co-designing and planning the delivery of cash transfer mechanisms which can be used both in the short-term emergency response and towards a sustainable long-term solution. [See Cash Transfers Box Above]

Risks and mitigation actions

In the first month of the response efforts, a number of risks have emerged that have hampered the ability of the Government and humanitarian partners to respond effectively to alleviate humanitarian needs. Some risks can be addressed through programmatic actions and through institutional arrangements. The risks and intended mitigation actions are presented below:

Contextual risks	
Risks	Mitigation Actions
<p>Potential for additional typhoon or major storm</p> <p>A considerable risk is the potential for another major storm in the 2014 typhoon season that could cause further damage, displacements and deaths in the aftermath.</p>	<p>Monitoring of weather patterns and necessary precautions, including contingency stocks and mobile storage units.</p>
<p>Insecurity</p> <p>Insecurity poses a threat to the response operation. This could be triggered by a perceived delay in reaching the affected communities. Insecurity also contributes to heightened protection concerns for the affected population.</p>	<p>Monitoring of the security situation and compliance with applicable security regulations. Coordinated messaging through the Cluster on response activities, including updates on distributions and implementation.</p>
<p>Lack of infrastructure in affected areas</p> <p>The restoration of essential government and private sector services such as running water, functioning hospitals and schools, as well as private housing is hampered by the current pace of debris removal as well as the shortage of building and shelter materials. As a result, IDPs are unable to rebuild their shelters and thereby move out of evacuation centres (many of which are public buildings such as schools and hospitals).</p>	<p>Continued provision of heavy machinery and equipment, some of which is being provided in the short term also from military assets of the Philippine and foreign governments.</p> <p>Prioritize debris removal in residential neighbourhoods to allow IDPs to rebuild houses.</p> <p>Develop a plan for provision of heavy machinery and equipment for the longer term.</p>

Programmatic Risks	
Risks	Mitigation Actions
<p>Resettlement</p> <p>There is growing pressure to resettle a substantial number of the most vulnerable people, both from evacuation centres and from geo-hazard zones presenting possible conflict over land rights</p>	<p>Concerted advocacy, technical and policy assistance and monitoring will be required to ensure that resettlement is done in line with the Guiding Principles on Internal Displacement and with due attention to the best interests of vulnerable groups.</p>
<p>Environmental Damage</p> <p>The damage to urban and rural areas has affected both public and private infrastructure, with roads, bridges, buildings partially destroyed, limiting access and hindering the humanitarian response and has presented a significant challenge for effective waste management.</p>	<p>The Logistics Cluster ensures coordination of all transport resources and monitors the conditions of access infrastructure (roads, ports, etc.).</p> <p>Attention is given to ensure debris clearance is undertaken in an environmentally sustainable manner</p>
<p>Limitations on Data</p> <p>Due to limited gender and social data in initial assessments, further curtailed by limited access to the affected communities, partners have insufficient gender and social data to inform projects.</p>	<p>The second series of inter-agency and cluster specific assessments will allow project teams to enrich their projects from a gender perspective. The GoP similarly has committed to a corresponding focus on improving gender data and analysis.</p>
Institutional Risks	
Risks	Mitigation Actions
<p>Weak accountability systems</p> <p>Inadequate capacity is mobilized by implementing agencies to support periodic monitoring and reporting on progress resulting in loss of credibility and trust in aid community.</p>	<p>Clusters establish formal response monitoring systems to report on progress of delivery to affected populations</p>
<p>Lack of communication technology</p> <p>The typhoon crippled communications networks, making it difficult to reach and dialogue with the affected community, and also posed a challenge to coordinating the aid effort.</p>	<p>The restoration of mobile and radio towers needs to be sped up to ensure there is no gap in providing crucial information on aid, and restoring family links.</p>
<p>Living and working conditions of humanitarian staff</p> <p>The poor living and working conditions and lack of administrative services in areas of impact could diminish the response capacity.</p>	<p>Establishment of common base camps and support services. Planned staff deployment and rotation.</p>

These risks need to be monitored continuously as the mitigation actions will need frequent adjustments based on the evolving context.

Durable Solutions for the Displaced in Settlements

Those who cannot recover at their place of origin because of their informal status, the impact of a no-build zone or exacerbated vulnerabilities often go through multiple displacements. These usually begin at evacuation centres, then “tent cities”/spontaneous settlements and relocation sites, and ultimately resettlement sites. Others may become vulnerable migrants either returning to places that previously could not economically sustain them before, or heading to large urban centres. For all groups, their vulnerability significantly increases as they become disconnected from previously existing coping strategies and, quite often, their livelihoods. It is critical that we avoid people suffering through multiple displacements or involuntary resettlement and that durable solutions requiring both humanitarian and development inputs be found as quickly as possible. It is imperative that any movement of people affected by the disaster is voluntary, free, informed, and dignified, and that proposed sheltering solutions incorporate and adhere to minimum standards such as those found in Sphere. Resettlement should only be considered as a last resort after other possibilities, including host family support, have been explored. After the caseload of those who cannot or will not return has been quantified, viable and safe resettlement sites must be identified quickly and this process must be done in consultation with any community who may subsequently reside there as well as the surrounding communities. Furthermore, it is imperative that these sites are situated in such a place that enables continued and easy access to livelihoods, existing social services and infrastructure.

The scale of destruction and consequential displacement has highlighted the need for the humanitarian community to work closely with the Government both at LGU level and national level to ensure that suitable shelter alternatives are sought and due process is followed. Consequentially an inter-cluster working group has been established involving the Shelter, CCCM, Protection and Early Recovery and Livelihoods clusters to pursue this aim. This group will engage and consult with national and local organisations including the Human Rights Commission and, where appropriate, the private sector. A position for the humanitarian community in the form of key advocacy messages, means of enhancing capacity at the local government level and the empowerment of communities in this process will be considered, developed and articulated.

Response monitoring

The HCT in the Philippines will set up and manage a *Humanitarian Response Monitoring Framework*. The monitoring framework will outline the process, timing, and responsibilities for the gathering and analysis of data on the collective humanitarian response; set forth scheduled intervals for reporting key findings; and provide evidence for HCT decision-making and corrective actions. At the inter-cluster level, the ICCG will track and analyse outcome and output indicators and measure progress against the strategic objectives of the response. Cluster coordinators will aggregate project outputs and assess outcome indicators and measure progress towards cluster objectives, and individual organizations will register their projects’ output results and feed them to the respective clusters. Analysis of monitoring information will feed into a number of reporting products, including the Humanitarian Bulletin, the Humanitarian Dashboard, and the annual IASC Gender Marker monitoring report.

The frequency of reporting will be quarterly for most indicators. In the first few months following the launch of the SRP, output-level reporting will be done monthly, with the first report released by end of January. Outcome-level monitoring will take place at the mid-term review, and at the end of the SRP cycle.

Monitoring will build upon a coordinated assessments’ approach put in place in the first week of the response. A MIRA was carried out in the initial phase to inform response and strategic planning, and to indicate further needs of data collection. Phase 2 of a multi-sectoral approach will include a household-level, representative assessment ready by late December to support programme decisions and planning. Secondary data review and analysis will also be produced by the clusters to feed into the findings of the multi-sectoral assessment and the planned Post-Damage Needs Assessment (PDNA) by the Government of the Philippines planned for early 2014.

Furthermore, a coordinated approach for assessments will be established and promoted to address common issues such as the fact that needs data are all too often insufficiently shared or used, data sets from different assessments are not comparable, and certain populations or situations are over-assessed, while others are never measured. A collaborative and inclusive process will ensure consistency and comparability in data collection and streamlining with reporting and monitoring. A technical working group on assessment and monitoring will be established to support this approach. Sound monitoring will require capacity investments in field data collection, gender and social analysis, information management staffing beyond Manila and coordination with a core, cross-cluster team with strong analytical skills.

STRATEGIC OBJECTIVES AND INDICATORS

GOAL: COMMUNITIES AND LOCAL GOVERNMENTS RECOVER FROM THE DISASTER, BUILD BACK SAFER AND AVOID RELAPSES WHILE STRENGTHENING RESILIENCE.

In support of the Government of the Philippines and local communities affected by Typhoon Haiyan, the international humanitarian community has agreed to the following strategic objectives to govern and prioritize the international humanitarian response for the next 12 months.

STRATEGIC OBJECTIVE 1: Typhoon-affected people meet their immediate food needs, avoid nutritional deterioration, and build food security in ways that are sustained through stimulation of markets and production, and access to life-saving community-based nutrition services

Indicator	Baseline and target	Monitoring responsibility & method
Percentage of target population with a minimum household food consumption score >35	Target: 80%	WFP
Stabilization of food prices to pre-crisis level	Baseline (pre-typhoon): Rice: 40 pesos/kg Corn: 28 pesos/kg Cassava: 25 pesos/kg Sweet potato: 26 pesos/kg Taro: 42 pesos/kg Targets: same as baseline	WFP Emergency Market Mapping and Assessment (EMMA)
Level of rice, maize, vegetable production compared to a normal year in affected areas	Baseline (pre-typhoon): Rice: 3.4mt/ha Corn: 1.75mt/ha Bitter melon: 132mt/ha Eggplant: 99mt/ha Okra: 99mt/ha Chinese cabbage: 132mt/ha String beans: 79mt/ha Targets: same as baseline	FAO Crop and vegetable production survey
Prevalence of acute malnutrition in girls and boys 0-59 months,	Baseline (pre-typhoon): Region VI: 7.8% (wasting) Region VII: 5.3% (wasting) Region VIII: 8.5% (wasting) Targets: same as baseline per region disaggregated by sex	UNICEF (nutrition cluster) Nutrition survey (Standardized Monitoring and Assessment of Relief and Transitions)

STRATEGIC OBJECTIVE 2: Families with destroyed or damaged homes, including the displaced population, attain protective and sustainable shelter solutions.

Indicator	Baseline and target	Monitoring responsibility & method
Number of families that sustained house damage from the typhoon currently living in a habitable house/dwelling	Target: 300,000	IFRC REACH Monitoring
Number of households that sustained house damage reporting satisfaction with assistance	Target: 80%	IFRC REACH Monitoring
Percentage of population at displacement sites with adequate shelter and basic services including displacement management.	Baseline: to be set by end Dec. Target: 100%	IOM DTM

STRATEGIC OBJECTIVE 3: Women and men whose livelihoods or employment have been lost or severely impaired regain self-sufficiency, primarily with the restoration of local economies, agriculture, and fisheries.

Indicator	Baseline and target	Monitoring responsibility & method
Number of affected and vulnerable workers who received emergency employment with social protection, and/or other livelihood support, disaggregated by sex, age and region	Baseline: 2.6 million affected, vulnerable workers, of which 1.1 million are women and 1.5 million are men. Target: 260,000	ILO, UNDP National Labour Force Survey, DSWD National Housing Targeting System, Household Survey
Number of people in 43 targeted municipalities benefiting from improved access to public services	Baseline: 0 Target: 140,000	UNDP
Percentage of affected women and men in rural areas who have regained or diversified pre-typhoon livelihoods.	Baseline: 77% of men and women in rural areas severely affected (partial or total loss of livelihoods) Target: 100% of targeted men and women in rural areas regain or diversify livelihoods	FAO Livelihood diversity survey

STRATEGIC OBJECTIVE 4: Prevent increases in mortality and morbidity and the outbreak of communicable diseases through immediate access to basic water, sanitation, hygiene, and health services.

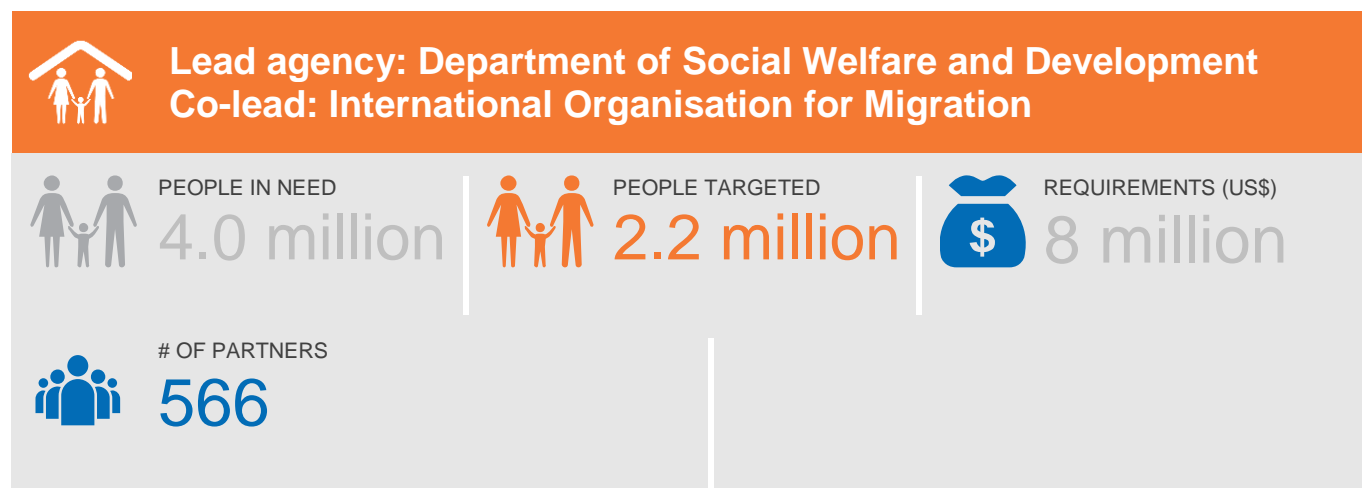
Indicator	Baseline and target	Monitoring responsibility & method
Number of affected women, men and children of all ages, with access to operational water and sanitation services and who adopt key hygiene measures to minimize public health risks.	Baseline: 112,000 people Target: 3,000,000 people	Department of Health with UNICEF as co-leads of the WASH Cluster. Methods: a. Compilation of reports provided by government, partners and local service providers for water and sanitation coverage. b. Knowledge, attitude and practices studies, community focus group discussions and key informant interviews based on a robust sampling methodology. c. Verification of reports by a roving Monitoring Officer.
Proportion of affected population covered by basic health care services	Target: 100%	WHO

STRATEGIC OBJECTIVE 5: Affected people quickly regain access to community and local government services including basic education and a strengthened protective environment.

Indicator	Baseline and target	Monitoring responsibility & method
# of individuals having access to government and states services (disaggregated by type)	Target: 5.1 million	UNHCR CwC and AAP mechanisms where available, MIRA II and gov't assessments
% of girls and boys with access to adequate primary and secondary education	Baseline: 1.3 million elementary and secondary school children (pre-crisis enrolments) who are now out of school or for whom education provision is not adequate Target: 520,000 (40%) of most affected children (m/f) and their teachers	UNICEF Dept of Education assessments, 3W analysis

CLUSTER PLANS

CAMP COORDINATION AND CAMP MANAGEMENT (CCCM)



Contact information: Marco Boasso (mboasso@iom.int) and CCCM Coordination Philippines (cccmmanila@iom.int)

The number of evacuation centers (ECs) has decreased significantly as of late; 96,674 persons remain inside ECs as of 4 December. Another 3.91 million persons are displaced outside ECs. CCCM targets the total number of people inside ECs and the number of displaced in the 10 most affected municipalities. CCCM partners include local NGOs and local government unit (LGU) focal points for displacement management within each barangay in the 10 most affected municipalities which covers the 4 million persons in need.

The drop in the number of open ECs has led to an increase in the number of IDPs (internally displaced persons) outside ECs, highlighting the urgent need to increase engagement and support to existing community structures to accommodate the unique needs and capacities of men, women, girls, and boys and identified vulnerable groups.

Damage caused to housing will probably prevent the rapid return of the most IDPs. Displacement is not only linked to damaged housing, but also to community social structures which have been significantly changed as a result of high mortality and migration patterns. The declaration of no-build zones may also affect mobility behavior as large, vulnerable groups will no longer be able to return to their original areas. As such, CCCM aims to achieve the following objectives:

Displaced population receives multi-sectoral assistance where it is required and through the coordination between service providers at the operational level – Site management capacity is significant in addressing the agreed-upon strategic objectives to meet shelter needs and facilitate access to basic services as site managers serve as the link between IDPs and multi-sectoral service providers. In some sites, multiple simultaneous distributions and initiatives occur, highlighting the still disorganized structure of displacement sites due to the lack of site managers in place who are able to identify multi-sectoral needs and organize the delivery of services in a timely manner in line with the different needs of the men, women, girls and boys and vulnerable groups. CCCM will support Department of Social Welfare and Development (DSWD) and LGUs in ensuring there is site management coverage in all displacement sites in order to facilitate multi-sectoral assistance to displaced populations through coordination with service providers based on the identified gaps and unique needs of women, men, girls and boys and other identified vulnerable groups as captured through age and sex disaggregated data. The Displacement Tracking Matrix (DTM) regularly disseminates reports to multi-sectoral partners to ensure the coordinated and effective delivery of services, addressing the strategic objective to meet immediate shelter needs. The DTM also acts as a support monitoring mechanism for protection, health, WASH, and other sectoral concerns, enabling CCCM to refer cases (e.g., Sexual and Gender Based Violence (SGBV), population reporting diseases, access to water, unaccompanied minors (UAMs), among others) to the relevant sectoral coordination focal points.

Displaced population inside and outside ECs and the most severely affected barangays have access to “Displacement Management Focal Points” (DFPs) and two-way communication channels to facilitate addressing of their immediate needs, protection and recovery concerns - to enhance access to local community social structures by formalizing and supporting displacement management focal points (DFPs) and SGBV focal points within local government structures at city/municipal and barangay levels and strengthening communication channels to address immediate needs and recovery concerns.

CCCM will work with DSWD to ensure DFPs include male-female teams that incorporate the unique needs and capacities of men, women, girls and boys and vulnerable groups (older people, people with disabilities, people living with HIV and AIDS, lesbian, gay, bisexual, transgender, intersex (LGBTI) and others,) throughout its responses. DFPs will include mitigation measures for protection risks including awareness-raising and trainings to identify and refer vulnerable groups to the appropriate service-providers.

As tasked by DSWD and LGUs, the CCCM cluster will support displacement management structures at the local level and improve systems established for the provision of cross-sectoral assistance to IDPs. Access to formal DFPs and SGBV FP will improve IDP access to basic community services and facilitate return and support a more systematic identification of protection issues and improve access of the displaced population to protection services (provided by government, national services, and international actors) and referral networks. DFPs will contribute to the overall effort to provide communities and local governments with the tools and capacity to recover, build back safer, and avoid relapses while building resilience.

To strengthen and support longer term recovery and durable solutions of displaced populations through the provision of technical support, capacity building, and transfer of tools related to site management and Displacement Tracking Matrix (DTM) to DSWD and LGUs. This initiative will build on existing tools and institutional frameworks such as DTM, Manual for Management of Evacuation Centers, capacity building plans and Joint Memorandum on Evacuation Center Management Guidelines signed by DSWD, Department of Interior and Local Government, Department of Education and Department of Health. From identifying urgent needs and referring them to relevant clusters for prioritization of sites to be assisted, the DTM will evolve to the identification of gaps at the Barangay level and support efforts in the identification of intentions, return options and specialized forms of support to facilitate durable solutions. This will contribute to coordinated provision of assistance in line with the identified needs of men, women, girls and boys and vulnerable groups and aim to mitigate the risks of secondary displacement.

Those who cannot recover at their place of origin often go through multiple displacements beginning at ECs moving to ‘tent cities’ or spontaneous settlements then to relocation sites and ultimately to resettlement sites. Others become vulnerable migrants either returning to places that could not economically sustain them before or heading to large urban centers. For all groups, vulnerability significantly increases as they become disconnected from previously existing networks and coping strategies. It is critical to avoid people going through multiple displacements and that durable solutions, which require both humanitarian and development inputs, be found as quickly as possible. It is also critical to avoid people going through multiple displacements and that durable solutions which require both humanitarian and development inputs be found as quickly as possible. It is also critical that any movement of people be voluntary, free, informed, and dignified. Resettlement should only be considered as a last option after other possibilities including host family support has been explored. After the caseload of those who cannot or will not return has been quantified, resettlement sites must be identified quickly and this process must be done in consultation with any community which may subsequently reside there as well as surrounding communities. Sites should be near livelihoods, existing social services, and infrastructure.

In order to ensure accurate targeting and consultation with the affected women, men, girls and boys all cluster partners will commit to meeting these minimum gender standards. These will be reflected in wide cluster operations as well as in all cluster projects:

- Continuous collection, analysis and application of sex- and age-disaggregated data (SADD)
- Foster male-female teams as site managers, DTM assessors and displacement management focal points
- Ensure codes of practice and complaints mechanisms exist to enable response to sexual exploitation and abuse and SGBV.

STRATEGIC OBJECTIVE 2: Families with destroyed or damaged homes, including the displaced population, attain protective and sustainable shelter solutions.

STRATEGIC OBJECTIVE 4: Mortality and morbidity increases and outbreak of communicable diseases are prevented through immediate access to basic water, sanitation, hygiene, nutrition and health services.

Cluster objective 1:

Coordination mechanisms are able to facilitate multi-sectoral assistance through identifying gaps and enabling response at the operational level by service providers throughout the length of this plan.

Outcome-level indicators and targets

1.1. 100% of ECs, spontaneous settlements and other displacement sites have male-female focal points and site managers in place within 3 months to identify and refer urgent needs to sectoral service providers.

1.2. 100% of displacement sites are reached by joint DSWD-CCCM Displacement Tracking Matrix rolled out to provide crucial data on displaced population demographics (disaggregated by age and sex), sectoral needs, (including protection and gender issues), population movements and conditions in the displacement sites to rapidly identify sectoral gaps and refer urgent needs to relevant clusters for their immediate action, ensuring the needs of men, women, boys and girls and vulnerable groups are identified.

Top-priority activities:

Activity	Locations	Indicator	Target
DTM rolled out with regular reporting on population demographics disaggregated by age and sex, vulnerabilities, living conditions, movement, needs, SGBV incidents, protection concerns & critical gaps	Regions VI, VII and VIII	% of displacement sites covered by DTM	100%
		Frequency of DTM reports	monthly
Identification of male-female focal points in sites to enable coordination with service providers even when Site Management is not available	Regions VI, VII and VIII	% of displacement sites with male-female focal points in case of absence of Site Manager	100%

All other:

Activity	Locations	Indicator	Target
Provision of 3W lists to male-female focal points and site managers to enable referral of unique needs and concerns of displaced men, women, boys and girls and other vulnerable groups	Regions VI, VII and VIII	% of displacement sites receiving 3W lists	100%
DTM reports with in-depth analysis of human mobility and displacement to inform strategic longer term planning, linked with Migration Outflow Desks (MODs)	Regions VI, VII and VIII and locations of displacement outside affected areas	Frequency of DTM reports	2.5 months

Cluster objective 2:

To contribute to the overall improvement of two way communication and access to local community structures by formalizing and supporting DFPs and SGBV focal points within local government structures at city/municipal and barangay levels

Outcome-level indicators and targets:

2.1 Over 70% of the displaced population inside and outside ECs and the most severely affected barangays have access to DFPs and two-way communication channels to facilitate addressing of their immediate needs, protection and recovery concerns within 6 months, and 100% within 12 months.

2.2 100% displacement sites and prioritized barangays in the 10 most affected municipalities have site management coverage through the formalization of DFPs to enhance assistance structures for IDPs outside ECs.

2.3 Displaced population has access to SGBV focal points identified by site managers or DFPs in 100% of sites within 6 months.

2.4 Site Managers and DFPs are knowledgeable of multi-sector assistance available for displaced population disaggregated by sex and age, and able to share information, with particular emphasis on SGBV; shelter; health; feedback and accountability mechanisms, and durable solutions.

Top-priority activities:

Activity	Locations	Indicator	Target
Establishment of site management in displacement sites to ensure coordinated assistance, assessment of return intentions and referral of needs and concerns (e.g. SGBV, gender-specific needs, SEA, protection, health), and population data disaggregated by sex and age to local authorities and humanitarian service providers	Regions VI, VII and VIII	% of displacement sites with displacement site managers or DFPs	100%
		% of displacement sites with sex and age disaggregated population figures	100%
Formalization and support of male-female displacement management focal points (DFPs) in barangays, to focus on management of displacement outside camps, in collaboration with DSWD and LGUs, to facilitate IDP access to basic community services (food, water, health, shelter)	Barangays with displacement in the 10 most affected Municipalities, including the cities of Tacloban, Roxas, Cadiz, Sagay, Passi, Ormoc	% of barangays with DFPs for management of displacement outside camps	100%

All other:

Activity	Locations	Indicator	Target
Male-female site managers support establishment of dedicated male-female focal points for issues such as GBV and distributions as part of site governance structures	Totality of Regions VI, VII and VIII	% of evacuation center and male-female DFPs trained	60%
Call center set up, complaint mechanism, and feedback mechanisms established to allow two-way communication between displaced communities, especially vulnerable groups, and the humanitarian community	Totality of Regions VI, VII and VIII	% of displaced families receiving follow up following call center outreach to ECs and other displaced communities	100%
		Frequency of updates of information booths and billboards (including Code of Conduct published prominently on information booths)	4x/month

Cluster objective 3:

To improve the overall capacity of DSWD and LGUs to support longer-term recovery and durable solutions of displaced populations

Outcome-level indicators and targets

3.1. 2,000 DSWD and LGU staff receive displacement management capacity training, technical support, (including mainstreaming SGBV), and transfer of tools related to site management and DTM in all remaining displacement sites within 12 months.

3.2. 100% of IDPs willing to voluntarily return or relocate are supported with information, and if required, provided with transportation assistance

3.3. DTM adapts to specific requirements of displaced population, Government of Philippines and humanitarian actors in order to inform longer term needs and durable solutions as evidenced by number of requests actioned

Top-priority activities:

Activity	Locations	Indicator	Target
Training on existing IOM/DSWD tools such as DTM, Manual for Management of Evacuation Centers, Capacity Building plan and activities based on Joint Memorandum on Evacuation Center Management Guidelines with SGBV streamlined	Regions VI, VII and VIII	Number of people newly trained on CCCM	2,000
Identification of return options based on type of land tenure, environmental conditions, recovery options and protection issues among other factors.	Regions VI, VII and VIII	Proportion of identified potential return areas assessed	100%
Support to return for vulnerable cases (i.e., UAMs, pregnant teenagers, LGBTI discrimination, SGBV, trafficking, child labor, and other identified vulnerable groups) requiring catered assistance	Regions VI, VII and VIII	Proportion of vulnerable IDPs reached through information campaigns	100%

COORDINATION



Contact information: David Carden (carden@un.org; +63-2-901-0265)

Humanitarian response to Typhoon Haiyan (Yolanda) currently includes over 110 regional and international actors representing the United Nations system, Red Cross/Red Crescent Movement, NGOs, and foreign militaries working in support of a Government-led response. Member States and large numbers of private sector entities are also providing humanitarian aid. Following the usual practice in the Philippines, international and regional actors are organizing themselves to complement national response mechanisms, including through eleven Government-led humanitarian clusters at the national level. This major response requires robust coordination to ensure close linkages between cluster and to the Government of Philippines and national responders. To ensure a coordinated effort at the provincial and municipal level, coordination hubs have also been established in six field locations in the affected areas.

With regard to inter-sectoral coordination, dedicated capacity will be established to improve collaboration among clusters and Government counterparts in key elements of the response, including humanitarian programme cycle (i.e. needs assessment, strategic planning, implementation, resource mobilization, monitoring and accountability), information management, and advocacy, civil-military coordination, Communication with Communities (CwC), Accountability to Affected Populations (AAP), public-private partnership (PPP), cash transfer programming and NGO liaison. The Coordination cluster partners will also facilitate safe, secure and timely access to people in need and form strategic partners with agencies with expertise in cross-cutting issues such as gender to advocate thematic issues across the clusters.

Priority activities will include:

(NB: these activities will support all five Strategic Objectives).

- Ensure robust and strategic coordination through the humanitarian mechanism of the Government, HCT and clusters at the national and local levels. Coordination hubs are established in Tacloban, Guiuan, Ormoc, Cebu and Roxas, and the size and location of these hubs will be adjusted according to evolving coordination needs.
- Provide direct support to humanitarian leaders (i.e. Humanitarian Coordinator, Deputy Humanitarian Coordinator, HCT and cluster coordinators) to take decisions, by providing reliable information and analysis on key humanitarian issues.
- Coordinate assessments, strategic planning, resource mobilisation and monitoring through the Humanitarian Programme Cycle. In the process, strengthen needs-based strategic planning, prioritization, use of IASC Gender Marker, NGO participation, integration of resilience and environmental issues in humanitarian programming, and monitoring and accountability.
- Advocate for principled humanitarian action and share relevant best practices.

- Contribute to an enabling operating environment for humanitarian partners through comprehensive monitoring, assessments, reporting and communication systems.
- Support humanitarian civil military coordination in Manila and humanitarian hubs to facilitate dialogue with national and foreign military contingents and the use of military assets in support of relief operations.
- Establish mechanisms to improve a two-way communication between the humanitarian community and the affected people.
- Advocate with the Government and cluster partners to develop a road map for the continued collection, use and analysis of sex- and age-disaggregated data, in partnership with protection and gender responders.
- Enhanced analysis of context affecting vulnerability, including environmental risks and gender, and recommendations to mitigate these will be conducted.

EARLY RECOVERY & LIVELIHOODS



Lead agencies: OCD & DSWD
Co-leads: UNDP & ILO



PEOPLE IN NEED
2.6 million



PEOPLE TARGETED
400,000



REQUIREMENTS (US\$)
117 million



OF PARTNERS
20

Contact information: Toshihiro Tanaka (toshihiro.tanaka@undp.org; +63-2-901-0236) & Jeff Johnson (johnsonj@ilo.org; +63-2-580-9919)

People affected by Super Typhoon Haiyan have already begun their own recovery process with the limited resources available. Early recovery and livelihoods support to these people will capitalize on this initiative, augment the humanitarian relief and rebuild lives. The Typhoon impacted 9 regions, 44 provinces and nearly 600 municipalities, of which 171 municipalities are located 50 km on each side of the path of the typhoon. The impact on communities has been enormous with lost lives and destroyed physical, social and government infrastructure, which has led to a drastic reduction in basic services and livelihood opportunities. Previously marginalised groups have become even more vulnerable. Half of the workforce in the affected areas was employed in the service sector, the agriculture sector accounted for 33% while the industrial sector accounted for 16% of the employed. A lot of families have lost their jobs or livelihoods.

The Early Recovery (ER) and Livelihoods cluster strategy focuses on the rapid restoration of access to affected communities and supports local markets to recover and function through the quick injection of cash, mainly through emergency employment, in the initial response period (target: 260,000). From there the strategy supports the transition into sustainable livelihood activities and the resumption of government functions supporting local communities while building resilience (target: 140,000). The linking of emergency employment to restoration of community assets and further livelihood support strengthens the overall impact. The cluster targets individuals and communities as a whole (total target: 400,000).

Immediate needs of disaster-affected communities will be addressed by the cluster plan within the next six months through the clearance of vast amounts of debris using a mix of labour and capital intensive activities (emergency employment, which includes cash for work, social protection and occupational safety and health measures). Debris clearance and reconstruction of service infrastructure will re-establish access to schools, health facilities, community infrastructure, productive assets, markets, roads and homes. Innovative and environmentally friendly waste management will promote debris recycling for reconstruction of shelters and community assets.

Six million workers were directly affected by the Typhoon. An estimated 2.6 million men and women were in vulnerable forms of employment prior to the disaster. Rapid solutions to reviving livelihoods and place the communities on the right path is a key humanitarian intervention. Vital inland and coastal businesses need to be restored and the market economy stimulated. Opportunities for decent and productive employment will need to be created, which includes immediate income and social protection for women and men. This is vital for ensuring the local economies are placed on a sustainable recovery path. The recovery of sustainable livelihoods will be supported by a combination of (i) repair and construction of productive infrastructure and community assets, environmental rehabilitation and improvement works; (ii) assessment of alternative livelihood opportunities and skills training to facilitate people to move out of vulnerable employment; (iii) re-establishment and strengthening of micro-and small/medium sized enterprises, anchored by local government's plan for an economic recovery plan.

Support to government offices, notably Department of Social Welfare and Development (DSWD), Department of Labour and Employment (DOLE), including its Public Employment Service Offices, and Local Government Units (LGUs), to coordinate, plan and deliver service more effectively will ensure an accountable humanitarian response. Further support for strengthening local governments' planning capacity for local economic development, disaster

risk reduction and improving risk mitigation measures will anchor the sustainable and disaster resilient recovery process.

Where and how will it work: Early recovery and livelihood interventions will unfold across the affected areas of Palawan, Aklan, Antique, Capiz, Iloilo, Negros Occidental, Cebu, Bohol, Eastern Samar, Samar and Leyte.

Identification of sites for debris removal, safe waste management and rehabilitation activities are done in support of government at the local level in situ, and in collaboration with the Agriculture, Shelter, Education and Health Clusters. Using the government's (DOLE/DSWD) lists of vulnerable families and target workers to inform the emergency employment programmes will ensure that vulnerable groups have equitable access to work. Inter-cluster arrangements with the Shelter Cluster and relevant authorities will ensure appropriate recycling of waste/debris (e.g. lumber) for reconstruction of homes.

Emergency employment will support and complement the work of DOLE and DSWD, following their guidance in terms of minimum wage and social protection coverage as well as ensuring occupational safety and health. The sites and beneficiaries will be identified in close coordination at the municipal level and the other clusters, notably Food Security and Agriculture, Health, and Shelter. Short-term skills training to support emergency employment and assessments of skill gaps/requirements, and skills training will be conducted in close collaboration with the Department of Labor and Technical Education and Skills Development Authority (TESDA).

The Early Recovery and Livelihoods Cluster will coordinate with the Food Security/Agriculture Cluster, Education, Emergency Shelter and the Cash Working Group to ensure thematic and geographic complementarity. The humanitarian response will be informed by needs, differentiated dialogue and communication with women and men in the affected communities and analysis of their specific vulnerabilities. Feed back to and evaluation by the communities will improve implementation and accountability.

STRATEGIC OBJECTIVE 3: Women and men whose livelihoods or employment have been lost or severely impaired regain self-sufficiency, primarily with the restoration of local economies, agriculture, and fisheries

Cluster objective 3A:

Create physical access to homes, communities and services through debris clearing and safe waste management & recycling

Outcome-level indicators and targets

of men and women engaged in cash for work - Target: 150,000

Physical access to critical public facilities (schools/clinics/barangay halls etc) in 43 municipalities

Top-priority activities:

Activity	Locations	Indicator	Target
Debris clearing and safe waste management around health/education facilities and other public facilities.	Palawan, Aklan, Antique, Capiz, Iloilo, Negros Occidental, Cebu, Eastern Samar, Samar, Leyte	# of people employed through CFW disaggregated by sex	100,000 (40% women)
		# schools accessible after debris clearing	Agreed with LGU/ Education Cluster
		# hospitals accessible after debris clearing	Agreed with LGU/Health cluster

Activity	Locations	Indicator	Target
		# public places accessible after debris clearing	Agreed with LGU
Debris clearing and safe waste management for productive areas: agricultural areas, irrigation canals, jetties, coastal areas etc.	Palawan, Aklan, Antique, Capiz, Iloilo, Negros Occidental, Cebu, Eastern Samar, Samar, Leyte	# of municipalities where productive areas have been cleaned	43
		# of people employed through CFW disaggregated by sex	25000 (40% women based on further assessments)

All other:

Activity	Locations	Indicator	Target
Debris clearing and recycling for shelter including processing of fallen trees – for shelter construction	Palawan, Aklan, Antique, Capiz, Iloilo, Negros Occidental, Cebu, Eastern Samar, Samar, Leyte	# of people employed through CFW disaggregated by sex	25000 (40% women)

Cluster objective 3B:

Provision of emergency employment within first four months to meet basic needs, extend social protection coverage, ensure that occupational safety and health standards are applied and infuse cash to stimulate the local economy

Outcome-level indicators and targets

of women and men receiving emergency employment – Target 260,000

(This target figure refers to the total number of women and men receiving emergency employment, including those targeted in 3A and 3C)

Top-priority activities:

Activity	Locations	Indicator	Target
Restoration of public spaces and economic infrastructure through provision of emergency employment, social protection and ensuring occupational safety and health standards	Regions IV-B: Coron, Palawan Busuanga, Palawan	No. of affected vulnerable workers engaged in the restoration of public and economic infrastructure and their workdays	140,000 affected and vulnerable workers
	Region VI: Manapla, Negros Occidental Cadiz, Negros Occidental Sagay, Negros Occidental Escalante, Negros Occidental Pilar, Cadiz Concepcion, Iloilo Aklan Antique	No. of public spaces and infrastructure functioning	70% of restored public infrastructure and community assets are functioning in Regions IV-B, VI, VII, VII
	Region VII Madrdejos, Cebu San Remegio, Cebu Medellin, Cebu Daanbantayan, Cebu Bogo, Cebu Tabagon, Cebu	Percentage of Philhealth and SSS registration increase in target areas before Typhoon Yolanda	20% increase in new registrants in SSS and Philhealth within affected regions
Short-term skill training to support emergency employment activities	Region VIII Ormoc, Leyte Tacloban, Leyte Sta. Rita, Samar Basey, Samar Marabut, Samar Lawaan, Eastern Samar Balangiga, Eastern Samar Giporlos, Easter Samar Quinapondan, Eastern Samar Salcedo, Eastern Samar Mercedes, Eastern Samar Guiuan, Eastern Samar	Number of people completed training by sex, age groups and type of skills	10% or 26,000 vulnerable and affected workers trained.

Cluster objective 3C:

Support sustainable local economic recovery by directly assisting communities and the government at the local level to restore and diversify their livelihood activities.

Outcome-level indicators and targets

of typhoon affected people benefiting from increased incomes, through rapid economic recovery – Target: 22,000 individuals (men/women)

Top-priority activities:

Activity	Locations	Indicator	Target
Repairing productive infrastructures and community facilities, environmental rehabilitation and improvement works	Region IV-B, Palawan: Coron, Busuanga Region VI, Negros Occidental: Manapla, Dadiz, Sagay, Escalante, Pilar, Concepcion, Iloilo, Aklan, Antique, Region VII, Cebu: Madridejos, San Remigio, Medellin, Baanbantayan, Bogo, Tabagon Region VIII Ormoc, Leyte: Tacloban, Sta Rita, Samar: Basey, Marabut, Lawaan, Eastern Samar, Balanagiga, Giporlos, Qunapondan, Salcedo, Mercedes, Guiuan	# of affected population re-engaged in the fishing/farming industry (sex disaggregated) Target infrastructure operational	10000 40% women Within 12 months
Re-establish micro and small/medium sized enterprises through entrepreneurship training, business development services (BDS, including financial services) enhancement for entrepreneurs		# of formal/informal entrepreneurs (Disaggregated by sex and age) supported # of enterprises re-established # of people employed in supported enterprises	10,000 40% women 60% of re-established businesses are still functioning after 6 months of inception 10,000 40% women

All other:

Activity	Locations	Indicator	Target
Development and delivery of skills training plans to facilitate people to move out of vulnerable employment		# of people completed skills training by sex, age and type of skills # people who are engaging in alternative employment and/or diversified livelihoods activities	50% of those trained engaged in alternative employment after 6 months of training completion

Cluster objective 3D:

Support restoration of Local Government Units and community services to coordinate and manage the humanitarian response, reduce risks and increase resilience

Outcome-level indicators and targets

of affected people estimated in targeted municipalities who will benefit from improved government and community services – Target 140,000

Top-priority activities:

Activities	Locations	Indicator	Target
Rapid restoration of critical community infrastructure	Palawan, Aklan, Antique, Capiz, Iloilo, Negros Occidental, Cebu, Eastern Samar, Samar, Leyte	# of affected people benefitting from infrastructure improved	140,000
Support to local government capacity to plan, coordinate, respond, rehabilitate and strengthen DRR	Palawan, Aklan, Antique, Capiz, Iloilo, Negros Occidental, Cebu, Eastern Samar, Samar, Leyte	# of economic recovery plan and disaster risk reduction plans produced by LGUs	43
		Specific participatory mechanisms/plans in place in LGUs for coordination and prioritization of recovery efforts	To be agreed upon further assessment
		# of Local government staff trained in disaster risk reduction (sex disaggregated)	To be agreed

All other:

Activities	Locations	Indicator	Target
Community based disaster risk reduction and resilience building		# communities trained in disaster risk reduction (women/men)	100 communities (targeting women/men)
Small scale physical rehabilitation to severely affected local government units (small scale repairs, equipment, supplies)	Palawan, Aklan, Antique, Capiz, Iloilo, Negros Occidental, Cebu, Eastern Samar, Samar, Leyte	# of LGUs in severely disaster hit rehabilitated with small scale repairs	43
		# of LGUs with basic supplies and equipment functioning	43

EDUCATION



Lead agencies: Department of Education
Co-lead agencies: UNICEF and Save the Children



PEOPLE IN NEED

1.3 million



PEOPLE TARGETED

550,000



REQUIREMENTS (US\$)

46million



OF PARTNERS

6

Contact information: Tomoo Hozumi, UNICEF Representative (thozumi@unicef.org; +63-2-901-0124), Ned Olney, Country Director (ned.olney@savethechildren.org; +63-2-8532142)

Education was severely impacted by Typhoon Haiyan. While figures are still changing, according to Department of Education (DepEd) figures of 4 December, 18 school divisions in Region IV-B, VI, VII and VIII are hardest hit and priority areas for response. 1,853 public schools report being damaged; these schools had a total pre-crisis enrollment of 1,318,654 and a total of 41,014 teachers, the large majority women. Of the total number in children enrolled in school, 52 percent were girls and 48 percent boys while 72 percent were enrolled in elementary school and 28 percent in secondary. Net enrolment rates in Mimaropa and the Visayas ranged between 89-96 percent at elementary level, and between 55-58 percent at secondary level (public and private schools combined), with slightly higher rates for girls at both levels, indicating underlying gender issues.

Of the 1,853 schools, 11,128 classrooms sustained damage with 7,448 classrooms being partially damaged and 3,879 destroyed or sustaining major damage. The majority of these schools (1,023 or 55%) are in Region VIII. Day-care centers have equally been devastated affecting Early Childhood Development (ECD) services for the 3-5 year age group. DepEd is re-opening schools to provide safe and protective environments for children, psychosocial support, continuation of learning, and an opportunity for communities to come together, but these efforts are hampered by the scale of need and constraints.

DepEd has a four-phase plan which provides the framework for the Education Cluster: 1. activation of offices and personnel tracking; 2. personnel care; 3. back to school; 4. (longer-term) rehabilitation. Education Cluster support as requested by DepEd will mostly focus on the return of children and teachers to school towards pre-crisis levels (phase 3), and also includes interventions pertaining to phase 1 and 2. The cluster objectives (access, quality and governance), are aligned with DepEd objectives for education in the Philippines including during emergencies.

The estimated 1.3 million people in need correspond to pre-crisis enrolments at elementary and secondary levels. The Education Cluster's strategy is to restore access to gender-responsive education and ECD services for 500,000 children and youth in the most affected areas, contributing to the government's Back to School effort, or 38 per cent of estimated people in need, commensurate with cluster targets in previous emergencies in the Philippines. Targets are differentiated at activity level, as not all interventions will reach all children.

The Education Cluster's strategy will support restoring access by establishing temporary learning spaces (TLS) and debris clearing and minor repair to school buildings, in collaboration with local government, communities, and the Early Recovery and WASH clusters. This will include TLS at evacuation centres, and working with Shelter and CCCM in planning for decongestion of schools used as evacuation centres, with attention to access for children with disabilities. In addressing the quality of education and ECD services, children and their teachers/day-care workers will receive a range of education supplies and learning materials to replace lost materials. Psychosocial

support to deal with the emotional distress of teachers and students is a key area of intervention, in collaboration with Child Protection, including attention to mitigating age and sex specific vulnerabilities and risks and vulnerabilities including GBV and disability. Special attention will be paid to life-skills programmes that address emergency specific needs, such as health and hygiene promotion. To strengthen capacities at sub-national level, the Education Cluster will provide materials, equipment to local offices, as well as technical support on DRR, school-risk assessments, monitoring and enrolment/drop-out tracking using SADD, and documenting lessons learned.

STRATEGIC OBJECTIVE 5: Affected people quickly regain access to community and local government services including basic education and a strengthened protective environment.

Cluster objective 5A: ACCESS

Improved access to adequate elementary, secondary education and day-care services in safe and protective temporary or transitional learning spaces and schools in the most affected areas, with particular attention to marginalized groups and age-specific needs of girls and boys

Outcome-level indicators and targets

Indicator: # of emergency affected children and youth (3-5, 6-11, 12-17 years old, by m/f) regaining access to day-care/ECD and learning spaces/schools in affected areas.

Target: 340,000

Top-priority activities:

Activity	Locations	Indicator	Target
Establish Temporary Learning Spaces through the provision of tents, makeshift shelters and other temporary/ intermediate school shelter solutions, community mobilisation, including appropriate sex/age appropriate WASH facilities (with WASH Cluster), including at evacuation centre sites	The most affected municipalities in 18 school divisions in Regions IV (Palawan), VI (Aklan, Antique, Cadiz City, Capiz, Escalante City, Iloilo, Passi City, Roxas City, Sagay City, San Carlos City), VII (Cebu Province, Bogu City) and VIII (Eastern Samar, Leyte, Samar, Ormoc City, Tacloban City).	# Temporary Learning Spaces established in affected area	5,000 TLS
Undertake debris clearing (with Early Recovery cluster) and undertake minor repairs to school infrastructure assessed to be structurally safe and useable (with DepEd, Shelter, Early Recovery cluster), repair/installation of sex/age appropriate WASH facilities (with WASH cluster)	The most affected municipalities in 18 school divisions in Regions IV (Palawan), VI (Aklan, Antique, Cadiz City, Capiz, Escalante City, Iloilo, Passi City, Roxas City, Sagay City, San Carlos City), VII (Cebu Province, Bogu City) and VIII (Eastern Samar, Leyte, Samar, Ormoc City, Tacloban City).	# of damaged schools/classrooms /learning spaces cleaned, rehabilitated and reopened in affected area	3,500 classrooms

Cluster objective 5B: QUALITY

Quality age-appropriate learning for girls and boys that provides emergency specific life skills, psychosocial support, alternative learning models, and transition to formal education, anchored in curriculum standards and competencies.

Outcome-level indicators and targets

Indicator: # of emergency affected children and youth (3-5, 6-11, 12-18 years old, by m/f), teachers and day-care workers receiving education/ECD supplies and learning materials in affected areas. Target: 550,000

Top-priority activities:

Activity	Locations	Indicator	Target
Provide ECD and education, recreation supplies/materials/ kits to ensure learning and recreation for children/ students	The most affected municipalities in 18 school divisions in Regions IV (Palawan), VI (Aklan, Antique, Cadiz City, Capiz, Escalante City, Iloilo, Passi City, Roxas City, Sagay City, San Carlos City), VII (Cebu Province, Bogo City) and VIII (Eastern Samar, Leyte, Samar, Ormoc City, Tacloban City).	# of students/teachers provided with various education supplies and materials(M/F)	500,000 students, 30,000 education staff
Provide appropriate teaching and learning materials, including for non-formal, and life skills related programmes			
Training of teachers, principals, day-care workers and other education personnel on use of learning materials including ADM, life skills including health/hygiene promotion, DRR, return to curriculum-based learning, multi-grade teaching		# of teachers/other educational personnel in affected areas trained, by programme intervention (M/F)	10,000 education staff
Provide psychosocial support (with CP) for teachers and students through a holistic approach that includes training of teachers on PSS, and community/parental involvement	As above	# of students and # teachers who received PSS support (M/F)	400,000 students, and 10,000 education staff

All other:

Activity	Locations	Indicator	Target
Provide health/hygiene promotion (with WASH), multi-hazard DRR, GBV and other appropriate life-skill related education programmes.	As above	# of emergency affected children and youth receive key messages on emergency life skills (M/F)	100,000 children and youth

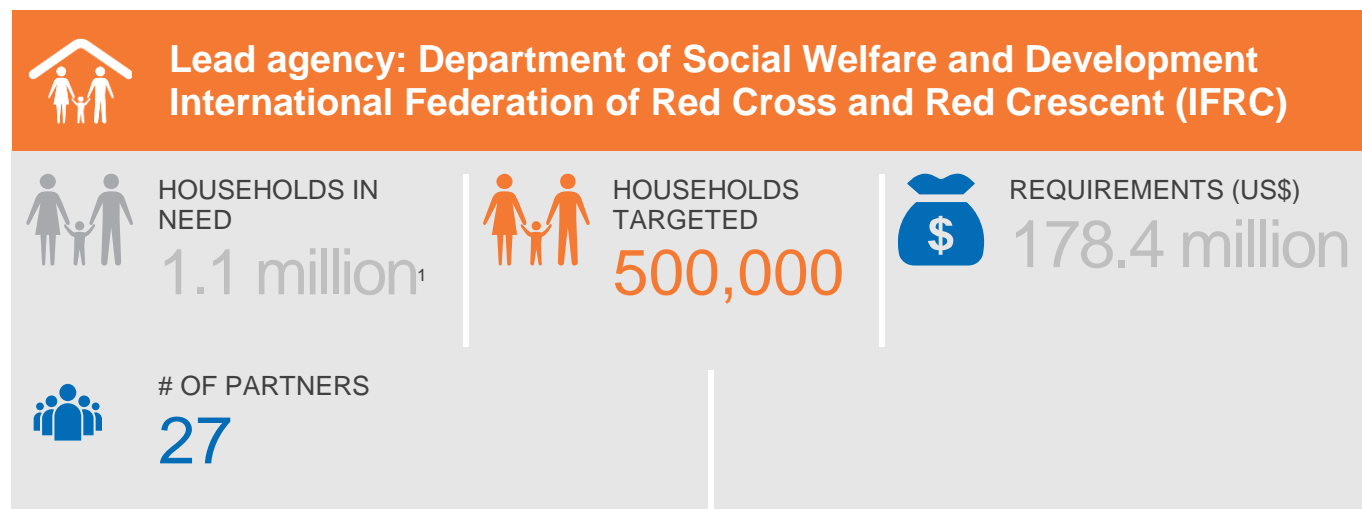
Cluster objective 5C: GOVERNANCE

Increased capacity of national and sub-national DepEd and Social Welfare and Development offices and education clusters to coordinate the restoration of a safe and resilient day-care service and education system

Top-priority activities

Activities	Locations	Indicator	Target
Strengthen the capacities of sub-national and national ECCD and education offices/bodies for assessment, on planning, information management, and other core functions as well as on DRR and risk management (including school risk assessment)	Region VI, VIII	# of affected offices supported	7 offices (2 Regional, 5 Division)
Ensure and strengthen cluster coordination capacity at all levels, including for collaboration with other sectors/clusters, and cross-cutting issues		Cluster performance monitoring score	
Mobilize and capacitate relevant management and teaching staff and school-community stakeholders to adopt and roll out DRR and risk management practices (including school safety standards, learning and school risk assessment)	The most affected municipalities in 18 school divisions in Regions IV (Palawan), VI (Aklan, Antique, Cadiz City, Capiz, Escalante City, Iloilo, Passi City, Roxas City, Sagay City, San Carlos City), VII (Cebu Province, Bogu City) and VIII (Eastern Samar, Leyte, Samar, Ormoc City, Tacloban City).	# of managers/trainers/teaching personnel/school-community committee staff in affected areas trained in DRR (M/F)	10,000 education staff and parent/community members(M/F)

EMERGENCY SHELTER



Contact information: Anna Pont (anna.pont@sheltercluster.org)

Shelter interventions have and will continue to prioritize the most vulnerable households as a result of the typhoon and aim to provide emergency shelter assistance such as tarpaulin or tents to 300,000 households by the end of March 2014 through this plan. Other more durable recovery solutions that promote progressive sheltering principles, including corrugated iron sheets (CGI) and tool distribution, are critical at this stage of the shelter response and will run concurrently with emergency responses through December 2014.

In consultation with all cluster partners (including other major actors not covered in this appeal such as the Red Cross Red Crescent Movement) and DSWD, the government lead for the shelter cluster, a target caseload of 500,000 households has been identified for humanitarian actors to respond to based upon capacities, and requests from government for response. A variety of recovery intervention types are proposed: the supply of materials for roofing and framing, salvaging lumber and debris for re-use, training of skilled and unskilled labor, awareness raising in safer building practices, technical assistance, and cash-based programs. It is key to promote self-recovery solutions that enable displaced and non-displaced households to participate in decisions leading to the incremental restoration of their homes and, ultimately, owner-driven reconstruction practices irrespective of tenure status.

Vulnerable groups that will be prioritized will include households that have totally destroyed and uninhabitable houses, low self-recovery capacity due to poverty, displaced and informally settled or migrated populations, those at risk of relocation due to no-build zones, those in rural areas with low access to construction materials, and those with pre-existing vulnerabilities such as female/single/child/elderly headed households or with disabled family members. In addition, for skills training programming, a vulnerable group identified as young, undereducated and underemployed men should be assisted as a solution contributing to mitigating GBV and delinquency.

The shelter sector will work in close coordination with other sectors, WASH, protection, education, early recovery and livelihoods, to ensure the re-establishment of safe and productive settlements, providing an enabling environment for those most vulnerable. Beneficiaries of shelter solutions will be identified through consultative assessment processes including focus groups and promote equitable participation of men and women of different ages, classes, gender identities and ethnicities. Shelter solutions will be designed and implemented with community participation, taking into account the needs of the most vulnerable and marginalised groups, and promote family safety including GBV mitigation approaches and child safe spaces.

¹ DSWD DROMIC Data, sum of totally and partially damaged houses, 7 December, 2013

STRATEGIC OBJECTIVE 2: HOUSEHOLDS WITH DESTROYED OR DAMAGED HOUSES, INCLUDING DISPLACED POPULATIONS, ATTAIN PROTECTIVE AND SUSTAINABLE SHELTER SOLUTIONS

Cluster objective 1:

Shelter Cluster partners will provide immediate life-saving emergency shelter such as tarpaulin and tents with supporting NFI solutions for the most vulnerable typhoon affected households.

Outcome-level indicators and targets

Number of households that sustained house damage from the typhoon that are currently living in safe, habitable emergency shelter (300,000)

% of households that are satisfied with the emergency shelter support and assistance that they received from humanitarian agencies (80%)

Top-priority activities:

Activity	Locations	Indicator	Target
Distribution of tarpaulins or plastic sheeting to provide roof coverage for households with damaged houses	Regions VI, VII and VIII	# of Households that have been provided a minimum of 1 tarpaulin	285 000
Distribution of emergency tent solutions for households in most affected areas that have damaged houses	Regions VI, VII and VIII	# of Households that have received a tent solution	15,000

All other:

Activity	Locations	Indicator	Target
Training and assistance in the appropriate use of tarpaulins	Regions VI, VII and VIII	# of outreach methods used to convey good practice with tarpaulins	3
Information, education, and communication (IEC) materials on appropriate, safe, building standards are provided to affected populations and implementing agencies	Regions VI, VII and VIII	# of different IEC materials distributed	10
Monitoring to track outcomes of shelter programming including household and gender/vulnerability disaggregated satisfaction, restoration of livelihoods, access to schools, water/sanitation, family health, etc.	Regions VI, VII and VIII	# of monitoring processes during the next year	3

Cluster objective 2:

Shelter Cluster partners will provide support for household self-recovery through incremental housing solutions using consultative, participatory processes.

Outcome-level indicators and targets

Number of households that sustained house damage from the typhoon that are currently living in safe, habitable dwellings resulting from assistance from humanitarian partners (500,000)

% of households that are satisfied with the recovery solutions and assistance that they received from humanitarian agencies (80%)

Top-priority activities:

Activity	Locations	Indicator	Target
Households are provided durable construction materials and tools to contribute to rebuilding or repair to damaged houses	Regions VI, VII and VIII	Number of households that have been provided a durable roof solution	500,000
		Number of supplementary hardware interventions that contribute to durable housing, including tools, wall and structural materials	TBD through assessments
Cash distributions (with monitoring) that are intended to enable households to purchase construction materials or labour that will contribute to progressive sheltering, monitoring disaggregated by usage type	Regions VI, VII and VIII	# HH who have been provided a cash disbursement of 10,000 PHP or more	TBD through assessments

All other:

Activity	Locations	Indicator	Target
Technical assistance on safer building practice delivered at community level	Regions VI, VII and VIII	# of awareness raising and outreach campaigns	TBD
Supporting government with technical assistance on housing, planning and policy on better/safer building approaches.	Regions VI, VII and VIII	# of government departments/units supported	3
		# of service types provided	3
Monitoring to track outcomes of shelter programming including household and gender/vulnerability disaggregated satisfaction, restoration of livelihoods, access to schools, water/sanitation, family health, etc	Regions VI, VII and VIII	# of monitoring processes during the next year	3

STRATEGIC OBJECTIVE 3: People whose livelihoods or employment have been lost or severely impaired regain self-sufficiency, primarily with the restoration of local economies, agriculture, and fisheries

Cluster objective 3:

Shelter Cluster partners will provide support to build community-level capacity to rebuild or repair housing damaged by the typhoon including alternative supplies of materials, increasing labour supply, and ensuring appropriate access to building areas is available.

Outcome-level indicators and targets

Assist rapid economic recovery in Typhoon affected areas (coastal, inland) (coordinated with the Early Recovery Cluster).

Top-priority activities:

Activities	Locations	Indicator	Target
Cash for work programs that support recovery of salvageable material and disposal of unusable debris, with a particular focus on young underemployed males	Regions VI, VII and VIII	# of individuals employed for salvageable/debris material recovery	5000 people
		% of employed individuals who are young males	40%
Training of local carpenters, labourers, plumbers, electricians to be used in repair and reconstruction efforts	Regions VI, VII and VIII	# of individuals trained	5000
		# of trainings held	TBD through assessment
		% of employed individuals who are young males	TBD through assessment

EMERGENCY TELECOMMUNICATIONS



Contact information: Karen Barsamian (philippines.ETC@wfp.org)

Following the emergency situation caused by Typhoon Haiyan in 2013, initial findings showed that the national telecommunications system and services in-country were destroyed in the affected area with no confirmed timeframe on the restoration of these services by national operators.

The Emergency Telecommunications Cluster (ETC) was activated in the Philippines with WFP as the lead agency and an ETC coordinator and an ETC NGO Coordinator were deployed on 9 November. The first assessments conducted in Tacloban, Cebu and Roxas City confirmed the gaps in telecommunications in those locations and requirements for data connectivity to support the influx of humanitarian workers operating in the common operational locations. The availability of reliable and independent data and voice communications services were recognised as priority areas for a successful humanitarian response.

ETC is providing security telecommunications, voice and data connectivity services to the humanitarian community to improve the operational environment in support of decision making in Cebu, Guiuan, Roxas City and Tacloban. ETC has also been liaising with local authorities for importation of emergency ICT equipment and approval of licenses that may be required.

ETC activities are coordinated in close collaboration with the humanitarian organizations. Additional locations were provided with common ICT services in Borongan and Estancia in coordination with NetHope and partners activities. ETC partners including emergency.lu, Ericsson Response, MSB, IrishAid, Save the Children, Plan International, OCHA, GSMA, Global VSAT Forum and NetHope (and their partner BT) are supporting shared services in providing personnel, equipment, information and office space to ensure effective deployment of required common operational areas.

The ETC project plans to address these gaps in 5 operational areas, namely Cebu, Tacloban, Roxas City, Guiuan and another location to be confirmed for a six months period. Within the six months timeframe, the ETC expects to have national infrastructure restored and humanitarian organizations operating with their own telecommunications network. The ETC is planning to transition its cluster activities to national entities (Government counterpart and International humanitarian organization established in the Philippines) when gaps are filled and there are no more common ICT requirements addressed to the ETC. Additional locations such as Basey, Ilolio (Concepcion) and Maya are planned to be provided with common ICT services in coordination with NGO partners' projects. The cluster contributes to Strategic Objectives 1 to 5.

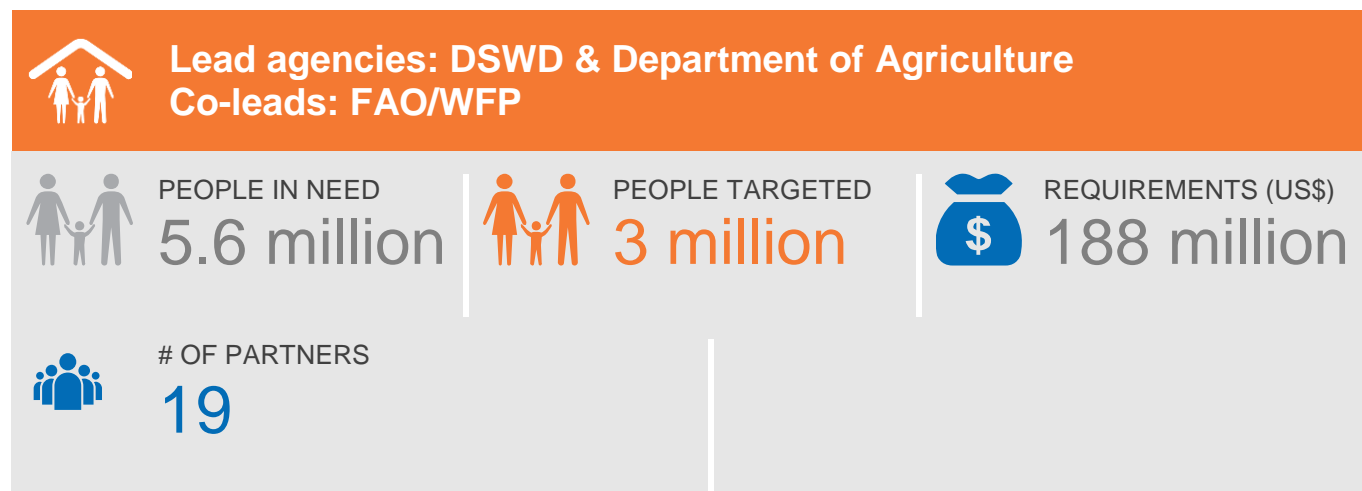
Cluster objective:

The overall objective of the ETC is to improve the capability to coordinate the response, and operate throughout the Philippines and the affected area through the provision of reliable emergency telecommunications and data connectivity networks and services to the humanitarian community.

Top-priority activities:

Activity	Locations	Indicator	Target
Deployment of data connectivity hubs that will provide both data/Internet service and voice communications services to the humanitarian community	Cebu, Guiuan, Roxas city, Tacloban and one additional location	Number of organizations provided with data communications services	40
		Number of common operational areas covered by data communications services	5
Delivery of uninterrupted and resilient power supply solution at common operational hubs where ETC is providing services	Cebu, Guiuan, Roxas city, Tacloban and another location	Number of common operational areas covered by uninterrupted power supply	5
Training of UN and NGO staff (in all new common operational areas) on proper use of "lifesaving" telecommunications tools and services	Cebu, Guiuan, Roxas city, Tacloban and another location	Number of UN agency/NGO staff members trained in ETC services	80
Coordination of emergency telecommunications services	Cebu, Guiuan, Roxas city, Tacloban and another location	Information Management and collaboration platform established and maintained up-to-date	Situation Reports regularly circulated (25) Map updated on monthly basis (6 maps) Emergency Philippines ETC page created and maintained (1)
		Percentage of users reporting delivery of the service as "satisfactory" and within "satisfactory" timeframe	80%

FOOD SECURITY AND AGRICULTURE



Contact information: Jeffrey Marzilli (jeffrey.marzilli@wfp.org)

The cluster will target 3 million people, or 54% of the 5.6 million people estimated by the government to be in some need of food assistance and/or agricultural support. These people, the most critically food insecure as a result of Typhoon Haiyan, are typically small farmers and fisher folk living closest to the center of the storm's path, near coastal areas experiencing high storm surge, and with limited resources and coping mechanisms to meet their immediate needs until livelihoods can be rebuilt. The remainder of people deemed to be in greatest need will be assisted primarily through large-scale, government-led food security interventions and traditional safety-nets. As the typhoon had an extraordinarily severe impact on the region's agricultural and aquaculture infrastructure, the cluster will also prioritise the immediate re-provision of or access to essential agricultural tools and inputs and the rehabilitation of critical infrastructure. A gender and age sensitive approach will be used in the response which will also be mindful and will ensure preventive measures of possible protection risks. Women of all ages tend to be very active in homestead gardening, agro-forestry, seaweed aquaculture, backyard poultry and small ruminant rearing. Furthermore, they perform many activities such as collecting and storing seeds, raising seedlings, planting, watering, fencing, fertilizing, harvesting, processing and marketing of local produce. Encouraging and supporting diversified agriculture and fisheries production systems will increase resilience, enhance food security and nutrition at the household level while also generating a higher household income, especially for women of all ages.

The Cluster will support and be aligned with actions specifically with the response plans of government counterparts, particularly those developed by the Department of Social Welfare and Development and the Department of Agriculture including the Bureau of Fisheries and Aquatic Resources. As such, cluster members will be coordinated to prioritize support activities which complement or help to fill gaps, where the government has identified it further assistance to meet the identified needs of target populations. They will also ensure at all times they take closely into account existing government policies and delivery systems.

The cluster aims to ensure adequate food consumption of affected populations as per their specific needs in the immediate, short and medium-terms, and to support early and medium term recovery of critical agricultural livelihoods as the country rebuilds from the devastation of the worst typhoon in recorded history. The Cluster will be particularly focused on meeting the different needs of people as per their gender, age cycle, levels of abilities and other diversities to ensure equal opportunity to accessing assistance. Affected people with multiple vulnerabilities will be prioritized in all assistance. The Cluster will also take specific steps to ensure Do No Harm and will ensure a protective environment.

The Cluster will engage in the following actions to achieve proper outreach and priorities:

- Adequate coordination in the implementation of activities by cluster partners in order to reach populations in underserved areas;
- Continuous collection of sex and age-disaggregated data with inform percentage targets of male and female of various age groups participation and the way the Cluster assistance benefit them; Sex and Age Disaggregation is recommended as per Sphere standards to capture various age groups appropriately.
 - In-depth assessments that involve all segments of the affected communities across gender, age, disability and diversity will be required in the coming 2-3-month period in both highly and moderately affected areas to better define the profiles and needs of target populations, specifically:
 - Individuals remaining displaced due to total loss of livelihoods and assets; and with little in the way of social support systems to rely on;
 - Other vulnerable groups (specifically those with multiple vulnerabilities and at risk of protection) not adequately covered by existing support programs, and in hard to access areas.
 - Persons with special nutritional needs, drawing from planned assessments conducted by the Nutrition Cluster
 - Distinct roles and capacities of women and men of all ages and various abilities in agriculture, fisheries and related micro, small and medium size enterprises (MSME) in the affected areas will inform participation levels, by sex and age/diversities, within target groups.
 - Different agriculture and fisheries livelihoods subgroups, mainly small scale and subsistence, and inclusive of women and men and across all age groups, with needs specific to their agro-ecological and socioeconomic situation. Important groups identified so far are: small scale and subsistence rice, corn, horticulture, agroforestry and coconut farmers, households keeping homestead gardens, small livestock and poultry, small scale fishers and mariculturists; and small scale fish sellers who are mostly women.
- The Cluster is prioritizing as “high” activities that are both life-saving and time-sensitive, specifically with regards to the immediate provision of food relief to save lives and maintain health, as well as the provision of agricultural inputs and land preparation, which are time sensitive. This is primarily because if planting seasons are missed, farmers will lose their harvest and thus lose their subsistence food supplies and livelihoods in coming months. This is especially the case for rice farmers. Further, fisherfolk typically have no food stocks and rely mainly on their ability to catch and sell fish in order to gain income, and therefore require support immediately in order to access both markets and income.
- In the case of the provision of temporary income and livelihood support, this is particularly time-sensitive due to the massive loss of primary sources of income across the worst-affected segments of the population. Support provided would thus prevent immediate deterioration in health and well-being, as well as nutritional status. In addition temporary labour activities through cash transfer mechanisms in agriculture and fishing communities will be focused on restoring production and rural income generation.
- Specific needs of vulnerable populations, including persons with disabilities, senior citizens, separated children, etc., have been identified at all stages in the delivery of assistance. Transport assistance provided to reach food and other service-distribution points, when required, for vulnerable populations, including persons with disabilities and senior citizens
- Market assessments will help identify and implement adequate responses to ensure beneficiaries receive appropriate economic assistance which facilitates transition from relief to recovery. Targeting of persons who will be receiving various forms of cash-based assistance (vouchers, unconditional and conditional cash transfers and cash for work) requires in-depth market understanding of supply and demand responses.
- Gender, age and diversity dynamics of cash and cash-for-work will be comprehensively explored to ensure equitable reach and access. In cases where head of households are minor, elderly (infirm elderly) or disabled and unable to participate in cash for work activities; assistance will be provided with alternative modalities. Likewise, close links with Protection advisors will ensure that guidance is in place to avoid exclusion of older people, People with Disabilities (PwD) and women from Cash for Work (CFW) activities and that lighter/modified tasks within the scope of these activities are created to guarantee their participation. Although

these people were gainfully employed pre-typhoon, there tends to be a perception that they are not suited to CFW but only to unconditional support. These projects will be designed with activities suitable for people of different ages, genders and physical abilities.

- Furthermore at distribution and work sites (and other platforms for assistance) preventive measures will be taken to ensure protection threats are addressed.
- Rehabilitating agriculture and fisheries livelihoods including post-harvest and marketing, requires a sound appreciation of the dynamics in input markets and selling of products together with strong technical capabilities and linkage with national, regional and local institutions.
- Cutting across agriculture and fisheries activities will be to strengthen self-sufficiency, and to improve nutritional status of affected populations. This is more through indirect nutrition-sensitive approaches to strengthen local food based agriculture, for example through home garden vegetable and fruit production. This will complement integrated efforts to strengthen resilience of farming and fishing communities to potential further typhoons in 2014. Part of this means engaging as much as possible with community groups, to strengthen outreach and also build their capacity as they will always play a central role in any disaster relief situation in the future.
- The cluster partners will provide needs-based quality services, humanitarian accountability including appropriate feedback mechanisms and following up on the feedback from the affected populations, protection from harm and exclusion, dignified and meaningful engagement with men and women of all ages and various diversities; and especially those who remain unreachable in the communities due to lack of access, communication/knowledge gaps, and continuous learning and improvement of humanitarian responders. It will also uphold codes of conduct, including of sustainability and protection of the environment. These principles will be the core of Cluster's response plan.
- The Food Security and Agriculture cluster will coordinate closely with the Early Recovery and Livelihoods cluster in relation to debris removal and repair/restoration of support infrastructure.
- Finally, the Cluster will ensure a sustainable exit strategy by not only aligning the Strategic Response Plan with government's action plans for recovery; but by also establishing strong linkages with various national programmes and schemes, such as social safety net for conditional and unconditional cash transfer.

Locations

Cluster activities will be located in targeted municipalities in all those provinces identified by government as priority areas. These locations span urban, peri urban, coastal, mountain, and rural areas. Activities will be appropriate for each type of location to ensure that the interventions match the dynamics of the specific area.

- Areas located in the central path of the typhoon (all activities) with an emphasis on coastal areas.
- Where most assets have been lost, especially due to the storm surges.
- Wider area covering the broader path of the typhoon, especially in areas exposed to high winds and storm surges (important to agriculture, fisheries, coastal and forestry-based livelihoods) and zones environmentally important for communities (e.g. mangroves and watersheds)
- Those areas also previously identified as exhibiting high levels of food insecurity and vulnerable livelihoods, often remote and with difficult access, such as remote coastal or mountain/forest areas, and small islands
- Areas with high levels of displacement (in- and out-bound), taking into account reasons for displacement and expected duration (considering access to markets, assistance and employment)
- Specific cases such as in Bohol which although not in the main typhoon pathway, was affected, and thus aggravating a situation where people are still struggling to recover from the recent earthquake.

Duration of Activities

Although the bulk of activities covered in this plan will be implemented over the course of 6 months such as food assistance cash transfers, and asset recovery, it is critical to note that certain activities, such as the provision of agricultural support activities, may continue for 9-12 months due to issues such as seasonality and contingent on

the success of farmers in meeting upcoming planting seasons. Additionally, support in the form of food and income assistance to vulnerable groups and the displaced may extend through the year, namely because these groups may take longer to re-establish themselves. Longer-term agriculture activities centred mainly around the restoration of minor infrastructure, services and training, will also continue through the year.

ACTIVITY	HIGH PRIORITY			MEDIUM PRIORITY								
	Month 1	Month 2	Month 3	Month 4	Month 5	Month 6	Month 7	Month 8	Month 9	Month 10	Month 11	Month 12
1.1 General Food Distribution												
1.2 Provision or access to agriculture and fishing inputs (seeds, tools, machineries, boat, gear)												
1.3 Extended food distribution to specific vulnerable groups and communities without access to markets/income												
1.4 Linkage with Government's social safety net												
1.5 Conditional cash transfer to revive/re-store markets and economy (CFW/FFW for debris clearance, asset creation)												
1.6 Provision of nutritional support												
1.7 Restoration and repair of agriculture and aquatic resources (including desilting)												
1.8 Provision of livestock vaccinations												
1.9 Coconut and other plantation crop restoration (tree disposal 1st three months; replanting, intercropping in the medium to long term)												
2.0 Irrigation repair												
2.1 Training and outreach to improve long-term resilience for affected livelihoods, to mitigate threats of future calamities												

STRATEGIC OBJECTIVE 1: TYPHOON-AFFECTED PEOPLE MEET THEIR IMMEDIATE FOOD NEEDS IN WAYS THAT ARE SUSTAINED THROUGH STIMULATION OF MARKETS AND PRODUCTION.

Cluster objective 1A:

To provide immediate support to populations at risk of severe and life threatening food and nutritional deficits through targeted food and cash assistance.

Outcome indicators relevant to this cluster:

Percentage of target population (sex and age disaggregated) that have minimum household food security score of >35

Availability of food basket at pre-crisis prices in targeted areas

Level of rice, maize, vegetable production and yield

Top-priority activities:

Activity	Locations	Indicator	Target
Provision of food relief, especially targeting those who have not yet received assistance and vulnerable groups	• All areas (1-5)	<i>Targeted populations maintain a minimum food consumption score of >35</i>	FCS of >35 in targeted areas
Provision of nutritional support to specific groups such as pregnant and lactating women and children under 5		<i>Number of pregnant and lactating women and children under 5 having received nutritional support</i>	100,000
		<i>% (TBD through assessments) of affected population receive immediate food assistance</i>	2,500,000
		<i>% (TBD through assessments) of persons identified as the most food insecure and vulnerable receive continued food assistance</i>	1,300,000
		<i>Number of Disabled People's Associations and Senior Citizen's associations assisting in the identification of vulnerable persons for food distributions, by sex and age</i>	50
Provision of food relief to vulnerable persons, such as aged persons, persons with disabilities and people with chronic illnesses		<i>Number of persons with disabilities, aged people, and people with chronic illnesses having received food</i>	225,000

Cluster objective 1B:

To improve access to and availability of food for the most affected, food insecure, and vulnerable segments of the population in target areas and to prevent nutrition deterioration of groups with special nutritional needs

Relevant outcome indicators to the cluster:

- Level of income levels compared to pre-typhoon levels for urban and rural populations
- Percentage of affected households in rural areas that have regained or diversified pre-typhoon livelihoods.
- Vulnerable people, including persons with disabilities and senior citizens have been included in all restoration activities including access to livelihood and markets, to rebuild inclusive public services, and inclusive infrastructure, necessary

Top-priority activities:

Activity	Locations	Indicator	Target
Temporary income support, such as conditional/unconditional cash transfers, cash for work, food for work and vouchers, provided especially to wage labourers, the landless, and small-holder farmers	• All areas (1-5)	<i>Number of persons reached with income support (disaggregated by sex and age and type of income support)</i>	2,000,000
		<i>Minimum food consumption score of .>35 in target areas</i>	>35 in targeted areas
		<i>Decrease in % household income spent on food among targeted populations</i>	Average of <50% income spent on food
		<i>Number of vulnerable persons (i.e. single-headed households, persons with disabilities, aged persons, those with chronic illnesses) having received income support</i>	300,000
Restoring assets of targeted people who have suffered total loss of livelihoods	• All areas (1-5)	<i>Reported increase in number of assets restored among targeted households.</i>	+50%

All other:

Activity	Locations	Indicator	Target
Implement indirect nutrition sensitive approaches using interventions directed at local food based agriculture and fisheries systems at household and community level	All areas	<i>Number of households receiving support to agriculture and fisheries accompanied with training to increase nutritional status (disaggregated by sex and age)</i>	55,000

STRATEGIC OBJECTIVE 3: WOMEN AND MEN WHOSE LIVELIHOODS OR EMPLOYMENT HAVE BEEN LOST OR SEVERELY IMPAIRED REGAIN SELF-SUFFICIENCY, PRIMARILY WITH THE RESTORATION OF LOCAL ECONOMIES, AGRICULTURE, AND FISHERIES.

Cluster objective 3A:

Work with affected communities in the restoration of livelihoods of subsistence farmers and fisherfolk, while increasing resilience and reducing risk to future disasters

Top-priority activities:

Activities	Locations	Indicator	Target
Debris removal and repairs in areas necessary to restoring agricultural and coastal livelihoods	Areas 1-3	# of hectares of land cleared in targeted areas, and planted	11,000 ha
Provision of inputs (seeds, tools) for rice, corn and coconut farmers	Areas 1-3	Number of beneficiaries receiving agricultural inputs (disaggregated by sex and age)	585,000
		Number of affected farmers with key agricultural assets repaired (disaggregated by sex and age)	55,000
Restoration and repair of key assets for agricultural and coastal livelihoods production	Areas 1-3	Number of affected fishers with key fishing assets repaired (disaggregated by type of asset and disaggregated by sex and age)	50,000
		Number of fisherfolk with boats repaired and built	50,000
		Number of Barangays with small scale community level support infrastructure, disaggregated by sex and age)	400

All other:

Activities	Locations	Indicator	Target
Repair and restoration of agriculture and fisheries support infrastructures, including minor irrigation systems, and establishment of nurseries and longer-term crops, such as trees	Areas 1-3	Number of Barangays with support infrastructures repaired (disaggregated by type)	1000
		Number of seedlings planted (disaggregated by type)	150,000
Complimentary use of cash to accompany continuing support activities, especially when related to coastal and agricultural livelihoods	Areas 1-3	Number of farmers having received cash that are enrolled in continuing support programmes (disaggregated by sex and age).	90,000
		Number of fisherfolk having received cash that are enrolled in continuing support (disaggregated by sex and age).	120,000

Activities	Locations	Indicator	Target
Training and outreach to improve long-term resilience for affected livelihoods	Areas 1-3	<i>Number of households who have received a training and support package (disaggregated by sex and age)</i>	50,000
		<i>Number of barangays that have received disaster risk reduction training</i>	50
		<i>Number of women trained in food conservation, fish processing and seaweed farming</i>	36,000

HEALTH



Lead agency: Department of Health
Co-lead : World Health Organization



PEOPLE IN NEED
7 million



PEOPLE TARGETED
7 million



REQUIREMENTS (US\$)
79.4 million



OF PARTNERS
15

Contact information: Dr. Julie Hall (hallju@wpro.who.int; +63-2-528-9761)

Rapid health assessments illustrate that more than 2,258 health facilities are no longer fully functioning. A sharp increase in the number of consultations is being observed in those functional facilities that are able to attend to patients. In the affected regions, the top five consultations observed are acute respiratory infections, which accounts for two thirds of the consultations, fever, hypertension, wounds and skin disease.

Reproductive health needs are particularly acute. There are 3.2 million women of reproductive age affected, 230,000 of whom are pregnant and 78,000 are expected to deliver in the next three months. Based on pre-disaster rates, it can be projected that around 10 to 15 per cent of deliveries could have life-threatening complications. Lactating women also require special support to ensure safe infant feeding practices are being observed.

Outbreaks of measles and water borne (e.g. cholera, shigella, hepatitis A and leptospirosis), and vector borne (e.g. dengue) diseases are endemic to the affected regions. Pre-emergency data indicates that children are already vulnerable due to low coverage rate for health services and immunization rates especially for measles and polio. There is a high probability of an increase of number of cases of acute malnutrition among children in severely affected areas. In addition, hypertension is one of the top causes of morbidity among the affected and this highlights the continued care needed for patients with chronic conditions. The disruption of continued care for tuberculosis also increases not only the risk of the patients themselves but also those around who may be exposed to higher risks of contracting the disease.

Assessments have shown that there is an urgent need to increase delivery of mental health and psychosocial support (MHPSS) to the affected population as well as the host communities. In disaster situations, WHO estimates an increase in mental disorders from a projected baseline of 10 per cent to an estimated 15-20 per cent. The DOH has mobilized all its teams to provide support but the number of people in need of further service is of a magnitude that requires increased number of trained personnel.

In short, without a healthy population protected from additional burden of health care costs, the prospects for economic and social recovery of the affected areas are bleak. Protection for the health of the population has been seriously compromised by the destruction of hospitals and health centres as well as severe disruption of essential surveillance and reporting, referral, ancillary support and social protection systems. With the government declaration of a national calamity, the health care services are provided free of charge in the affected areas for the first six months since the typhoon. However, it is important to ensure that after these six months, out of pocket expenditures on health care do not slow economic recovery and drive more families into poverty.

The overall aim is to protect the affected population from excess mortality and morbidity and economic ruin, by re-establishing a robust and equitable primary, secondary and referral healthcare system. The proposed geographic areas of intervention cover more than the 171 priority municipalities as health needs and preventive activities will ensure health security in the respective regions.

To achieve this we must **PROTECT: Protect the population from ruin by reinstating a viable economic structure underpinned by good healthcare that is equitable and resilient.**

This will be achieved by the Health Cluster partners working together under the coordination of the DOH and WHO, according to DOH policies and procedures, and planned to avoid both duplications and omissions in the type and coverage of healthcare provided through four main cluster objectives:

STRATEGIC OBJECTIVE 4: People in the affected areas have immediate access to basic water, sanitation, hygiene and health services to prevent increased morbidity and mortality

Cluster objective 4A:

Provide services to meet the immediate healthcare needs, especially for obstetric and neonatal care, trauma care, mental health and psychosocial support, chronic conditions and infectious diseases.

Outcome-level indicators and targets

Indicator: Proportion of affected population covered by basic health care services

Target: 100%

Top-priority activities:

Activity	Locations	Indicator	Target
Delivery of essential health care services to affected populations and host communities	All affected areas in regions IV-B, VI, VII & VIII	% of affected Municipalities with health services which provide regular OPD consultation (at least 1 consultation per person per year*)	100%
Delivery of quality care to obstetric and neonatal emergencies among affected populations and host communities		% of cesarean sections over expected deliveries, by province	>5%
Providing support for mental health and psychosocial support service delivery to the affected and host population	All affected areas in regions IVb, VI, VII & VIII and host communities	% of secondary level health facilities that provide clinical mental health care	100%

All other:

Activity	Locations	Indicator	Target
Equitable availability of health services across the affected Municipalities	All affected areas in regions IVb, VI, VII & VIII	Number of health facilities* per 10,000 people in affected municipalities *(FMTs, functioning Hospitals, RHU and BHS)	At least 5 health facilities per 10,000

Cluster objective 4B:

Strengthen the alert and surveillance capability based on the existing Surveillance in Post Extreme Emergencies and Disasters (SPEED), PIDSR and event-based surveillance systems to address public health threats, inform provision of health care including immunization and outbreak response.

Top-priority activities:

Activity	Locations	Indicator	Target
Early warning system established for detection and prevention of outbreaks in the affected communities	All affected areas in regions IV-B, VI, VII & VIII and host communities	Proportion of reported alerts responded to within 48 hour time frame	90%
Re-establishment of routine immunization	All affected areas in regions IV-B, VI, VII & VIII and host communities with a specific focus on evacuation centres	Coverage of fully immunized child (IFC)(disaggregated by gender and sex)	90%

All other:

Activity	Locations	Indicator	Target
Hygiene, sanitation and reproductive health promotion through public health information, education and communication (IEC).	All affected areas in regions IV-B, VI, VII & VIII and host communities with a specific focus on evacuation centers	% of affected population provided with IEC products on hygiene, sanitation or reproductive health	90%

Cluster objective 4C:

Establish an equitable basic system of primary and secondary healthcare functions, and access to a tertiary referral system in all areas, without financial barriers to access for affected populations.

Top-priority activities:

Activity	Locations	Indicator	Target
Protect affected population and economy through improved delivery of health services at the local government unit to build back better an equitable health system that is resilient to future emergencies/disasters	All affected areas in regions IV-B, VI, VII & VIII and host communities	% of health facilities accredited by PHIL-Health in the affected regions	30% more than existing number of PHIL-health accredited facilities
Development of a resilient supply chain system for medicines including family planning supplies through a medicines stock management system	All affected areas in regions IV-B, VI, VII & VIII	Medicines stock management system maintained	100%

Cluster objective 4D:

Coordinate and integrate health care with other services and clusters, including social support and infrastructure

Top-priority activities:

Activity	Locations	Indicator	Target
Enhance coordination within and outside the health sector	Manila, Cebu, Tacloban, Roxas, Eastern Samar	Number of operational health cluster coordination hubs	5
Partnering with primary health care organizations and local structures to ensure delivery of care for persons living with disabilities	All affected areas in regions IV-B, VI, VII & VIII and host communities	Number of disabled that benefit from physical and functional rehabilitation services(disaggregated by sex and age)	1,500

All other:

Activity	Locations	Indicator	Target
Addressing the protection needs of the affected including pregnant and lactating women, survivors of sexual and gender based violence, disabled, older persons, young girls and boys, people living with HIV and other chronic infections and non-communicable diseases among the displaced	All affected areas in regions IV-B, VI, VII & VIII and host communities	Number of IDPs and vulnerable persons assisted in referral, discharge and return(disaggregated by sex and age)	2000
Supporting bi-directional referral pathways of patients from the affected areas, supporting their care, discharge and return	All affected areas in regions IV-B, VI, VII & VIII and host communities	Number of local health units provided with support for patient referral and movement	6 RHUs and 45 BHS

LOGISTICS CLUSTER



Contact information: John Myraunet (john.myraunet@wfp.org)

For the first weeks after the landfall of the typhoon the lack of access to the affected areas, due to damaged infrastructure was a significant constraint on the ability of responding organizations to meet the needs of the affected population. Additionally, the geographic area affected by the Typhoon is extensive and includes multiple islands, increasing the severity of logistics constraints on operations. This is further exacerbated by the difficulties in collecting information on the condition of transport infrastructure, and communications problems which limit the ability of humanitarian actors to assess the logistics needs required to support the response. As a result existing transport capacity is stretched, and congestion at key locations like ports, airports, ferry crossings, is hampering relief efforts.

The Logistics Cluster in the Philippines will implement activities to support the Government-led response in coordinating with international and national actors, in order to optimize logistics efforts, and by association, the delivery of various humanitarian aid programmes. This objective will be met through execution of the following activities in response to the typhoon.

Liaise with the Government of the Philippines concerning logistics constraints, minimise duplication of logistics activities, limit congestion, and facilitate access in a structured way to available Civil-Military Assets. Information Management to facilitate the development of a consolidated operational picture, support joint planning and access to common services, and assist humanitarian actors with information requests concerning logistics in the affected areas. Logistics Services are being made available by the Logistics Cluster, through the lead agency, to fill logistics gaps that have been identified by the humanitarian community including: Temporary storage, sea transport, and ad-hoc road transport to address emerging needs as the level of activity across the affected areas shifts in response to changing needs of the affected population. In order for humanitarian personnel to move to the affected areas and conduct assessments UNHAS are providing air passenger service to the humanitarian community.

The Logistics Cluster is working closely with the Government, to augment their logistics capacity in order to support their relief efforts and to ensure hand-over to national authorities and capacity building of staff in emergency response.

STRATEGIC OBJECTIVE: THE LOGISTICS CLUSTER IS SUPPORTING ALL STRATEGIC OBJECTIVES BY PROVIDING SERVICES TO THE HUMANITARIAN COMMUNITY

Cluster objective:

Activities in support of the Government-led response and coordination with international and national actors, in order to optimize logistics efforts, and by association, the delivery of various humanitarian aid programmes

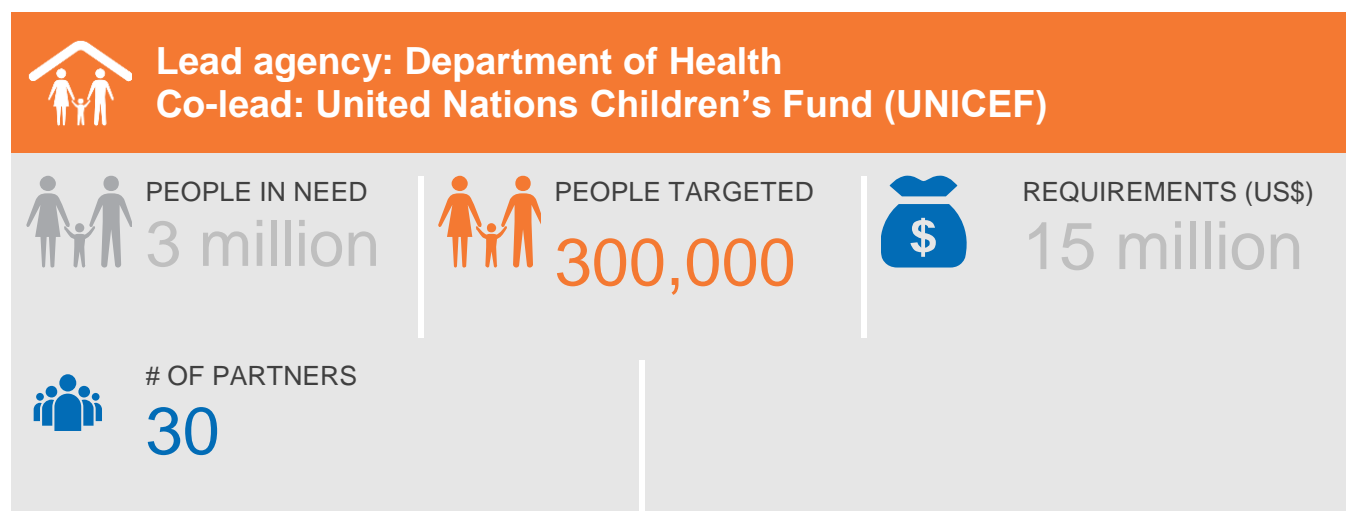
Top-priority activities:

Activity	Locations	Indicator	Target
Road Transport	Leyte & Panay Islands	Volume of cargo moved by road	Not Applicable
Sea Transport	Cebu, Ormoc, Tacloban	Volume of cargo moved by sea	Not Applicable
Common warehousing	Tacloban, Guiuan, Ormoc, Cebu, and Roxas	Volume of cargo stored	Not Applicable

All other:

Activity	Locations	Indicator	Target
Coordination	Tacloban, Cebu, Roxas, Guiuan, Ormoc and Manila	Number of organisations attending meetings by location	Not Applicable
Information Management	Tacloban, Guiuan, Ormoc, Cebu, and Roxas	Number of visits to logcluster.org	Not Applicable

NUTRITION



Contact information: Tomoo Hozumi (thozumi@unicef.org)

Immediate measures must be taken to protect the nutritional status of women and young children affected by Typhoon Haiyan. Protection of nutritional status cannot be achieved without addressing food insecurity and water/sanitation concerns. Therefore, the Nutrition Cluster will work in partnership with the Food Security, Health and WASH sectors to ensure that nutritionally vulnerable mothers, infants and young children receive life-saving treatment for acute malnutrition and protective nutrition services including support and promotion of infant and young child feeding and prevention of micronutrient deficiencies in priority provinces of three severely affected regions VI, VII and VIII.

The pre-crisis acute malnutrition rates in the affected regions are higher than the national average. The National Nutrition Survey (National Nutrition Council/Food and Nutrition Research Institute, 2011) found in the regions affected by Typhoon Haiyan, wasting rates range between 7.8% in Region VI to 8.5% in Region VII. According to the results of the same survey, 10% of lactating women are malnourished and 16% to 33% of pregnant women in Regions VI, VII and VIII were found to be at-risk of malnutrition based on weight-for-height measurements. Additionally, the "Health of Adolescents in the Philippines" report published by WHO in 2011 found a significant proportion of women 15-19 years old (10%) have had a live birth or were pregnant. A combination of these factors increases the risk of poor pregnancy outcomes, including obstructed labour, premature and/or low-birth-weight babies, postpartum haemorrhage and significantly, increased risk of the infant developing into a chronically malnourished adult.

In the affected areas, based on the data on affected population from the NDRRC Situation Reports, the Nutrition Cluster estimates that 2.94 million individuals are at risk of malnutrition. It is estimated that up to 12,000 boys and girls between 6-59 months suffer from severe acute malnutrition and up to 50,000 boys and girls between 6-59 months suffer from moderate acute malnutrition and more than 100,000 pregnant and lactating women are at risk of malnutrition and micronutrient deficiencies in seven severely affected provinces alone. More accurate estimates will be available once detailed nutrition assessments are completed.

Aggravating factors such as the likely rise in water-borne illnesses and other infections, limited access to safe water, reduced food intake (quality and quantity), increased time away from young children, psychological stress, limited access to health care and difficulty to adequately promote, protect and support optimal Infant and Young Child Feeding (IYCF) practices will significantly deteriorate the nutritional status of young children and mothers. Even though exclusive breastfeeding is relatively high in affected areas, estimated to be between 50% to 70% (National Nutrition Survey 2011), reports of uncontrolled distribution of infant formula to affected families poses a great risk to the health of infants and young children. Widespread donations of powdered infant formula will discourage mothers to continue breastfeeding exclusively and will exacerbate risks of morbidity and mortality among infants and contribute to the increased levels of acute malnutrition. Immediate measures need to be taken to protect the nutritional situation of young children and mothers.

The Nutrition Cluster aims to reduce the risk of excessive mortality and morbidity by maintaining the nutritional status of vulnerable groups at pre-crisis levels. Based on the analysis of available secondary data and the MIRA

findings, the Nutrition Cluster will focus on the implementation of priority nutrition in emergencies (NiE) interventions, namely support and promotion of IYCF, prevention and management of acute malnutrition and prevention of micronutrient deficiencies in priority provinces of three severely affected regions: VI, VII and VIII.

The Nutrition Cluster will support the response plans of the Government, particularly the Department of Health (DoH). Cluster partners will prioritise activities which complement or help to fill gaps identified by the government or priority areas that the government has identified to meet the needs of target populations. They will also ensure at all times alignment with and support to existing government policies and delivery systems.

Priority selection criteria: The Nutrition cluster based the prioritisation of target groups on the pre-crisis prevalence of acute malnutrition, information available from MIRA on access to safer water and sanitation, food consumption patterns and severity of damage to houses and public infrastructure. Capacity of Government partners, local and international non-governmental organisations and community groups to respond has also been taken into account². For community management of acute malnutrition (CMAM) and prevention of micronutrient deficiencies interventions, the cluster plans to focus on same municipalities in Aqlan, Capiz and Iloilo provinces in Region VI, Cebu province in Region VII and Leyte, Samar and Eastern Samar provinces in Region VIII.

Interventions on support and promotion of optimal IYCF will focus on 81 municipalities in eight provinces of three regions targeting 250,000 pregnant women and caretakers of children 0-23 months (95% of total). The interventions for the prevention of acute malnutrition and micronutrient deficiencies will reach 100,000 boys and girls between the ages of 6 and 59 months in the first two months of the emergency response. For the management of acute malnutrition up to 6,000 boys and girls will be treated for severe acute malnutrition, up to 25,000 boys and girls 6 – 59 months will be treated for moderate acute malnutrition and 12,000 pregnant and lactating women will be treated for acute malnutrition in seven provinces across three regions during one year period. Vitamin A supplementation and deworming will cover at least 80% of all boys and girls 6-59 months in typhoon-affected areas, an intervention combined with emergency Measles and Polio vaccination.

The pre-crisis nutrition indicators have not been disaggregated by sex in the national and sub-national level data collection, but will be in the programme implementation. Furthermore, the partners will work with the Government partners to ensure that sex- and age-disaggregated data collection and analysis will be mainstreamed in a regular reporting system.

Improvement of nutritional status of typhoon-affected population cannot be achieved addressing the food insecurity alone.

² Target provinces for IYCF-E interventions include Aqlan, Capiz, Iloilo and Antique in Region VI (Altavas, Balete, Banga, Batan, Kalibo, Libacao, Cuartero, Dao, Dumalag, Dumarao, Ivisan, Jamindan, Maayon, Mambusao, Panay, Panitan, Pilar, Pontevedra, President Roxas, Roxas City, Sapián, Sigma, Tapaz, Ajuy, Balasan, Banate, Barotac Viejo, Batad, Bingawan, Carles, Concepcion, Estancia, Lemery, Passi City, San Dionisio, San Rafael, Sara, Barbaza, Bugasong, Caluya, Culasi, Layu-an, Libertad, Pandan, Sebaste and Tibiao), Cebu province in Region VII (Bantayan, Daanbantayan, Medellin, Madridejos and Santa Fe) and Leyte, Samar and Eastern Samar Provinces in Region VIII (Tacloban City, Ormoc City, Isabel, Merida, Santa Fe, Dulag, Mayorga, Palo, Abuyog, Alangalang, Kananga, Palompon, Carigara, Tanayuan, Albueria, Guiuan (including Homonhon), Balangiga, Mercedes, Balangkayan, Oras, San Julian, Can-avid, Calcedo, Lawaan, Gen. McArthur, Quinapondan, Giporlos, Taft, Basey and Marabut).

STRATEGIC OBJECTIVE 1: Typhoon-affected people meet their immediate food needs and avoid nutritional deterioration, in ways that are sustained through stimulation of markets, production and access to life-saving community-based nutrition services

Cluster objective 1A:

Optimal IYCF practices in emergencies will be promoted, to protect and support 80% of the breastfed and non-breastfed girls and boys aged between 0-23 and pregnant/lactating women (PLW) in eight provinces of three affected regions during one year following the onset of the emergency.

Outcome-level indicators and targets

- Exclusive breastfeeding rate in girls and boys aged between 0-5 months of age are maintained at pre-crisis levels. Targets:
 - Region VI - 49.9%
 - Region VII – 48.5%
 - Region VIII –72.7%
- Proportion of girls and boys aged between 6-23 months who receive foods from four or more food groups per day. Target: 70percent

Top-priority activities:

Activity	Locations	Indicator	Target
Provision of breastfeeding (BF) and IYCF-E support to pregnant women and lactating mothers/caretakers of girls and boys 0-23 months through establishment of “safe and supportive” spaces for breastfeeding, communication, counselling, mentoring supervision by peer support groups, barangay nutrition scholars and health workers and promotion of appropriate complimentary feeding (CF)	Eight provinces in three severely affected regions	Number of pregnant women and caretakers of children 0-23 months reached with BF/IYCF and psycho-social counseling, mentoring supervision	250,000
Advocacy at national and sub-national levels for monitoring and maintaining the provisions of the National Milk Code (EO 51).	National, and all affected regions	Proportion of reported Milk Code violations received formal response in writing/person within 2 weeks after reporting	90%

All other:

Activity	Locations	Indicator	Target
Capacity-building of barangay nutrition scholars (BNS) and health workers (BHW) on IYCF-E	Eight provinces in three severely affected regions	Number of BNS and BHW trained in IYCF-E.	1,000

Cluster objective 1B:

To ensure access to programmes that treat and prevent acute malnutrition to at least 50% of vulnerable populations (boys and girls between 0-59 months, pregnant and lactating women (PLW) and older people in seven provinces across three regions affected by Haiyan.

Outcome-level indicators and targets

1. Proportion of acutely malnourished boys and girls 0-59 months that have access to treatment. Target: 50 %
2. Proportion of acutely malnourished PLW that have access to treatment disaggregated by age. Target 50%
3. Proportion of boys and girls aged 0-59 months admitted for treatment (SAM and MAM) recovered. Target: 75% or more;
4. Proportion of pregnant/lactating women disaggregated by age admitted for treatment recovered. Target: 75% or more;

Top-priority activities:

Activity	Locations	Indicator	Target
Establishment of new community based programmes for management of acute malnutrition	Seven provinces in three regions	Number of hospitals for treatment of SAM with complications	6
		Number of established sites for CMAM: OTP, SFP	7 OTP 7 SFP
Implementation of BSFP for prevention of acute malnutrition	Seven provinces in three regions	Number of boys and girls aged 6-59 months, PLW and people 60+years receiving food supplements disaggregated by age/sex	50% of need

All other:

Activity	Locations	Indicator	Target
Capacity building of the DoH/GLU and NNC staff and other partners	Seven provinces in three regions and national level	Number of LGU and partners staff trained in screening, SAM and MAM treatment	120
Development and approval of policies, protocols and guidelines on prevention and management of acute malnutrition	National	Number of national protocols approved and disseminated	2

Cluster objective 1C:

To ensure access to programmes that prevent and control micronutrient deficiencies (Anaemia, Vit A and other micronutrient deficiencies) in at least 50% of vulnerable populations (children aged between 6-59 months and PLW) in 7 provinces.

Top-priority activities:

Activity	Locations	Indicator	Target
Distribution of micronutrient supplements to vulnerable populations (boys and girls 6-59 months, PLW and elderly people)	Seven provinces in three regions	Micronutrient powder supplementation for boys and girls 6-59 months	100,000
		Vitamin A coverage in children 6-59 months in all affected areas	80%
		Iron-folic acid supplementation in pregnant women disaggregated by age	30,000

All other:

Activity	Locations	Indicator	Target
Advocacy to Food Security Cluster to ensure that adequate food rations for vulnerable groups are provided	Seven provinces in three regions and national level	Indicator on adequate food rations for vulnerable groups included in FSC strategic response plan	Yes
Capacity building of the DoH and NNC (LGU) staff and other partners	Seven provinces in three regions and national level	Number of LGU and partners staff trained in prevention of MN deficiencies	120

Cluster objective 1D:

To determine and evaluate the IYCF practices and nutritional status of vulnerable groups in three regions affected by Yolanda between 3 months and 9 months following the onset of the emergency

Outcome-level indicators and targets:

- Updated Anthropometric information available of boys and girls 6-59 months in three regions affected by Typhoon Haiyan available in 3 and 9 months since the onset of emergency. Target: Yes

Top-priority activities:

Activity	Locations	Indicator	Target
Conduct SMART survey 3 and 9 months since onset of the emergency	Three regions	Number of SMART surveys conducted, validated and disseminated	6

Cluster objective 1E:

To ensure a predictable, timely, coordinated and effective nutrition response to all typhoon-affected populations.

Top-priority activities:

Activity	Locations	Indicator	Target
Establishment and maintaining of national and sub-national capacity for nutrition cluster coordination and information management	National and three regions	Number of full-time cluster coordinators/IM at national and sub-national level for 6 months	3 CC 3 IM
		Number of partners trained: DOH and other clusters	25
Training of national cluster partners on cluster approach, coordination, inter-cluster linkages and cross-cutting issues	Three regions and national		

All other:

Activity	Locations	Indicator	Target
Conduct cluster performance monitoring (CPM)	National	Number of CPM conducted	2
Development of cluster preparedness and contingency plan	National	Contingency/preparedness plan developed	Yes

PROTECTION



Lead agency: Department of Social Welfare and Development
Co-lead: UNHCR



PEOPLE IN NEED

14 million



PEOPLE TARGETED

5.1 million



REQUIREMENTS (US\$)

44,7million



OF PARTNERS

17

Contact information: Bernard Kerblat (kerblat@unhcr.org; +63-2-818-5121); Child Protection: Tomoo Hozumi (thozumi@unicef.org; +63-2-901-0124); Gender-based Violence (GBV): Genevieve Sew Lun Ah Sue (ahsue@unfpa.org; +63-2-901-0302)

Initial assessments have highlighted a variety of protection concerns. They include the loss of legal documents, a lack of adequate communication between family members, a lack of adequate physical protection, as well as issues related specifically very vulnerable groups including indigenous persons and elderly persons as well as related to child protection and to Gender based violence (see below). In addition to these issues, the displaced populations in remote areas and areas affected both by conflict and by the Typhoon, as well as those in evacuations centres face protection risks related to their displacement, relocation and resettlement.

A range of child protection partners are currently on the ground and all report high levels of distress amongst children and their carers - and indications of increased violence against children within families as a result of this. Additionally, reviews of pre- and post-crisis secondary data indicate significant risks to children in the current situation, including an increase in the rates of children in the Worst Forms of Child Labour, trafficking and other forms of exploitation and abuse. Cases of separated and unaccompanied children are now coming to light across all three affected regions.

Given information from recent assessments highlighting the increased vulnerability of women and children, particularly girls, to different forms of violence, abuse and exploitation, the protection cluster through the GBV sub-cluster will address the multisectoral needs of GBV survivors utilizing a survivor-centered approach. In doing so it will promote the strengthening and mutual reinforcement of government and community based prevention and response initiatives to minimize GBV related risks and promote a coordinated and integrated protective system.

The overall objective of the Protection Cluster (including the GBV and the Child protection sub-clusters) is to strengthen the protection environment of those affected, ensuring non-discriminatory and equitable access to basic and protective services in coordination and cooperation with the government of the Philippines and key protection organisations, under the direct leadership of the Department of Social Welfare and Development (DSWD). All Protection Cluster interventions will be rights based, gender responsive and culturally sensitive, they will identify and address protection needs inclusively with specific attention to those with particular needs, such as female/child headed households, older people, indigenous people and minority groups, persons with disabilities as well as communities in conflict affected and/or remote areas.

Among the Protection Cluster's main areas of intervention is the support to state bodies (national and local) in the promotion and provision of protection services and means of redress, as well as the strengthening of national and local referral mechanisms. In addition, the Protection Cluster mainstreams protection among other clusters. It promotes and supports a broad and consultative process, to include community-based participation, as a key component of national and international recovery plans and activities. Finally, the Protection Cluster develops an exit strategy in line with Government plans on Rehabilitation and Reconstruction, guaranteeing human rights. A key partner in this exit strategy is the Commission on Human Rights.

In addition to the areas of origin of the affected population (in particular remote areas, and areas affected both by the conflict and by the Typhoon), geographical areas of intervention of the Protection Cluster include areas of secondary movement. Activities here will include prevention of trafficking, ensuring access to multi-sectoral services (including birth certificates), psycho-social support, human rights monitoring in relocation areas, and attention to housing, land and property rights.

Prerequisites for projects' inclusion in the response include adequate and consolidated presence of the organization in the affected area; solid expertise in protection activities; local knowledge through experience in the geographic area of intervention and gender sensitivity.

STRATEGIC OBJECTIVE 4: AFFECTED PEOPLE QUICKLY REGAIN ACCESS TO COMMUNITY AND LOCAL GOVERNMENT SERVICES INCLUDING BASIC EDUCATION AND A STRENGTHENED PROTECTIVE ENVIRONMENT.

Cluster objective 4A:

Physical security is ensured through state protection mechanisms with the support of the Protection Cluster and other actors

Top-priority activities:

Activities	Locations	Indicator	Target
Advocacy and material support for the deployment of female police officers in coordination with PNP to establish women and children desks in affected areas and in particular in areas of displacement.	Samar, Leyte, Panay island, Cebu, Manila.	% of targeted provinces where female police are deployed	75
Protection by presence through frequent field missions to remote areas especially to conflict affected areas and areas with indigenous population	Samar, Leyte, Panay Island, Cebu, Manila		
Distribution of NFIs including solar lanterns particularly in evacuation centers particularly to vulnerable people.	Samar, Leyte, Panay Island, Cebu, Manila		
Protection training (including on PSEA, UN guiding principles and other human rights instruments, as well as SGBV, child protection and protection of other vulnerable groups such as indigenous groups) to Armed Forces and Police	Samar, Leyte, Panay Island, Cebu, Manila	# Participants to trainings (disaggregated by type, i.e. SGBV, CP, PSEA etc.)	1500
Protection training and support to the Human Right Commission	Samar, Leyte, Panay Island, Cebu, Manila	# of trained staff in the CHR (disaggregated by age/sex)	15

Cluster objective 4B:

Rapid and non-discriminatory access to aid, information and basic services

Top-priority activities:

Activities	Locations	Indicator	Target
Inter-cluster mainstreaming of protection principles	Samar, Leyte, Panay island, Cebu, Manila.	"# of people trained (disaggregated by sex/age) on protection mainstreaming or Sphere standards or do no harm principle"	100
Training on protection mainstreaming and material support to DSWD and other state actors	Samar, Leyte, Panay island, Cebu, Manila	# staff of state actors trained (disaggregated by age / sex)	250
Support to the local registrar office for birth registration and delivery of birth certificates	Samar, Leyte, Panay island, Cebu, Manila	% local registrar offices supported	30%
Assessment and strengthening of protection mechanisms for older people and indigenous people in affected areas.	Samar, Leyte, Panay island, Cebu, Manila		

Cluster objective 4C:

Girls and boys are protected from violence, exploitation (including trafficking), abuse and neglect; and the existing national, provincial and local mechanisms for child protection are strengthened.

Top-priority activities:

Activities	Locations	Indicator	Target
Facilitate and support family unity and prevent separation of children from caregivers as well as all forms of violence, exploitation, abuse and neglect.	78 municipalities in regions VI, VII and VIII.	# of affected municipalities where activities have been conducted to prevent separation, violence, exploitation, abuse and neglect	1,7 million children in 78 municipalities
Delivery of structured activities to promote psychosocial wellbeing of children	56 municipalities (including 6 cities) in regions VI, VII and VIII and one site in Manila	# of affected municipalities that have Child Friendly Spaces linked with local councils for the protection of children # of children enrolled in structured activities to promote their psychosocial wellbeing	115,500 children in 56 municipalities
Strengthen the national, regional, local government and community level elements of the child protection system	56 municipalities (including 6 cities) in regions VI, VII and VIII and DSWD line management for these in Manila	# of affected municipalities where social workers, community members, police officers or other front line workers have been trained or received technical or material support	5,600 social workers, community members, police officers and other front line workers in 56 municipalities

Cluster objective 4D:

Minimise risks associated to gender based violence, and ensure provision and safe access to survivor-centred and multisectoral services

Top-priority activities³:

Activity	Locations	Indicator	Target
Strengthen/ establish survivor-centered multisectoral services and referral systems to respond to gender based violence	Aklan, Capiz, Iloilo, Cebu, Leyte, Eastern Samar, Western Samar	% of targeted municipalities with a functional referral pathway in place (including, at minimum, health, psychosocial and security services)	100%
		% of targeted provinces where LCAT-VAWC (Local Committee on Anti-Trafficking Violence Against Women and Their Children) have been activated	100%
Promote community based initiatives for prevention and response to gender based violence	Aklan, Capiz, Iloilo, Cebu, Leyte, Eastern Samar, Western Samar	% of targeted municipalities with at least one community network established and actively engaged on GBV prevention	50%
Integrate GBV across sectors to minimize risks of any form of GBV	Aklan, Capiz, Iloilo, Cebu, Leyte, Eastern Samar, Western Samar	% of clusters that incorporate at least one minimum action from the IASC GBV Guidelines into their sectoral interventions	100%

Cluster objective 4E:

Support implementation of government policies in relation to displacement / resettlement in line with the Guiding Principles on Internal Displacement and other international standards.

Top-priority activities:

Activity	Locations	Indicator	Target
Support DSWD presence and registration mechanisms in areas of origin, secondary movement and return areas.	Samar, Leyte, Panay Island, Cebu, Manila	#families registered	6,500
Psycho-social support to IDPs	Samar, Leyte, Panay Island, Cebu, Manila	# of coordinated psychosocial support projects implemented	20
Strategic and material support to local authorities for the decongestion of the evacuation centers.	Samar, Leyte, Panay Island, Cebu, Manila	# evacuation centres with tent distributions	300

³ For the moment all activities are based on the project submissions. Priorities and gaps will be reviewed continuously.

WATER, SANITATION AND HYGIENE



Lead agency: Department of Health
Co-lead: UNICEF



PEOPLE IN NEED
4.3 million



PEOPLE TARGETED
3.0 million



REQUIREMENTS (US\$)
81 million



OF PARTNERS
16

Contact information: Tomoo Hozumi (thozumi@unicef.org; +63-2-901-0124)

Access to safe water and sanitation in the affected areas has been severely compromised by effects of the typhoon. Many of the main water service providers have immediately been rendered non-operational or partially operational due to the massive power outages and damages to either the main pumps, transmission lines and distribution pipes. The majority of the affected families are highly dependent on unsafe and unprotected water sources such as surface water, shallow wells and open dug wells. In many places that have been assessed, the access to sanitation facilities have significantly dropped to a third or even less. Open defecation and poor hygiene behaviors have become serious issues that need to be urgently addressed to prevent any outbreaks of water-borne diseases, increase in mortality and morbidity. Lack of adequate emergency sanitation facilities also place individuals, particularly women and children, at increased risk of protection issues.

The population in need of 4.3 million people is an estimate based on the priority of government. The caseload of 3,000,000 was arrived at based on an analysis of data on the affected municipalities carried out by the WASH Cluster Coordination Unit, including:

- Inventory of the municipalities in need, provided by the DoH;
- Results of initial WASH assessment coming from different sources;
- Number of houses partially or totally damaged provided by the Shelter cluster / DROMIC (DSWD);
- Post-typhoon acute water diarrhea (AWD) rates and identification of cholera risk areas provided by the Health cluster;
- Number of children and number of schools destroyed provided by the Education cluster.

This caseload figure will be readjusted, based on the capacity of the partners and based on the analysis of the caseloads estimated by the other clusters that the WASH cluster is collaborating with

This plan was developed in the context of the WASH Cluster Strategic Operational Framework (SOF)⁴ for Typhoon Haiyan agreed and endorsed by the Cluster Strategic Advisory Group (SAG) led by the Department of Health and co-lead by UNICEF. It complements the national government plans, particularly of the proposed plans of the Department of Health, the Department of Interior and Local Government and the Department of Public Works and Highways. It supports three out of the five strategic objectives of the over-all SRP. Major activities to ensure stable life-saving interventions such as immediate access to safe water supplies, sex-separated latrines and bathing facilities, provision of separate latrines for the elderly, pregnant and differently-abled people and hygiene promotion activities will be in support of the Regional and Provincial Health Units, the Local Governments Units and the main water service providers in communities, schools, temporary learning spaces and health care facilities to achieve full, sustainable and resilient operational capacity supported by a range of hardware and software technology options appropriately differentiated for urban, peri-urban and rural displaced families. The interventions will

⁴ The WASH Strategic Operational Framework is available from the WASH Cluster

prioritize the municipalities included in the 'Yolanda Corridor' which has been defined by national government as the main focus areas.

As indicated in the WASH Cluster Strategic Operations Framework (SOF) document, WASH Cluster partners will ensure that the WASH response is hinged on four main principles:

1. **Coordination:** Always coordinate with local water service providers (water districts, water cooperatives or water associations) and the local government officials through the city or municipal Mayor and Health Officer, and the sanitary inspectors.
2. **Prioritization:** Prioritize high density areas and areas with high public health risk, water supply in health care facilities and WASH interventions in schools / temporary learning spaces.
3. **Holistic Approach:** Implement systematically the whole WASH package, water supply and sanitation and hygiene promotion activities as a minimum, and link with other ongoing relief efforts to maximize outcomes and impact for targeted population.
4. **Capacity Building Approach:** ensure that local authorities and partners are engaged in a constructive and experiential learning approach to help improve disaster preparedness and resilience in the future.

The WASH SOF contains specific cluster strategic directions in terms of the provision of water supply, sanitation and hygiene promotion services. It further defines local coordination arrangements with reference to Municipal and Provincial level platforms that will be developed/enhanced and assisted by cluster focal agencies to support local leadership and build local capacities. The SOF also indicates specific protection features and minimum commitments for gender sensitive WASH programs among others.

The WASH Cluster will work closely with the Education and Health Clusters in relation to WASH provision in schools and health care facilities. Children will be given school-based hygiene kits and will be engaged in a communications strategy to promote positive hygiene behaviors and key hygiene messages in their homes and in their communities. In addition the WASH Cluster will work with the Shelter Cluster to provide access to essential WASH facilities at household level. The WASH Cluster will also work closely with Camp Coordination and Camp Management Cluster for the WASH requirements in the formal camps. Furthermore, it will ensure that coordination with the Protection and Early Recovery and Livelihoods Clusters are mainstreamed in the response.

Acknowledging the particular vulnerability of certain sub-groups the WASH strategy is committed to ensuring adequate and appropriate participation of women and men in WASH committees and other processes, provision of practical needs for women such as sanitary napkins and addressing issues of access for the mobility impaired such as the elderly and the handicapped to WASH services.

STRATEGIC OBJECTIVE 2: Families with destroyed or damaged homes attain protective and sustainable shelter solutions

STRATEGIC OBJECTIVE 4: Mortality and morbidity increases and outbreak of communicable diseases are prevented through immediate access to basic water, sanitation, hygiene, nutrition and health services.

Cluster objective 4A:

Most affected women, men and children of all ages affected by the typhoon have equitable and safe access to WASH and are protected from outbreaks of communicable diseases.

Outcome-level indicators and targets

One hundred percent of affected women, men and children of all ages, with access to operational water and sanitation services and who adopt key hygiene measures to minimize public-health risks.

Top-priority activities:

Top Priority Activities	Locations	Indicator	Target
1. Restore community water supply systems.	Municipalities in Eastern, Western, Northern Samar, Leyte, Capiz, Antique, Aklan, Iloilo, Northern Cebu, Palawan	1.1 Nb of community water systems repaired 1.2 Nb. of people served by the community water systems	100% of target community water system
2. Provide access to safe water from piped and non-piped water systems in partnership with the local service providers and the local government units and other partners in shelter relocation sites and ECs	Municipalities in Eastern, Western, Northern Samar, Leyte, Capiz, Antique, Aklan, Iloilo, Northern Cebu, Palawan	2.1 % of affected women, men and children of all ages, with access to safe water as per cluster standards. 2.2 Nb. of families receiving water kits	100% of DTM population 500,000 families
3. Provision of sex separated communal sanitation and bathing facilities in ECs and TRS	Municipalities in Eastern, Western, Northern Samar, Leyte, Capiz, Antique, Aklan, Iloilo,, Northern Cebu, Palawan	3.1 % of people with access to sex-separated communal toilets as per cluster standards 3.2 % of people with access to sex-separated communal bathing spaces as per cluster standards	100% of DTM population
4. Provision of sanitation tool kit to households with damaged latrines, in tandem with shelter kits.	Municipalities in Eastern, Western, Northern Samar, Leyte, Capiz, Antique, Aklan, Iloilo,, Northern Cebu, Palawan	4.1 Nb of affected households provided with sanitation tool kits as per cluster standards.	200,000 households ⁵
5. Organize hygiene promotion interventions including the mobilization of community/camp WASH	Municipalities in Eastern, Western, Northern Samar, Leyte, Capiz, Antique, Aklan, Iloilo,	5.1 Nb. of affected women, men and children of all age, reached with hygiene promotion activities	3 million persons

⁵ Assume WASH Cluster assists 40% of shelter target caseload (estimated at 500,000) with a hygiene kit, further assuming that large majority of substructures still be intact, and some people will assist themselves. Shelter cluster defines partially damaged houses as those that have lost their roof only.

committees to ensure essential hygiene behaviors are practiced by affected households.

Northern Cebu, Palawan

5.2 Nb. of families receiving hygiene kits

500,000 families

5.3 % of DTM Sites with WASH Committee established

50% of DTM Sites

All Other Activities	Locations	Indicator	Target
6. Restoration of functional toilets and water supply in health care facilities (HCF)	Municipalities in Eastern, Western, Northern Samar, Leyte, Capiz, Antique, Aklan, Iloilo, Northern Cebu, Palawan	6.1. Nb. of HCF with sex separated toilet facilities 6.2. Nb. of HCF with access to water supply	100% of HCFs 100% of HCFs
7. Provision of technical assistance to local government and water service providers in developing their contingency plans with essential WASH components	Municipalities in Eastern, Western, Northern Samar, Leyte, Capiz, Antique, Aklan, Iloilo, Northern Cebu, Palawan	7.1 Nb. of LGUs with contingency plans and budgets and prepositioned WASH supplies	100 LGUs.

STRATEGIC OBJECTIVE 3: Affected people quickly regain access to community and local government services including basic education and strengthened protective environment.

Cluster objective:

To provide support WASH facilities in schools and temporary learning spaces.

Outcome-level indicators and targets

3500 schools and temporary learning spaces with functional gender-sensitive WASH facilities based on cluster standards.

Top-priority activities:

Activities	Locations	Indicator	Target
1. Facilitate the provision of safe water supply, hand washing facilities and gender segregated toilets in schools and temporary learning spaces.	Municipalities in Eastern, Western, Northern Samar, Leyte, Panay Island, Northern Cebu, Palawan	1.1 Nb of schools with gender-segregated toilet facilities	100% of target schools
		1.2 Nb of schools with hand washing facilities.	100% of target schools
		1.3 Nb of schools with water supply services	100% of target schools
		1.4 Nb of children provided school hygiene kits	500,000

ANNEX 1: REQUIREMENTS AND FUNDING PER CLUSTER AND ORGANIZATION

Please click here for a detailed list of projects and their funding to date, updated dynamically, with links to full project details on line:
http://fts.unocha.org/reports/daily/OCHA_R32_A1043.PDF.

Requirements and funding to date per cluster

Philippines - Typhoon Haiyan Action Plan (November 2013 - May 2014)
as of 15 December 2013

Cluster	Original requirements (\$) A	Revised requirements (\$) B	Funding to date (\$) C	Unmet requirements (\$) D=B-C	% Covered % E=C/B	Uncommitted pledges (\$) F
CCCM	5,500,000	7,983,641	792,079	7,191,562	10%	-
Coordination	3,125,348	10,660,393	4,043,110	6,617,283	38%	2,117,444
Early Recovery	20,000,000	53,750,330	10,606,301	43,144,029	20%	-
Education	24,721,443	45,743,213	1,957,998	43,785,215	4%	-
Emergency Shelter	45,665,081	178,442,176	27,183,931	151,258,245	15%	250,000
Emergency Telecommunications	3,244,537	3,113,854	2,803,000	310,854	90%	160,000
Food Security and Agriculture	100,113,302	187,997,083	83,145,079	104,852,004	44%	5,156,257
Health	21,566,310	79,431,944	18,379,507	61,052,437	23%	1,000,000
Livelihood	31,223,562	63,396,378	5,877,944	57,518,434	9%	-
Logistics	5,000,000	19,777,000	17,157,257	2,619,743	87%	543,478
Nutrition	7,000,000	15,029,559	4,724,263	10,305,296	31%	-
Protection	11,705,914	44,731,413	5,629,538	39,101,875	13%	-
WASH	22,000,000	81,007,660	23,064,040	57,943,620	28%	-
Cluster not yet specified	-	-	31,961,383	n/a	n/a	6,680,868
Grand Total	300,865,497	791,064,644	237,325,430	553,739,214	30%	15,908,047

Requirements and funding to date per participating organization

Appealing organization	Original requirements (\$) A	Revised requirements (\$) B	Funding to date (\$) C	Unmet requirements (\$) D=B-C	% Covered % E=C/B	Uncommitted pledges (\$) F
AAI	-	310,000	-	310,000	0%	-
ACF - Spain	-	21,370,431	4,785,221	16,585,210	22%	-
ACT	-	92,200	-	92,200	0%	-
ACT Alliance	-	11,350,242	2,895,218	8,455,024	26%	-
ACT/CA	-	382,000	382,000	-	100%	-
ACT/CWS	-	539,015	-	539,015	0%	-
ACT/DCA	-	849,758	202,037	647,721	24%	-
ACT/NCA	-	1,155,720	-	1,155,720	0%	-
ACTED	500,000	5,526,629	201,017	5,325,612	4%	-

Appealing organization	Original requirements (\$) A	Revised requirements (\$) B	Funding to date (\$) C	Unmet requirements (\$) D=B-C	% Covered % E=C/B	Uncommitted pledges (\$) F
ADRA	2,000,000	4,785,147	-	4,785,147	0%	-
BEDRN	1,200,000	-	-	-	n/a	-
CARE USA	-	3,325,000	-	3,325,000	0%	-
CFSI	-	1,253,647	-	1,253,647	0%	-
ChildFund	-	6,771,766	-	6,771,766	0%	-
CRS	10,839,935	23,425,339	3,000,000	20,425,339	13%	-
CW	-	1,852,000	-	1,852,000	0%	-
DWHH	-	550,000	571,671	-21,671	100%	-
EVNET	-	250,000	-	250,000	0%	-
FAO	24,048,200	37,925,285	10,842,574	27,082,711	29%	675,000
FH	-	1,889,500	-	1,889,500	0%	-
GOAL	-	10,757,238	-	10,757,238	0%	-
HelpAge International	1,746,000	2,556,000	1,637,738	918,262	64%	-
HFHI	3,571,428	6,036,129	1,948,859	4,087,270	32%	-
HI	-	5,315,900	278,739	5,037,161	5%	-
IHP	-	806,000	488,599	317,401	60%	-
ILO	24,158,712	38,377,725	3,286,231	35,091,494	9%	-
IMC	-	8,754,715	-	8,754,715	0%	-
IOM	21,500,000	57,590,511	12,981,780	44,608,731	23%	-
IRC	-	7,000,000	1,385,020	5,614,980	20%	-
Lingap	-	62,000	-	62,000	0%	-
MDM France	-	2,700,000	-	2,700,000	0%	-
MEDAIR	-	4,999,500	-	4,999,500	0%	-
Muslim Aid	-	1,000,000	-	1,000,000	0%	-
OCHA	2,627,537	9,185,419	3,739,077	5,446,342	41%	2,117,444
OHCHR	-	2,648,590	-	2,648,590	0%	-
OXFAM GB	-	30,968,250	23,152,877	7,815,373	75%	-
PIN	-	1,726,500	-	1,726,500	0%	-
Plan	11,401,443	29,499,099	2,098,330	27,400,769	7%	-
RI	-	14,348,300	-	14,348,300	0%	-
Samaritan's Purse	-	9,453,944	-	9,453,944	0%	-
Saúde em Português	-	1,670,800	-	1,670,800	0%	-
SC	23,925,792	44,338,620	7,895,913	36,442,707	18%	250,000
Solidarités	-	3,875,000	-	3,875,000	0%	-
UNDP	20,000,000	46,728,000	10,000,022	36,727,978	21%	-
UNDSS	497,811	874,974	304,033	570,941	35%	-
UNESCO	-	2,117,800	-	2,117,800	0%	-
UNFPA	4,000,000	16,628,000	1,882,620	14,745,380	11%	-
UN-HABITAT	5,136,000	9,136,000	-	9,136,000	0%	-
UNHCR	10,000,000	19,209,710	6,206,303	13,003,407	32%	-
UNICEF	34,320,000	119,000,569	52,092,896	66,907,673	44%	250,000
WFP	82,892,639	115,122,861	68,447,677	46,675,184	60%	5,184,735
WHO	15,000,000	28,332,250	14,306,932	14,025,318	51%	1,000,000

Appealing organization	Original requirements (\$) A	Revised requirements (\$) B	Funding to date (\$) C	Unmet requirements (\$) D=B-C	% Covered % E=C/B	Uncommitted pledges (\$) F
WV Philippines	-	7,640,561	400,000	7,240,561	5%	-
WVI	1,500,000	9,000,000	1,912,046	7,087,954	21%	-
UN Agencies and NGOs (details not yet provided)	-	-	-	-	n/a	6,430,868
Grand Total	300,865,497	791,064,644	237,325,430	553,739,214	30%	15,908,047

Compiled by OCHA on the basis of information provided by donors and appealing organizations.

Funding: contributions + commitments

Pledge: a non-binding announcement of an intended contribution or allocation by the donor. ("Uncommitted pledge" on these tables indicates the balance of original pledges not yet committed.)

Commitment: creation of a legal, contractual obligation between the donor and recipient entity, specifying the amount to be contributed.

Contribution: the actual payment of funds or transfer of in-kind goods from the donor to the recipient entity.

The list of projects and the figures for their funding requirements in this document are a snapshot as of 9 December 2013. For continuously updated information on projects, funding requirements, and contributions to date, visit the Financial Tracking Service (fts.unocha.org).

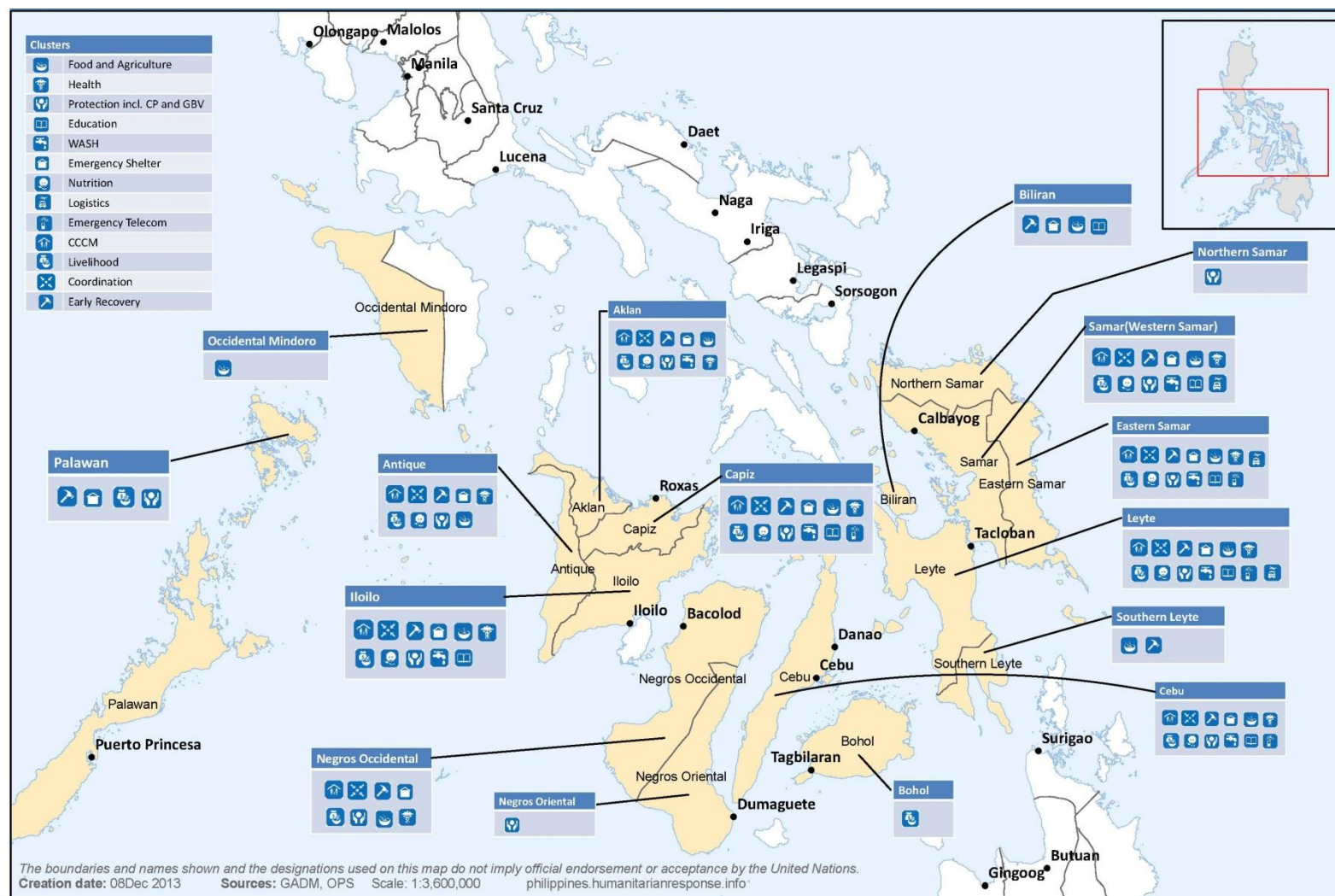
ANNEX 2: TOTAL HUMANITARIAN FUNDING TO DATE PER DONOR (ACTION PLAN PLUS OTHER)

Donor (government or other)	Funding (contributed or committed) (USD)	Uncommitted pledges (USD)
Private (individuals & organisations)	94,588,328	214,532,538
United Kingdom	73,817,547	21,277,131
United States	61,454,035	0
Japan	30,737,848	21,500,000
Australia	29,389,709	0
Central Emergency Response Fund (CERF)	25,284,204	0
Canada	19,108,975	0
Sweden	14,686,615	0
Norway	14,199,929	0
United Arab Emirates	11,000,000	0
Netherlands	10,048,209	0
Saudi Arabia	10,000,000	0
Germany	7,552,595	1,358,695
Denmark	7,235,040	0
Allocation of unearmarked funds by UN agencies	6,000,000	0
European Commission	4,080,532	9,641,873
Spain	3,583,575	0
New Zealand	3,294,325	979,840
Italy	3,134,696	0
Asian Development Bank	3,000,000	0
Switzerland	2,129,620	0
Belgium	2,038,705	0
Indonesia	2,000,000	0
Austria	1,859,504	0
China	1,800,000	0
France	1,567,778	0
Finland	1,356,852	1,340,483
Russian Federation	1,238,871	1,000,000
Malaysia	1,000,000	0
Mexico	1,000,000	0
Ireland	995,779	1,056,631
Luxembourg	895,638	0
Allocation of funds from Red Cross / Red Crescent	613,194	0
Estonia	418,072	0

Turkey	400,210	0
South Africa	400,000	0
Thailand	330,000	5,000,000
Monaco	271,740	0
Singapore	256,000	0
Czech Republic	213,904	0
Allocation of unearmarked funds by IGOs	200,000	0
Holy See	150,000	0
Iceland	100,000	0
Slovenia	80,429	0
Croatia	68,691	0
Malta	53,619	0
Andorra	13,405	0
Azerbaijan	0	250,000
Bahrain	0	0
Brazil	0	150,000
Brunei Darussalam	0	0
India	0	0
Israel	0	0
Korea, Republic of	0	5,000,000
Kuwait	0	10,000,000
Hungary	0	0
Greece	0	37,620
Oman	0	0
Qatar	0	8,788,794
Sri Lanka	0	0
Viet Nam	0	100,000
Total:	453,648,173	302,013,605

According to reports from donors and/or recipient organizations as conveyed to FTS by 9 December 2013.

ANNEX 3: GEOGRAPHICAL COVERAGE OF STRATEGIC RESPONSE PLAN BY PROVINCE




ANNEX 4: AGENCY OVERVIEWS AND CONTACTS




Name	Fundacion Accion Contra el Hambre (ACF International)		
Headquarters	Acción Contra el Hambre, C/ Duque de Sevilla nº3, 28002 Madrid (Spain)		
Website	www.accioncontraelhambre.org / www.actionagainsthunger.org		
HQ Contact	Monica Acosta, Desk Officer (+34 91 771 16 98, +34 648 502 572; macosta@achesp.org)		
Philippines Contact	Javad Amoozegar, Country Director (+63 908 985 2589; jamoozegar@ph.acfspain.org) Chiara Saccardi, Emergency Desk (+63 918 204 8872; desk-ep@accioncontraelhambre.org)		
Clusters / Sectors	Water, Sanitation and Hygiene Promotion (WASH), Food Security and Livelihoods, Nutrition		
Objective	A world without hunger		
Presence, staff	100-150 staff, including service contractors		
Name	Adventist Development and Relief Agency Philippines (ADRA) Foundation Inc.		
Headquarters	Cavite (Philippines)		
Website	www.adra.ph		
HQ Contact	Cindy Bankhead, Program/Country Director, cindy@adra.ph, +63 917 586 7106		
Philippines Contact	Jelome Manalu and Moises Musico		
Clusters / Sectors	Shelter and NFI		
Objective	To provide immediate, effective and efficient relief assistance to meet shelter needs of 5,300 families /approx. 26,500 people in Bohol at the end of the emergency response project.		
Name	Agency for Technical Cooperation and Development (ACTED)		
Headquarters	Paris (France)		
Website	www.acted.org		
HQ Contact	Lorene Tamain, Donor Relations, lorene.tamain@acted.org		
Philippines Contact	Toma Dursina, Philippines Emergency Response Coordinator, toma.dursina@acted.org Andre Krummacher, Regional Director, andre.krummacher@acted.org		
Clusters / Sectors	Shelter, Livelihoods, WASH, Food Security		
Objective	Immediate shelter for 6,000 households		
Name	Catholic Relief Services (CRS)		
Headquarters	Baltimore (USA)		
Website	www.crs.org		
HQ Contact	Jennifer Holst, Public Donor Liaison, Jennifer.holst@crs.org, +1-410-9517394		
Philippines Contact	Joseph Curry, Country Representative, josephcurry@crs.org, +63-917544-4277		
Clusters / Sectors	WASH, Shelter		
Objective	CRS approaches its emergency response programming through a framework of saving lives, supporting livelihoods and strengthening civil society. From the very beginning of a disaster, CRS works with the affected community with the ultimate goal of moving from relief to reconstruction. CRS adheres to international standards to the greatest extent possible in all of its emergency work to ensure that disaster-affected populations are at least able to meet their basic right to live a life with dignity. CRS works directly with affected communities and local partners to help restore and strengthen their pre-disaster capacities.		
Presence, staff	Country Office in Manila, field offices in Davao, Tagum, Cateel and recently established in Tagbilaran. Total staff of 98 national staff and 4 international staff.		

Name	ChildFund International		
Headquarters	Washington, D.C. (USA)		
Website	www.childfund.org		
HQ Contact	Warner Passanisi, Global Emergency Response Advisor, wpassanisi@childfund.org; Davidson Jonah, Global Field Operations Support Director, djonah@childfund.org		
Philippines Contact	Katherine Manik, National Director, kmanik@philippines.childfund.org; Evelyn Santiago, Regional Program Manager, esantiago@asia.childfund.org		
Clusters / Sectors	Child Protection, Education, Early Recovery, Health, Livelihoods		
Objective	ChildFund International will help provide families and children affected by the Super typhoon in the Philippines with an integrated response addressing their wellbeing, development and protection needs during the relief and early recovery stage		
Presence, staff	Country Office in Manila, Forward Base in Cebu, Support Sites in Baybay, Catbalogan, and Iloilo, and 13 Child Centered Spaces in Roxas, Ormoc, Tacloban, Palo (Total Staffing - National Staff, 22; Local Hire Staff, 8; Regional Staff, 3; International Staff, 3; Local Partner Staff, 6; Volunteers, 120+; Interns, 1)		
Name	Food and Agriculture Organization of the United Nations (FAO)		
Headquarters	Viale delle Terme di Caracalla, 00153 Rome (Italy)		
HQ Contact	Dominique Burgeon, TCE Director, Dominique.Burgeon@fao.org		
Philippines Contact	Aristeo Portugal, Assistant FAO Representative (Programme), aristeo.portugal@fao.org		
Clusters / Sectors	Agriculture		
Objective	Achieving food security for all is at the heart of FAO's efforts – to make sure people have regular access to enough high-quality food to lead active, healthy lives. FAO's mandate is to improve nutrition, increase agricultural productivity, raise the standard of living in rural populations and contribute to global economic growth.		
Presence, staff	Country Office in Manila, field offices (39 national staff members, of which 7 national staff are in Cotabato City)		
Name	Habitat for Humanity International		
Headquarters	Habitat for Humanity Philippines		
Website	www.habitat.org.ph		
HQ Contact	Charlie Ayco, charlie.ayco@habitat.org.ph (independent)		
Philippines Contact	Charlie Ayco, charlie.ayco@habitat.org.ph, +62-905-2547645		
Clusters / Sectors	Shelter		
Name	HelpAge International		
Headquarters	London (United Kingdom)		
HQ Contact	http://www.helpage.org/		
Philippines Contact	Godfred Paul, goddy@helpageasia.org, + 63 917 642 9318		
Clusters / Sectors	Emergency Shelter, Food security		
Name	International Labour Organization (ILO)		 International Labour Organization
Headquarters	Geneva (Switzerland)		
Website	http://www.ilo.org/ph		
Philippines Contact	Lawrence Jeff Johnson, johnsonl@ilo.org		
Clusters / Sectors	Early Recovery and Livelihood		
Objective	ILO, as co-lead of the Early Recovery and Livelihood Cluster, aims to promote rights at work, encourage decent employment opportunities, enhance social protection and strengthen dialogue on work-related issues. In response to natural calamities and disasters, the ILO Country Office in the Philippines works with government and community partners to achieve decent and productive work for all by providing emergency employment opportunities for affected and vulnerable households whose source of employment and livelihoods were destroyed, supporting the repair and recovery of lost assets, providing skills training and supporting small community enterprises and local economic recovery initiatives.		
Presence, staff	3 International Professional Staff to include skills specialist, employment intensive investment specialist and disaster response and livelihoods officer; 16 National Staff consisting of national officers, general services staff, based in 5 locations affected by Typhoon Haiyan and in Manila.		

Name	International Medical Corps (IMC)			
Headquarters	1919 Santa Monica Blvd, Suite 400, Santa Monica, CA 90404 (USA)			
Website	https://internationalmedicalcorps.org/			
HQ Contact	Maya Bahoshy, Desk Officer (+202 828 5155 mbahoshy@InternationalMedicalCorps.org)			
Philippines Contact	Sean Casey, Team Lead (+63 906 586 3192; scasey@InternationalMedicalCorps.org) Carmen Paradiso, Senior WASH Specialist (+63 905 572 0887; cparadiso@InternationalMedicalCorps.org)			
Clusters / Sectors	Water, Sanitation and Hygiene Promotion (WASH), Nutrition, Health, GBV			
Objective	From relief to self-reliance			
Presence, staff	70 countries; 5,000 staff			
Name	International Organization for Migration (IOM)			
Headquarters	Geneva (Switzerland)			
Website	www.iom.int			
HQ Contact	Donor Relations Division, drd@iom.int			
Philippines Contact	Marco Boasso, Chief of Mission, mboasso@iom.int			
Clusters / Sectors	CCCM, NFI, Shelter, Health			
Objective	IOM, is lead agency of the global Camp Coordination and Camp Management (CCCM) cluster in natural disasters, and operates relief assistance programmes in response to all major conflicts and natural disasters where international assistance is required. IOM approaches internal displacement from a comprehensive migration perspective, focusing on the analysis and understanding of human mobility as a key element of humanitarian action. IOM's approach integrates gender and rights-based orientation.			
Presence, staff	Country office in Manila, sub/field offices in Cotabato City, Zamboanga City, Tagum and Cateel (400 international and national staff for the Mission and the Global Manila Administrative Centre, of which 11 national staff currently in Zamboanga City, and 2 national staff in Bohol). In response to Typhoon Haiyan, IOM sub-offices in the main hubs which include Tacloban, Cebu, Guiuan, Ormoc, and Roxas (total of 62 national and international staff). In Manila, there are a total of 28 staff (national and surge capacity).			
Name	International Rescue Committee (IRC)			
Headquarters	New York (USA)			
Website	www.rescue.org			
HQ Contact	Bob Kitchen, EPRU Director, bob.kitchen@rescue.org			
Philippines Contact	Suzanna Tkalec, Country Director, suzanna.tkalec@rescue.org			
Clusters / Sectors	Shelter, Health, WASH, Food Security/Agriculture, Protection			
Objective	The International Rescue Committee (IRC) responds to the world's worst humanitarian crises and helps people to survive and rebuild their lives. At work in over 40 countries and 22 U.S. cities to restore safety, dignity and hope, the IRC leads the way from harm to home.			
Name	Medair			
Headquarters	Switzerland			
Website	www.medair.org			
HQ Contact	Manuel Jagourd, Head of Emergency response, Manuel.Jagourd@medair.org			
Philippines Contact	Rhonda Eikelboom, Country Director Philippines, cd-phl@medair.org			
Clusters / Sectors	Shelter			
Objective	To provide shelter assistance to Haiyan Typhoon affected communities			
Presence, staff	Manila, Cebu, Tacloban and Dulag			

Name	Médecins du Monde – France	
Headquarters	Paris (France)	
Website	www.medecinsdumonde.org	
HQ contact	Joel Weiler, Head of Emergency Desk, joel.weiler@medecinsdumonde.net	
Philippines Contact	Astrid Heckmann, General Coordinator, genco.philippines@medecinsdumonde.net Wilshire Plaza, Annapolis street, Greenhills, San Juan, National Capital Region.	
Clusters / Sectors	Health	
Objective	<p>MdM main objective is to restore access to primary health care for vulnerable population affected by the typhoon, through a threefold strategy:</p> <ul style="list-style-type: none"> • Provision of emergency medical assistance through mobile medical teams • Restoration of access to basic primary and preventative health services through the support to health facilities • Collaboration with the Department of Health to support the capacity for early detection and rapid response to epidemics. 	
Presence, staff	Country Office in Metro Manila and presence established in Leyte (Carigara, Ormoc, Albueria and Abuyog). Total of 45 staff including 7 international staff.	
Name	MERLIN	
Headquarters	London (UK)	
Website	www.merlin.org.uk	
HQ Contact	Gabor Beszterczey	
Philippines Contact	Karen Culver	
Clusters / Sectors	Health, Mental Health and Psychosocial Support	
Objective	Provide basic primary emergency curative and preventative health care, mental health and psychosocial support services	
Presence, staff	1 country office in Makati City, field offices in Davao Oriental and in Zamboanga City (2 international, 9 national staff in Zamboanga City and 18 in Mati City, Davao Oriental, and 4 national staff in country office). A roster of medical professionals is awaiting deployment to Bohol.	
Name	Norwegian Church Aid (NCA)	
Headquarters	Bernhard Getz' gate 3, 0165 Oslo (Norway)	
Website	www.nca.no	
HQ Contact	Gudrun Bertinussen, Emergency/WASH Team Leader (+47 93250254, gbe@nca.no)	
Philippines Contact	Linda Nordby, NCA Philippines Team Leader (+63 999 651 8773, lno@nca.no) Kristofer Stålhammar, WASH Coordinator (+63 999 651 8734, kst@nca.no)	
Clusters / Sectors	Water, Sanitation and Hygiene Promotion (WASH)	
Objective	Together for a just world	
Presence, staff	1 Team Leader, 1 WASH Coordinator, 3 WASH Officers, 1 Hygiene Promotion Officer, 1 Logistics Officer, 1 Finance Officer	
Name	Oxfam	
Headquarters	Oxfam House, John Smith Drive, Cowley, Oxford, OX4 2JY, UK	
Website	www.oxfam.org.uk	
HQ Contact	Andy Bastable, Head of Water and Sanitation Tel: 00 44 1865 473858 Mobile 00 44 7799160461	
Philippines Contact	Justin Morgan, Country Director (+63 09088917786; jmorgan@oxfam.org.uk) Laurence Hamai, PHE Coordinator (+63 9477437250; lhamai@oxfam.org.uk) Oxfam in the Philippines, 4th Floor, 150 Corporate Center, 150 Panay Avenue, 1104 Quezon City, Philippines	
Clusters / Sectors	WASH, Food Security and Livelihoods, Protection, Shelter	
Objective	We aim to save lives by responding quickly with aid and protection during emergencies, empower people to work their own way out of poverty, and campaign for lasting change	
Presence, staff	about 150	

Name	People in Need	
Headquarters	Czech Republic, Prague	
Website	www.peopleinneed.cz	
HQ Contact	marek.stys@peopleinneed.cz, Marek Štys	
Philippines Contact	pin.ph@peopleinneed.cz, Petr Drbohlav	
Clusters / Sectors	Cash for Work/WASH/Shelter	
Objective	People in Need helps people in emergencies, both in crises of war as well as in areas affected by natural disasters, and in places where it is hard for people to break out of the vicious circle of poverty without support. Humanitarian aid means speedy intervention to save lives, alleviate suffering and help disaster victims get back on their own feet.	
Presence, staff	Samar – Guiuan, Cebu – Bantayan, 8 international staff, 6 national staff	
Name	Plan International	
Headquarters	Plan, International Headquarters, Dukes Court, Block A, Duke Street, Woking, Surrey, GU21 5BH, United Kingdom	
Website	www.plan-international.org	
HQ contact	+44 (0)1483 755 155	
Philippines Contact	Carin van der Hor, Country Director Email: carin.vanderHor@plan-international.org / Phone: +632 813 003032 or +63 920 9164 514 4th Floor Bloomingdale Building, No 205 Salcedo Street, Legapsi Village, 1229 Makati City, Philippines	
Clusters / Sectors	Education, Child Protection, WASH, Food Security and agriculture, Livelihoods, Early recovery, Nutrition, Health, Shelter, GBV, Cash programming	
Objective	Plan's vision is of a world in which all children realise their full potential in societies that respect people's rights and dignity.	
Presence, staff	Eastern Samar, Western Samar, Leyte, Cebu/Camotes; 277 staff	
Name	Samaritan's Purse International Relief	
Headquarters	P.O. Box 3000, Boone, NC 28607-3000 USA	
Website	www.samaritan.org	
HQ contact	Kerry Dodson, Regional Director (+1 828-278-1224, kdodson@samaritan.org)	
Philippines Contact	Nathan Glancy, Team Leader +63 (0) 917.440.7016, naglancy@samaritan.org Len Blevins, Acting Country Director +63 (0) 915.992.8854, lblevins@samaritan.org Maye Saephanh, Program Development Officer +63 (0) 927.294.7201, mssaephanh@samaritan.org	
Clusters / Sectors	Food security, health, shelter, nutrition, WASH	
Objective	Samaritan's Purse stands ready to respond following the onset of an emergency disaster. We specialize in meeting critical needs for victims of conflict, disaster, famine, and epidemics throughout the world, often working through local partners on the ground. We provide assistance in the areas of food, water, shelter, medicine, and nutrition, with emphasis on serving the most vulnerable and underserved populations.	
Presence, staff	50+ staff in Tacloban, Bantayan, and Cebu	

Save the Children		
Name	Save the Children	
Headquarters	London (United Kingdom)	
Website	www.savethechildren.net	
HQ Contact	David Wightwick, david.wightwick@savethechildren.org, +44 7766368093	
Philippines Contact	Cecilia J. Francisco, cecilia.francisco@savethechildren.org, +63 917 5427432 Ned Olney, ned.olney@savethechildren.org, +63 9176337721	
Clusters / Sectors	Education, Emergency Shelter, Food Security & Agriculture, Health, Early Recovery & Livelihoods, Nutrition, Protection, WASH	
Objective	Overall response goal for 3-year program: (1) Save lives and reduce suffering in the relief phase; (2) Enable and support recovery as soon as possible in the response process; and (3) Invest in sustainable solutions by focusing on DRR/CCA, civil society capacity and right based/ advocacy approach.	
Presence, staff	National office (170 staff), offices in Manila, Bohol, Cotabato, Cateel, Davao, Zamboanga Emergency operation (200 staff), offices in Estancia, Roxas City, Ormoc City, Tacloban City, and Cebu (LogHub only)	
Shelter Box		
Name	Shelter Box	
Headquarters	(UK)	
Website	www.shelterbox.org	
HQ Contact	Shelter Box; International, Unit 1A, Water- Ma-Trout, Helston City, Cornwall, TR13 OLW, UK	
Philippines Contact	Sonny Ongkiko - Shelter Box Response Manager, Philippines Disaster Relief, joseongkiko@yahoo.com, +63 917 3232361, shelterboxphilippines@gmail.com	
Clusters / Sectors	Shelter tents and NFI	
Solidarités International		
Name	Solidarités International	
Headquarters	Paris (France)	
Website	www.solidarites.org	
HQ contact	Christophe Vavasseur, Asia Desk Manager, cvavasseur@solidarites.org, 00 33 6 20 66 32 63	
Philippines Contact	Sandra Lamarque, Head of Mission, hom@solidarites-philippines.org or slamarque@solidarites.org, 00 63 905 359 17 89	
Clusters / Sectors	Water, Sanitation and Hygiene Promotion (WASH), Early Recovery, Food Security and Shelter	
Objective	In The Philippines and in the Shelter sector Yolanda Response: To support the reconstruction process initiated by the inhabitants of Tacloban City's informal settlements following Typhoon Haiyan Solidarités International worldwide: Since 1980 SOLIDARITÉS INTERNATIONAL is committed to provide humanitarian aid to people affected by conflicts and natural disasters. Our mission is to provide an efficient rescue as fast as possible to people whose life is threatened, covering vital needs : water, food and shelter	
Presence, staff	Field and support team in Tacloban, coordination and support team in Cebu, representation (one focal point) in Manila	

Name	United Nations Children's Fund (UNICEF)		
Headquarters	New York (USA), Geneva (Switzerland)		
Website	www.unicef.org /		
HQ Contact	Ted Chaiban, Director Office of Emergency Programmes (EMOPS), tchaiban@unicef.org		
Philippines Contact	Tomoo Hozumi, Representative, UNICEF Philippines, thozumi@unicef.org		
Clusters / Sectors	Education, Nutrition, Child Protection and Water and Sanitation		
Objective	UNICEF is mandated by the United Nations General Assembly to advocate for the protection of children's rights, to help meet their basic needs and to expand their opportunities to reach their full potential. UNICEF is guided by the Convention on the Rights of the Child and strives to establish children's rights as enduring ethical principles and international standards of behaviour towards children. UNICEF responds in emergencies to protect the rights of children. In coordination with United Nations partners and humanitarian agencies, UNICEF makes its unique facilities for rapid response available to its partners to relieve the suffering of children and those who provide their care.		
Presence, staff	91 Country Office staff and 102 staff deployed to support Typhoon Haiyan (Yolanda) of which 82 are deployed to typhoon affected areas.		
Name	The United Nations Department of Safety and Security (UNDSS)		
Headquarters	New-York (United States)		
Website	https://dss.un.org/		
HQ Contact	Luc Andriamampianina, adnriamampianina@undss.org,		
Philippines Contact	Marcus Culley, marcus.culley@undss.org, +63 917 595 7214		
Clusters / Sectors	Security		
Name	United Nations Development Programme (UNDP)		
Headquarters	New York (USA)		 <i>Empowered lives. Resilient nations.</i>
Regional Office	Bangkok (Thailand)		
Website	www.undp.org / www.ph.undp.org		
HQ contact	Taija Kontinen-Sharp, taija.kontinen@undp.org		
Philippines Contact	Yuri Afanasiev, Senior Recovery Coordinator, yuri.afanasiev@undp.org Toshihiro Tanaka, Country Director, toshihiro.tanaka@undp.org Alma Evangelista, Team Leader for Crisis Prevention and Recovery, alma.evangelista@undp.org		
Clusters / Sectors	Early Recovery		
Objective	UNDP will work with the affected communities and its humanitarian and development partners (e.g. national and local governments, UN agencies, civil society organizations and the private sector) to design and implement programmes needed to help people restore their life and livelihoods through: emergency employment; community infrastructure rehabilitation; debris management; local governance support; and recovery planning and coordination. UNDP will adopt area based approach and promote disaster risk reduction to assist affected communities to build back safer and sustainably.		
Presence, staff	18 International Professional Staff; 43 National Staff consisting of national officers, general services staff, service/individual contracts staff and national UNVs; 50 Project field staff including national UNVs based in five hubs covering severely affected areas by Typhoon Haiyan.		

Name	United Nations Educational, Scientific and Cultural Organization (UNESCO)	
Headquarters	Paris (France)	 United Nations Educational, Scientific and Cultural Organization
Website	http://www.unesco.org	
HQ Contact	Djaffar Moussa-Elkadhum, b.moussa-elkadhum@unesco.org , cell: +63 (0) 906 322 8844, Office: +63 2 849 3414 or 3409	
Philippines Contact	UNESCO Desk in Manila; 27th Floor (Room 27-15) - Tower 2, The Enterprise Centre; 6766 Ayala Ave. cor. Paseo de Roxas; Makati City 1226 Philippines	
Clusters / Sectors	Education, Early Recovery	
Objective	UNESCO is a capacity building and human development organization which contributes to relief and reconstruction in crisis situations in the fields of education, the sciences, culture and communication. UNESCO's technical assistance and advisory services provide urgent support to assess damages and mitigate losses. They also support national authorities, international partners, and professional and civil society organizations in longer-term sustainable reconstruction ("building back better"), disaster risk reduction, early warning systems, and peacebuilding institutions. UNESCO places its emphasis on the human and institutional dimensions of relief, recovery and reconstruction, with specialized strengths in education at all levels, media and press freedom, early warning systems, mitigating threats to culture and World Heritage.	
Presence, staff	Country Desk established in Manila, supported by UNESCO cluster offices in Jakarta and Bangkok.	
Name	United Nations High Commission for Refugees (UNHCR)	
Headquarters	Geneva (Switzerland)	 UNHCR The UN Refugee Agency
Website	www.unhcr.org	
HQ Contact	Fumiko Kashiwa, Desk Officer, kashiwaf@unhcr.org; Delphine Marie, External Relations Officer, marie@unhcr.org	
Philippines Contact	Bernard Kerblat, Representative, kerblat@unhcr.org	
Clusters / Sectors	Protection, Emergency shelter	
Objective	UNHCR will contribute to addressing the emergency shelter needs of those forcibly displaced by Typhoon Haiyan in support of the shelter cluster, and ensure an adequate protection response and coordination as protection cluster co-lead.	
Presence, staff	Country office and presence established in Tacloban, Cebu, Ormoc, Guiuan, Roxas and Borongan (74 staff including 22 international staff).	
Name	United Nations Human Settlements Programme (UN-Habitat)	
Headquarters	Nairobi (Kenya)	 UN-HABITAT FOR A BETTER URBAN FUTURE
Regional Office	Fukuoka (Japan)	
Website	www.unhabitat.org	
HQ Contact	Jan Meeuwissen, Risk Reduction and Rehabilitation Branch Coordinator, jan.meeuwissen@unhabitat.org	
Regional Contact	Yoshinobu Fukasawa, Regional Director, yoshinobu.fukasawa@unhabitat.org; Srinivasa Popuri, Senior Human Settlements Officer, srinivasa.popuri@unhabitat.org	
Philippines Contact	Christopher Rollo, Habitat Programme Manager, cris.rollo@unhabitat.org.ph; Bernhard Barth, Human Settlements Officer, bernhard.barth@unhabitat.org	
Clusters / Sectors	Cluster: Shelter, Early Recovery; Sectors: Shelter, Community Infrastructure	

Name	United Nations Office for the Coordination of Humanitarian Affairs (OCHA)	
Headquarters	New York (USA), Geneva (Switzerland)	
Website	www.unocha.org	
HQ Contact	Özgül Özcan, Desk Officer, ozcan@un.org	
Philippines Contact	David Carden, Head of Office, carden@un.org	
Clusters / Sectors	Coordination	
Objective	OCHA mobilizes humanitarian aid for all in need. OCHA delivers its mandate through coordination, policy development, advocacy, information management and humanitarian financing.	
Presence, staff	Country Office in Manila (43 staff members including surge capacity), field offices / hubs in Tacloban (16), Guiuan (5), Ormoc (6) Roxas (8), Cebu (2), Cotabato City (6), Zamboanga City (3), Bohol (3)	
Name	United Nations Population Fund (UNFPA)	
Headquarters	New York (USA)	
Website	www.unfpa.org.ph	
HQ Contact	Ugochi Daniels, Chief, Humanitarian and Fragile Context Branch	
Philippines Contact	Genevieve Ah Sue, Representative, a.i., ahsue@unfpa.org	
Clusters / Sectors	GBV Sub-cluster under the Protection Cluster Reproductive Health Working Group under the Health Cluster	
Objective	In times of crisis, recovery and beyond, UNFPA is committed to focus our efforts towards delivering a world where every pregnancy is wanted, every childbirth is safe and every young person's potential is fulfilled.	
Presence, staff	Country Office in Manila, humanitarian field offices / hubs in Cotabato City and Zamboanga City and regular field offices in 10 provinces and Davao City. The core Humanitarian Team has 8 staff. Surge capacity consists of 5 Country Office staff and 5 regular field staff.	
Name	World Food Programme (WFP)	
Headquarters	Rome (Italy)	
Website	www.wfp.org	
Philippines Contact	Praveen Agrawal, Representative and Country Director, Praveen.agrawal@wfp.org	
Clusters / Sectors	Food Security. Logistics, Emergency telecommunications	
Objective	Provide life-saving and early recovery food assistance to earthquake affected households and ensure rapid delivery of life-saving items to the affected population as prioritized by the Government and Humanitarian Country Team	
Presence, staff	Country Office in Manila, sub-offices in Cotabato City, Iligan, Davao, Zamboanga (soon in Bohol); total staff 141 (11 international; 130 national)	
Name	World Health Organization (WHO)	
Headquarters	Geneva (Switzerland)	
Website	www.wpro.who.int/philippines	
HQ Contact	Cintia Diaz-Herrera, diazherrerac@who.int	
Philippines Contact	Dr Julie Lyn Hall, WHO Representative, hallju@wpro.who.int	
Clusters / Sectors	Health	
Objective	To support Member States and local health authorities to lead a coordinated and effective health sector response together with the national and international community, in order to save lives, minimize adverse health effects and preserve dignity, with specific attention to vulnerable and marginalized groups.	
Presence, staff	Country office in Manila has 7 international and 13 national staff Field offices/presence for emergency response in: Manila (31 international and 12 admin support); Tacloban (6 international staff ; 6 national staff); Ormoc (2 international staff ; 2 national staff); Cebu (5 international staff; 3 national staff); Borongan/Guian (3 international staff; 3 national staff); Roxas/Iloilo (2 international staff; 2 national staff); Bohol (1 international staff; and 2 national staff); Zamboanga City (2 international staff and 2 national staff)	

Name	World Vision Philippines	
Headquarters	World Vision Philippines	
Website	www.worldvision.org.ph	
HQ Contact	Brett Moore, brett_moore@wvi.org	
Philippines Contact	Ernie Macabenta; Ernie_Macabenta@wvi.org- Associate Director for Operations, Visayas	
Clusters / Sectors	Shelter and NFIs	